

SDC Platinum™ v3.0 Release Notes

Client Communication Pack
February 2008

Table of Contents

Welcome to SDC Platinum™ v3.0	2
Product Overview	2
Accessing SDC Platinum™ 3.0	2
Release Notes	3
Platinum on Windows Vista.....	9
Feedback	11
Client Support / Key Contacts.....	11

Welcome to SDC Platinum™ v3.0

Thank you for considering SDC Platinum 3.0. We are confident that this latest version of SDC Platinum will meet your Deal information needs.

In this pack you will find information on:

- Accessing SDC Platinum v 3.0
- SDC Platinum™ 3.0 enhancements and new features
- Feedback and comment mechanisms
- Key contacts

Product Overview

SDC Platinum™ is the industry's leading tool for corporate finance and capital markets transaction information and analytical capabilities. SDC Platinum™ is used by banking and consulting information professionals globally to access robust reports and analysis for due diligence, comparable deal and precedent analysis, market share analysis, business development and marketing.

Accessing SDC Platinum™ 3.0

NOTE: The downloading and installing of SDC Platinum 3.0 may have to be done by a technical support representative at your firm depending on how firm uses the application.

The SDC Platinum 3.0 release will be available via <http://download.thomsonone.com/>

You will need to register by clicking on ['Not registered yet? Create your own login now!'](#) The temporary login account name is 'summer'. The access password is 'summer'.

You will be prompted to fill out account information. Please be sure to fill out all of the required fields. Once registered, an automatic email will be sent to you verifying your registration and access.

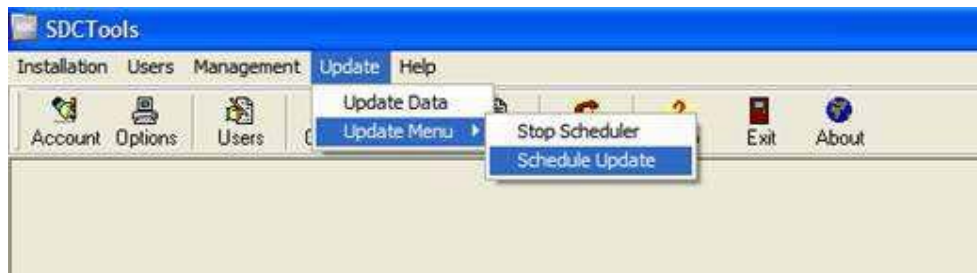
Using your new login and password, access the <http://download.thomsonone.com/> site. Once logged in, navigate to the SDC Platinum group (should be a link next to the 'General' link). If you don't see the group, click the Add Additional Company to Access List link. The Group Access Name is 'summer' and the password is 'summer'. Then click on Platinum Software link and then download the file labelled SDC Platinum 3.0 Full Install.

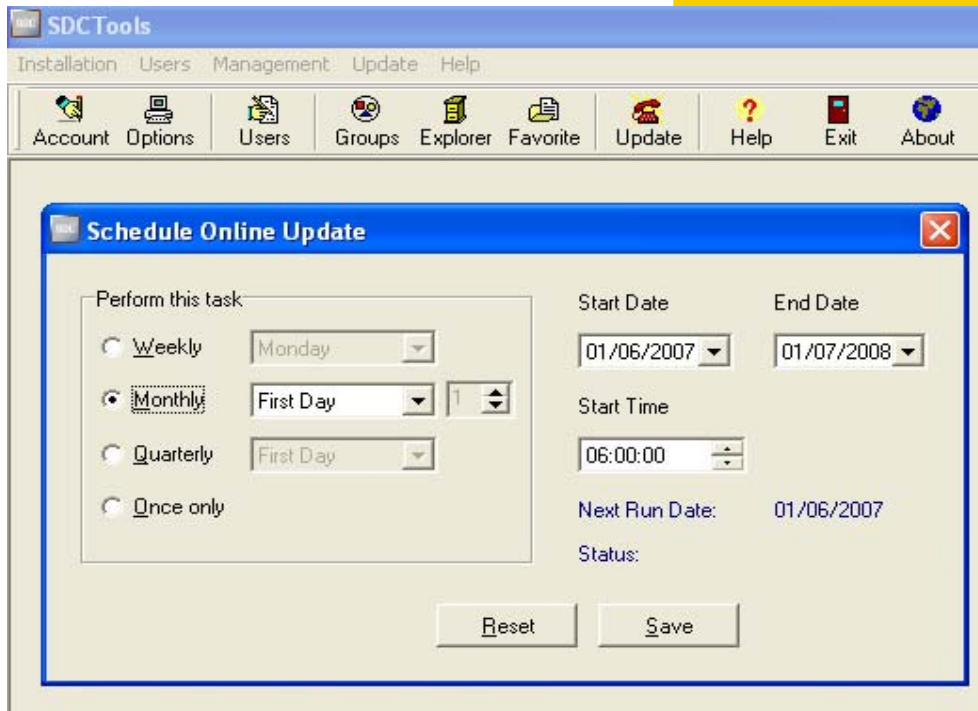
There you will be able to download and save SDC 3.0. **Important: if SDC Platinum™ 3.0 is to be installed alongside an older version of SDC Platinum™ ensure the name of the target folder for the new install does *not* begin with "SDC_".**

Release Notes

Streamlined process for performing online updates

- **Automating downloads of online update files** - Administrators can schedule automatic downloads of online update files with a new feature in SDC Tools. Users can go directly through SDC Tools and no longer are required to download this from a website. Users can schedule the online update to run with regular frequency. PCs must be running at the time the update is scheduled, but SDC Platinum does not have to be running. Users may be connected to and using SDC Platinum during the time of the download. In earlier versions, all users had to log off SDC Platinum™ in order for the administrator to update the data dictionary files. This restriction has been removed.
- **Access this through SDC Tools – Update**

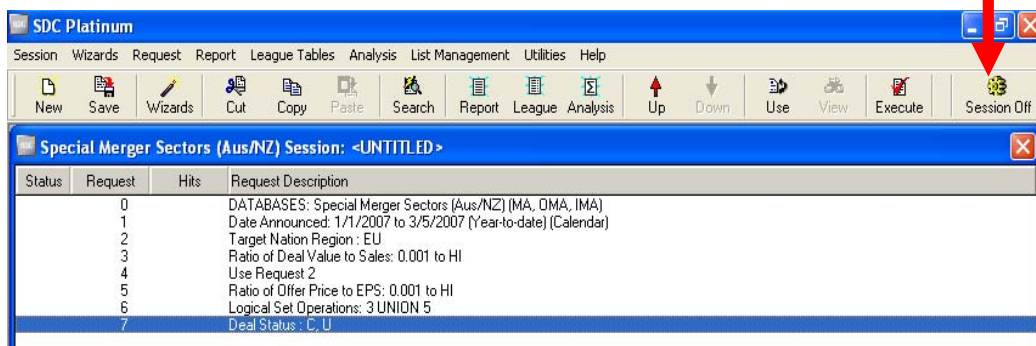




Streamlined and more efficient management of sessions and reports

- **Dynamic logical set operations** – SDC Platinum™ allows the user to tag result sets within a session and perform Boolean operations such as combining, subtracting and intersecting result sets. Previously, tagged query lines were static and an update in the session required a manual rewrite of all logical set conditions. In the new version of the executable, logical set operators can be set to dynamically update when the user amends session criteria.

Click 'Session Off' to disable dynamic logical sets.



By moving the Deal Status line UP, the lines referenced by the Logical Set Operation dynamically update.

SDC Platinum

Session Wizards Request Report League Tables Analysis List Management Utilities Help

New Save Wizards Cut Copy Paste Search Report League Analysis Up Down Use View Execute Session Off

Special Merger Sectors (Aus/NZ) Session: <UNTITLED>

Status	Request	Hits	Request Description
	0		DATABASES: Special Merger Sectors (Aus/NZ) (MA, OMA, IMA)
	1		Date Announced: 1/1/2007 to 3/5/2007 (Year-to-date) (Calendar)
	2		Target Nation Region: EU
	3		Deal Status: C, U
	4		Ratio of Deal Value to Sales: 0.001 to HI
	5		Use Request 2
	6		Ratio of Offer Price to EPS: 0.001 to HI
	7		Logical Set Operations: 4 UNION 6

Note: the Use Request should be edited manually if required:

SDC Platinum

Session Wizards Request Report League Tables Analysis List Management Utilities Help

New Save Wizards Cut Copy Paste Search Report League Analysis Up Down Use View Execute Session Off

Special Merger Sectors (Aus/NZ) Session: <UNTITLED>

Status	Request	Hits	Request Description
	0		DATABASES: Special Merger Sectors (Aus/NZ) (MA, OMA, IMA)
	1		Date Announced: 1/1/2007 to 3/5/2007 (Year-to-date) (Calendar)
	2		Target Nation Region: EU
	3		Deal Status: C, U
	4		Ratio of Deal Value to Sales: 0.001 to HI
	5		Use Request 3
	6		Ratio of Offer Price to EPS: 0.001 to HI
	7		Logical Set Operations: 4 UNION 6

- **Single textbox for report titles** – SDC Platinum™ 3.0 provides a single textbox, simplifying the process of copying and pasting report titles. In older versions of SDC Platinum™, there were four report title fields and limited copying and pasting could be done. This is especially useful for adding report titles to large numbers of reports with similar titles.

Report Options

Titles and Options | Sort | Save As

Enter up to four lines for Titles

Report Options

Add Summary Statistics

Session Details on Same Page

5 Transactions per Group

Format

Text Columnar Grid

Enter a Footnote

OK Cancel Help

- **Automated printing of session names to downloaded reports** – Mapping saved excel reports to session names is easier than ever. When downloading reports to excel, session names (.ssh file names) are included in session details criteria making it easier to recognise and replicate reports.

- **Improved excel download performance** – SDC Platinum™ 3.0 utilises OLE (Object Linking & Embedding), Microsoft's framework for a compound document technology, with built in windows library files to download reports into excel. This improves speed and stability when downloading excel files to local and network drives.
- **Improved excel report format for 'M&A Synopsis' field** – The new SDC Platinum™ 3.0 excel download engine improves report presentation by downloading the M&A synopsis field into a continuous text body.

Synopsis exported and resized in Excel:

	A
1	Synopsis
2	UK - An investor group, comprised of Delek Belron International Ltd of Israel (DB), a unit of Delek Group Ltd's Delek Real Estate Ltd subsidiary, Elektra Real Estate Ltd (ER), FIBI Investment Co, a unit of FIBI Holding Co Ltd, and Quinlan Private Ltd of Ireland, planned to acquire 47 Marriott hotels of Edinburgh-based Royal Bank of Scotland Group PLC, for 1.1 bil British pounds (9.053 bil Israeli shekels/\$2.171 bil US). Upon completion, DB and ER were to own 17% and 9.9%, respectively. The transaction was to include County Hall hotel and London Regents Park hotel. ER was a unit of the CLAL Industries Ltd subsidiary of IDB Development Corp Ltd's (ID) CLAL Israel Ltd unit. ID was a unit of IDB Holding Corp Ltd.
3	UK - General Electric Co (GE) acquired Smiths Aerospace, a London-based manufacturer of aerospace equipments, from Smiths Group PLC, for 2.45 bil British pounds (\$4.812 bil US) in cash. The transaction was approved by the regulatory authorities.
4	UK - Citigroup Inc (CI) of the US acquired Egg PLC (EP), a London-based provider of online banking services, from Prudential PLC, for an amended 546 mil British pounds (\$1.091 bil US) in cash. Originally, CI offered 575 mil pounds (\$1.127 bil) in cash. The transaction was subject to regulatory approvals. Originally, CI was rumored to be planning to acquire EP.
5	UK - Petroplus Holdings AG (PH) of Switzerland agreed to acquire the Coryton refinery of BP PLC (BP), a London-based provider of oil and gas production services, for 712.831 mil British pounds (\$1.4 bil US). The transaction was to include the Coryton distribution terminal and BP's bitumen business. The transaction was subject to regulatory approval. Originally, in June 2006, BP announced that it was seeking a buyer for its Coryton refinery. LukOil was named potential bidder.
6	UK - An investor group comprised of IVG Immobilien AG (IV) of Germany and Evans Randall Investment Management Ltd (ER), acquired The Gherkin (TG), a London-based owner and operator of office building, from Swiss Reinsurance Co, for 630 mil British pounds (954.7 mil euros/\$1.235 bil US).
7	UK - Barratt Developments PLC (BD) completed its tender offer to acquire the entire ordinary share capital of Wilson Bowden PLC (WB), a London-based provider of real estate development services, for a total value of 2.136 bil British pounds (\$4.201 bil US), in a stock swap transaction, via a scheme of arrangement. BD offered 1.0647 new BD ordinary shares and 9.5 pounds (\$18.687) in cash per ordinary WB share. Based on BD's closing stock price on February 2, the last full trading day prior to the announcement, 12.28 pounds (\$24.154), each WB share was valued at 22.575 pounds (\$44.405). Alternatively, 1 pound (\$1.967) loan note for every 1 pound (\$1.967) cash consideration under the offer. BD received irrevocable undertakings to accept the offer with respect to 37.7% of the company's ordinary share capital. The offer was conditioned upon at least 90% of shares being tendered. Upon completion, BD was to exercise its rights to compulsorily acquire the remaining shares pursuant to the offer and apply for the delisting of WB shares in the London Stock Exchange. The transaction was approved by regulatory authorities and shareholders.

- **Custom drilldown reports at an individual user level** – SDC Platinum™ 3.0 allows users to create their own custom drilldown reports that are individual to the user.

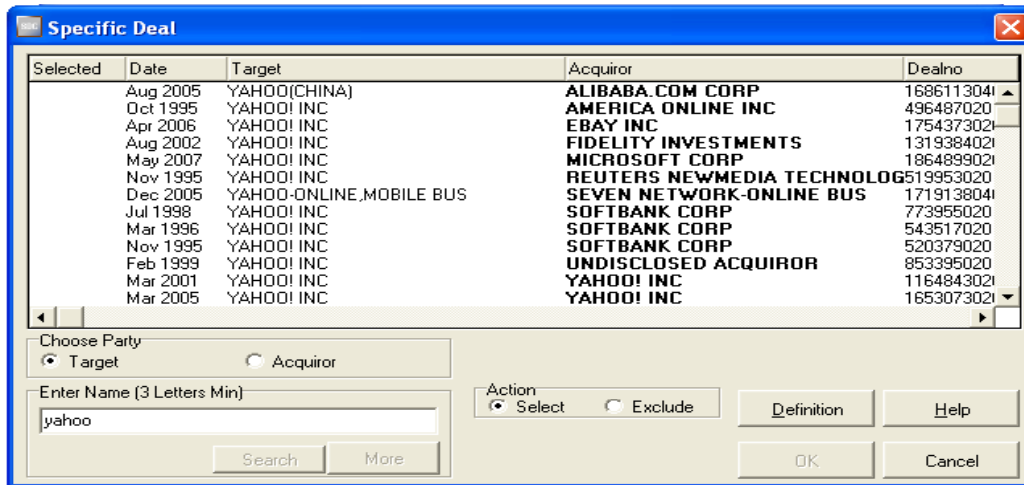
Go to Utilities / Options to set your custom drilldown report under the 'Reports' tab.

Note: The 'Use Custom DrillDown Report' box must be checked.

The screenshot shows the 'Options' dialog box with the 'Reports' tab selected. The 'Custom DrillDown Reports' section contains fields for 'Mergers', 'Loans', 'Equity', 'Bonds', and 'Municipal'. The 'Mergers' field is populated with 'C:\Program Files\SDC 3.0\USR\brs\synopsis.rpt'. Below this section, there are several checkboxes: 'Automatic Line Counter' (unchecked), 'Use European Tear Sheet' (unchecked), 'Include Rank Summary' (checked), 'Use Custom DrillDown Report' (checked, highlighted with a red arrow), 'Global New Issues Databases' (checked), 'Prompt for Custom Report found in Local Directory' (checked), 'Output dates using four digit years (ex. 01/01/2000)' (checked), 'Session Details default to Source page' (checked), and 'Excel 2000 or lower' (unchecked). The 'OK', 'Cancel', and 'Help' buttons are visible on the right side of the dialog.

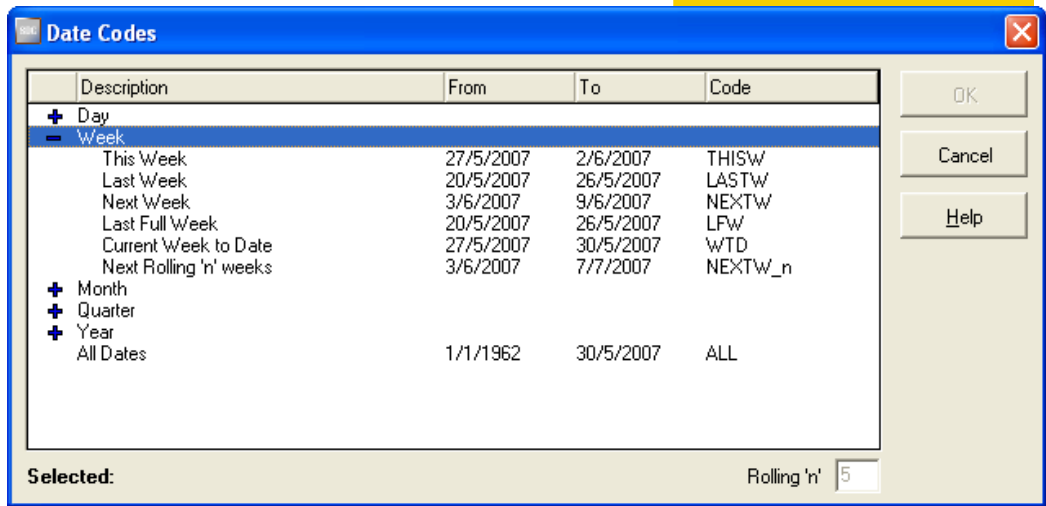
- **More efficient querying** – SDC Platinum™ 3.0 improves the application lookup functionality by enabling users to sort values directly in the lookup box making it quicker and easier to access relevant data fields.

The screenshot below shows deals sorted according to Acquiror name in the “Specific Deal” item window.



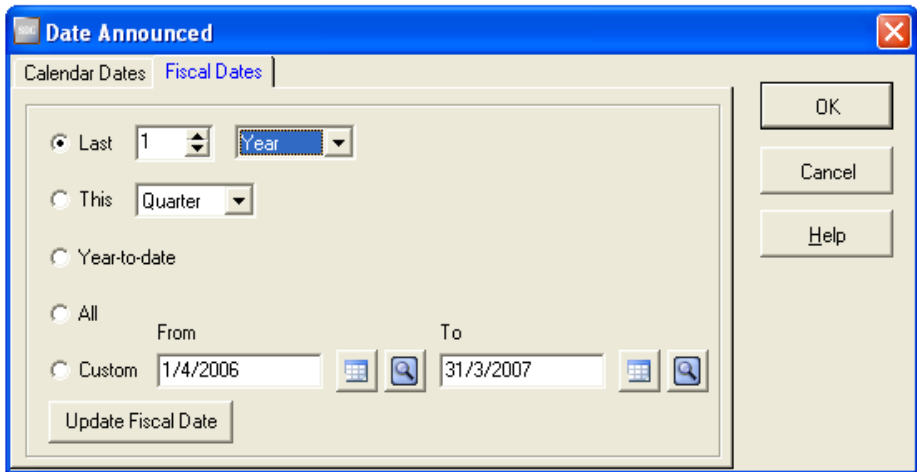
New functionality for date-based analysis

- **New codes for dynamic date ranges** – SDC Platinum™ 3.0 supports a wide range of new, dynamic date codes such as YTD (year to date), LTQ (last quarter), LRM12 (last rolling 12 months), etc. The new interface for date fields throughout the application provides one-click access to a list of valid date codes. The new application supports over 50 distinct date codes, capturing almost any use case scenario. Users can access these new codes by clicking on the magnifying glass in the custom date choice of any date look-up box.

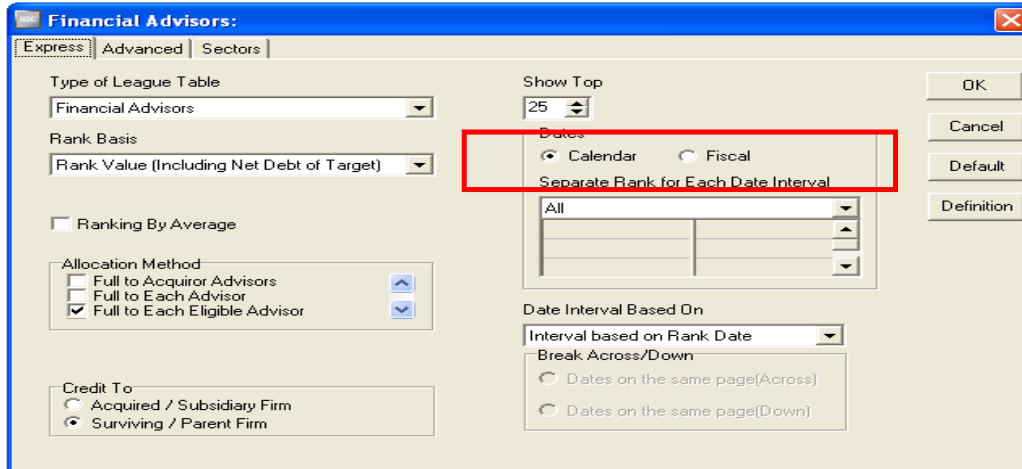


- Fiscal date functionality – SDC Platinum™ 3.0 provides new functionality to filter deals and create analyses based on fiscal year periods instead of calendar date periods. Users can customise their own definition of fiscal date period once for use throughout the application.

Screen shot shows date range for Last 1 year where Fiscal data is set to April 1st 2007:



Set Calendar or Fiscal dates in league table customisation screens:



Click-through to filing reports

Platinum 3.0 provides easy access directly from a deal to public filing documents used to source or value the transaction by clicking on the 'F' icon.

	Issue Date	Issuer	Nation	Principal Amt - sum
[F]	15/01/07	Industrial Bank Co Ltd	China	2,055.2
	17/01/07	Beiersdorf AG	Germany	1,565.7
	22/01/07	Merck KGaA	Germany	1,413.4
	23/01/07	Credit Agricole SA	France	5,186.1
	23/01/07	Credit Agricole SA	France	5,186.1
	23/01/07	Merck KGaA	Germany	1,413.4
[F]	25/01/07	Alpine Total Dynamic	United States	3,520.0
	31/01/07	Gold Fields Ltd	South Africa	1,246.2
[F]	06/02/07	TransCanada Corp	Canada	1,459.1
	09/02/07	Meinl European Land Ltd	Jersey	1,922.2
	12/02/07	Oil Refineries Ltd{Bazan}	Israel	1,517.7
	12/02/07	Oil Refineries Ltd{Bazan}	Israel	1,517.7
	13/02/07	Ping An Ins(Grp)Co of China	China	5,018.1
	21/02/07	Sberbank	Russian Fed	8,785.7
	21/02/07	Sberbank	Russian Fed	8,785.7
	21/02/07	Sberbank	Russian Fed	8,785.7
[F]	22/02/07	Eaton Vance Tax-Managed Global	United States	5,500.0
	22/02/07	Shinhan Financial Group Ltd	South Korea	1,208.2
[F]	27/02/07	Sports Direct International	United Kingdom	1,822.4
	01/03/07	Honda Motor Co Ltd	Japan	1,355.0

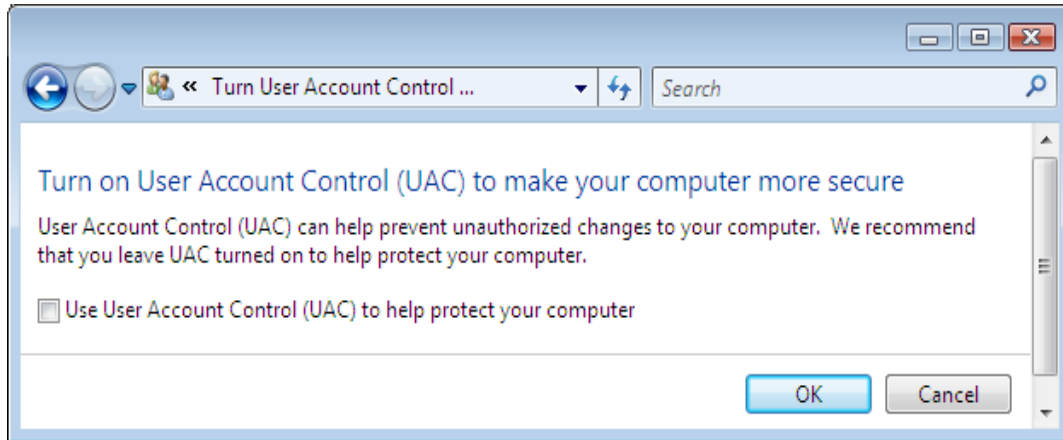
Platinum on Windows Vista

Pre-installation

User Account Control, a security feature introduced in Vista, should be turned off. This can be done only from a user login with Administrator access on the system.

How to turn off User Account Control

1. Go to Control Panel -> Classic View -> User Accounts -> Turn User Account Control On or Off.
2. Ensure that "Use User Account Control (UAC) to help protect your computer" is unchecked.



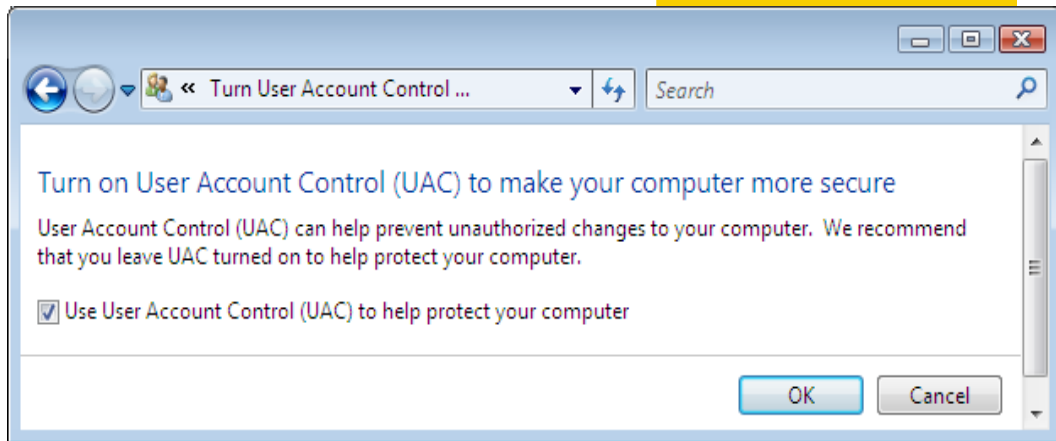
3. Re-start the system

Installation Procedure

1. Installation has to be done by a user with Administrator access on the system.
2. Run setup.exe to install Platinum.
3. Configure SDC tools.
4. Turn on User Account Control (Microsoft recommends keeping this option turned on).

How to turn on User Account Control

1. Go to Control Panel -> Classic View -> User Accounts -> Turn User Account Control On or Off.
2. Check the "Use User Account Control (UAC) to help protect your computer" box.



3. Re-start the system.

Working with Platinum 3.0

We recommend working with Platinum 3.0 from a Standard user login. A Standard user should have full control (modify, read, write, delete and execute) on the SDC Platinum home directory & all sub folders. Platinum home will be the folder where the product is installed. That folder will have the sub-folders Bin, Library, Dbf and Usr.

Feedback

Your feedback is extremely valuable to us. We look forward to discussing SDC Platinum™ with you and encourage you to reach out to our global team as detailed below with your feedback and questions.

Client Support / Key Contacts

As always, we offer full service support, available 24x7. We have fully trained support staff based in New York, London and Hong Kong who will be able to assist you with any technical issues, questions, or feedback you may have during the beta period.

Please inform your support person that you are using the SDC Platinum™ 3.0 Version

Client Support Contact Numbers:

United States	investment-banking-support@thomson.com	Tel: +1 888-989-8373
----------------------	--	----------------------

Europe	ib.support.europe@thomson.com	Tel: +44 (0) 870 191 0591
Asia	ib.support.asia@thomson.com	Tel: +632 878 5777