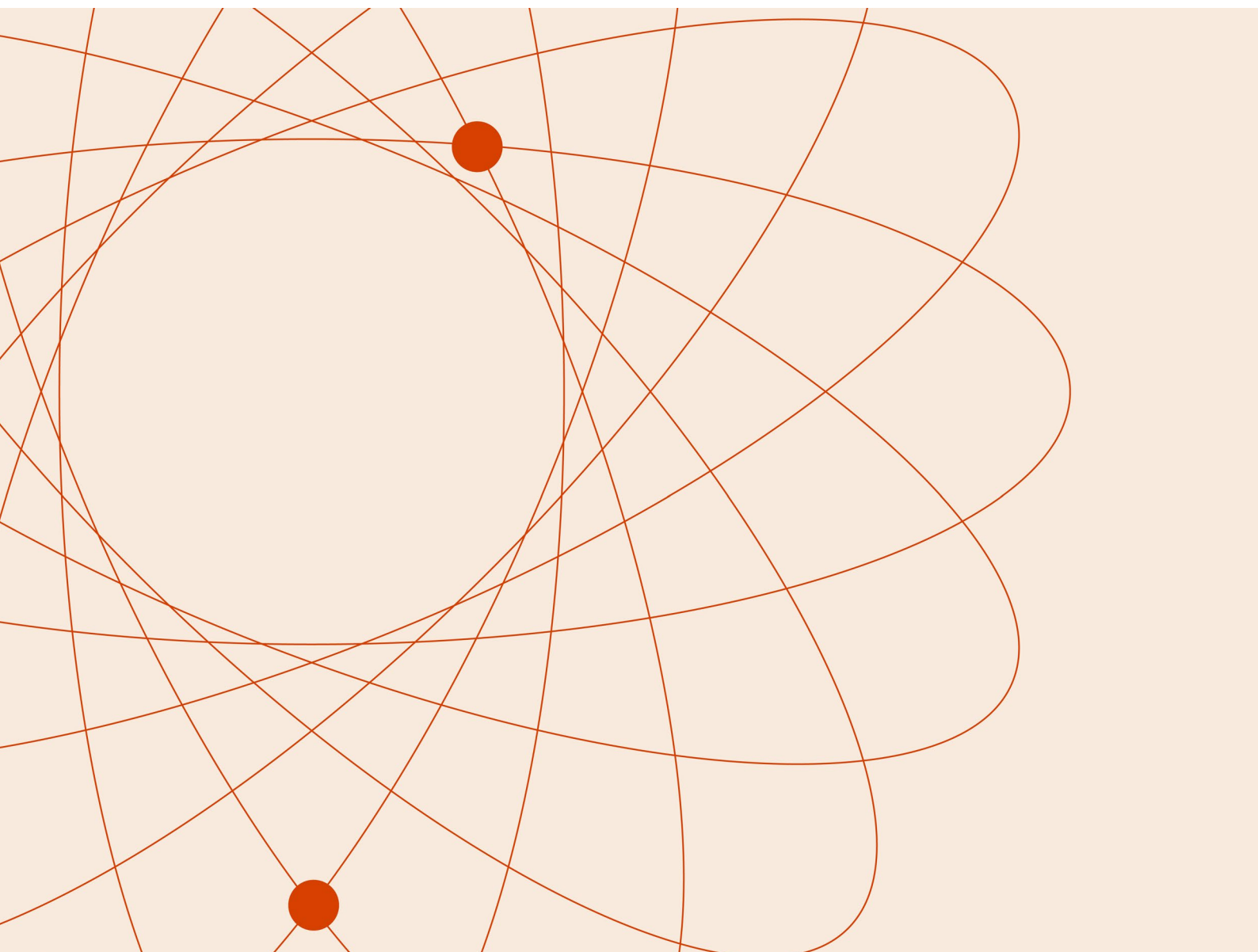


# ONESOURCE Indirect Tax Integration for SAP Global Next – Brazil Tax Reform

**USER GUIDE Product version 1.0.0.1**

OCTOBER 2025



## Document History

Document Version	Version Date	Summary
1.0.0.0	August 2025	ONESOURCE Indirect Tax integration for SAP Global Next- Brazil Tax Reform User Guide version 1.0.0.0
1.0.0.1	October 2025	<p>New price conditions, field mappings, configurations, and supporting information have been introduced to enable the following scenarios:</p> <ul style="list-style-type: none"> <li>• IBS Municipal taxation</li> <li>• FI financial postings for CBS and IBS determination</li> <li>• Reduced rate scenarios</li> </ul>

# Contents

<b>Introduction .....</b>	<b>5</b>
Welcome to ONESOURCE Indirect Tax Integration for SAP Global Next for Brazil. ....	5
Audience.....	6
Prerequisites .....	6
Resources .....	7
Support Protocol.....	8
<b>Quick view of features .....</b>	<b>9</b>
SAP OSS NOTES .....	10
ONESOURCE INDIRECT TAX DETERMINATION CONFIGURATION.....	11
New CBS and IBS Authority Types .....	11
New CBS and IBS Tax Authorities .....	12
New CBS and IBS Tax Authorities Rates and Fees.....	13
Custom IBS City Tax Authority.....	14
SAP: CONFIGURATION INSTRUCTIONS .....	17
Define Tax Types.....	17
Finance: Define Condition Types .....	18
Finance: Assign Condition Types to Procedure.....	21
Sales and Distribution: Define Condition Types.....	22
Sales and Distribution: Assign Condition Types to Procedure.....	25
Sales and Distribution: Nota Fiscal Mapping – Tax Values .....	27
Material Management: Define Condition Types .....	29
Material Management: Assign Condition Types to Procedure .....	32
Material Management: Nota Fiscal Mapping – Tax Values.....	33
Material Management: CBS and IBS – Condition to Nota Fiscal Details.....	34
Material Management: Assign Tax Groups to Condition Types.....	35
Financial Postings: CBS & IBS Determination – Optional.....	36
Localization: Define Tax Situation for CBS and IBS .....	37
Localization: Assign CBS and IBS Tax Situation to Order Type and Item Category.....	38
GLOBAL NEXT CONFIGURATION INSTRUCTIONS .....	40
Determine Condition Type for Taxes .....	40
Field Mapping: Effective Rate .....	48
GLOBAL NEXT TECHNICAL INSTRUCTIONS .....	50

Update WSDL.....	50
SAMPLE TRANSACTIONS.....	50
End to end Sales process with Brazilian Standard Order.....	50
End to end Sales process with Brazilian Standard Order with Accounting .....	60
End to end Purchase process with Brazilian Standard Purchase Order .....	70

# Introduction

## Welcome to ONESOURCE Indirect Tax Integration for SAP Global Next for Brazil.

This guide provides delta updates for Global Next customers already connected to ONESOURCE Indirect Tax for Brazil. It focuses only on the changes required in the existing Global Next–ONESOURCE integration to support Brazil's tax reform. As Thomson Reuters continues testing and aligning solutions with evolving mandates, updates will be issued as addendums. Thomson Reuters DFE and SEFAZ integrations are not covered here.

About ONESOURCE Indirect Tax Integration for SAP

Accurate, global indirect tax calculation with monthly content for 175+ countries, including Brazil.

Deep SAP ECC/S/4HANA integration minimizes manual decisions and eliminates frequent SAP tax code changes.

Audit-ready data supporting reporting and returns.

Built and maintained in SAP: data collector and tax interface using SAP SOAP to Determination, G/L write-back, configurable field mapping, and in-SAP logs for analysis and troubleshooting.

## Audience

If you are responsible for overseeing setting up ONESOURCE Indirect Tax Integration for SAP, you will need to coordinate help from the following people:

- SAP Business Systems Analyst
- SAP Configuration Consultant
- SAP Technical Resource (ABAP Programmer)
- SAP Security Contact
- Tax Professional

Make this guide available to each of these contributors to ensure you have a successful installation.

## Prerequisites

For a seamless and successful deployment of Integration for SAP we highly recommend that you follow the instructions in the guides listed below in order:

- Configuration Guide for ONESOURCE Tables
- Configuration for SAP Tables
- Installation and Programmers' Information
- Installation Instructions (User Guide)
- Special Functions

When working on Integration for SAP you must have knowledge of the SAP tax features, covering all aspects of FI, MM, and SD and have spent time either as an expert configurator or consultant in these areas. Because the setting up of tax integration with ONESOURCE Indirect Tax also includes technical work in the ABAP Workbench, such as data dictionary changes and ABAP coding, you must be able to understand and interpret these changes as well. We recommend that you assemble a team to implement this product because it requires both functional and technical input. Your team should include someone who understands business requirements and processes, as well as someone who can implement the required software changes.

Please take the following into account before setting up the Integration for SAP:

- This guide assumes a fresh installation of Integration for SAP. Customers who are upgrading from a prior 5.x version of Integration should contact Thomson Reuters Indirect Tax.
- The minimum SAP system version must be ECC 6.0, EHP 6. Please see tested platforms by Thomson Reuters in Platform Information section.
- Procure a subscription to ONESOURCE Indirect Tax Determination
- It is assumed that the persons who install, configure, and use the tax interface in SAP have some basic understanding of the overall ONESOURCE Indirect Tax Suite of products and how they interact with each other.

## Resources

The following table describes which resources are available:

RESOURCE	DESCRIPTION
Customer Support	Look for answers in the Knowledge Base or open a support ticket.
Installation Instructions (User Guide)	This guide provides an overview of the architecture and business processes as they relate to Sales and Use tax, as well as VAT scenarios in FI, SD, and MM. The target audiences are the Business Systems Analysts, Consultants, and Tax Professionals who set up the tax processes in SAP.
Installation and Programmers Guide	<p>This guide instructs you how to install the Integration for SAP. The target audiences are the Basis personnel who will process the application of the transports to the SAP system and the ABAP programmers who will perform the required INCLUDE statements within the user exits and other coding blocks. There is also discussion in this manual for the ABAP programmer regarding customization logic and how custom additions to the programs should be added to the system if needed in the future.</p> <p>This guide describes the supported combinations of operating systems, databases, and application servers/web containers.</p> <p>Refer to <a href="#">support lifecycle for SAP</a> for the end-of-life dates for ONESOURCE Indirect Tax Integrations for SAP.</p> <p>Consult this guide to see which combinations of software Thomson Reuters tests with Integrations.</p>
Configuration Guide SAP tables	This guide instructs you how to configure and set up SAP tables and processes to enable tax calculations to meet your unique requirements.
Configuration Guide ONESOURCE tables	This guide instructs you how to configure and set up ONESOURCE Indirect Tax tables and processes to enable tax calculations to meet your unique requirements.
Configuration Guide for Special Functions	This guide instructs you how to configure and set up SAP and Integration tables and processes to enable tax calculations to meet your unique requirements for special functions within SAP, including Plants Abroad, Cash Discounts, Deferred Taxes, Service Entry Sheets, Settlement Management, and Tax-only invoices.
Vendor Charged Tax (VCT) Guide	<p>This guide describes the functionality for integrating Indirect Tax Enterprise Cloud VCT calculations with SAP Global Next transactions.</p> <p>This functionality is for the United States and Canada only</p>

## Support Protocol

The ONESOURCE Indirect Tax Integration for SAP is built, maintained, and owned by Thomson Reuters. We follow SAP best practices, development standards, and strive to minimize the impact this solution will have on your SAP environment. With any 3rd party Add-On in SAP, the vendor providing the solution is responsible for support of that Add-On. In the case of an issue with the ONESOURCE Indirect Tax Integration for SAP please follow these simple steps to open a support ticket with Thomson Reuters:

1. Identify the potential issue and gather all necessary facts (log files, scenarios, configurations, screen prints).
2. Provide system environment information such as your SAP Version (ECC or S/4 HANA), EHP/SP or FPS level, as well as the Integration version.
3. Another month later, you imported your March source file. The March source file contains both the January and February transactions, in addition to the March transactions. Again, ONESOURCE Tax Information Reporting needs to know that the January and February transactions were included.
4. Open a support ticket with Indirect Tax  
at <https://tax.thomsonreuters.com/support/ONESOURCE/indirect-tax/>



## Quick view of features

FEATURES	TIMELINE
Full Rate determination for CBS & IBS (for SD and MM processes)	This SAP Note outlines the delivery and support strategy for the Brazil Tax Reform solution. It also provides a list of related OSS released to address the Brazilian Tax Reform.
Support for CST and cClastrib Determination for IBS & CBS	Information is covered within this document. However, we have provided guidance using standard SAP Determination. See Section Localization: Define Tax Situation for CBS & IBS)
IBS Municipal	This document covers all relevant information. In addition, we've provided interim guidance using a custom authority, as the standard authority is still under review.
FI Financial Postings – CBS & IBS Determination	This document includes comprehensive details. It also offers guidance on how to optionally post CBS and IBS values to the accounting system.
Reduced Rate requirements	This document outlines the necessary information. We've included instructions for updating the WSDL and creating custom mappings, although these elements remain under review.
Deferrals and Suspensions Requirements	Currently under review
Support for CST and cClastrib Determination for IBS & CBS	Currently under review

## SAP OSS NOTES

### Brazil Tax Reform Leading Note

- Customers can follow this SAP leading note to implement the changes in their system and to stay informed about the latest changes related to the upcoming Brazil tax reform.
- **This leading note outlines the recommended SAP Notes that should be applied as baseline prerequisites to support the Global Next Brazil Tax Reform solution.** These notes address critical system updates required to accommodate the new tax regulations introduced by the Brazilian government, including the CBS (Contribution on Goods and Services), IBS (Tax on Goods and Services).
- These SAP Notes are essential for ensuring system readiness and compliance with the upcoming Brazil Tax Reform.

**Customers are strongly encouraged to review and implement them as part of their baseline configuration.**

OSS	SUMMARY
<u>3561376 - Tax Reform Leading SAP Note - SAP for Me</u>	This SAP Note outlines the delivery and support strategy for the Brazil Tax Reform solution. It also provides a list of related OSS released to address the Brazilian Tax Reform.

## ONESOURCE INDIRECT TAX DETERMINATION CONFIGURATION

### New CBS and IBS Authority Types

- As part of the latest ONESOURCE IDT update, new authority types for CBS (Contribution on Goods and Services) and IBS (Tax on Goods and Services) have been introduced. These additions support enhanced tax configuration and compliance capabilities aligned with Brazil's upcoming tax reform.

#### CBS Authority Type:

< Authority Types

STANDARD 153 CUSTOM 133

+ Add Custom Authority Type View in Excel

	Authority type name ^	Description	Authority type
1	CBS	Brazil CBS	INTL

Page 1 of 1 Go to page:

< Previous Next >

Go

Items per page

(Showing 1 to 1 of 1) 25

#### IBS: Authority Type:

< Authority Types

STANDARD 153 CUSTOM 133

+ Add Custom Authority Type View in Excel

	Authority type name ^	Description	Authority type
1	IBS	Brazil IBS	INTL

Page 1 of 1 Go to page:

< Previous Next >

Go

Items per page

(Showing 1 to 1 of 1) 25



## New CBS and IBS Tax Authorities Rates and Fees

- New Rates and Fees for CBS (Contribution on Goods and Services) and IBS (Tax on Goods and Services) have been introduced. These additions support enhanced tax configuration and compliance capabilities aligned with Brazil's upcoming tax reform.

### CBS Authority Rates and Fees

< **Brazil CBS**  
Rates and Fees

AUTHORITY DETAILS **RATES AND FEES** RULES CONTRIBUTING AUTHORITIES CURRENCY SPECIFICATIONS MOTOR FUEL MAPPING MATERIAL SETS RATE SETS

STANDARD CUSTOM + Add Custom Rate + Add Custom Fee View in Excel

	Code ^	Rate type	Rate%	Fee	Active	Start date	End date
		All v			All v	mm/dd/yyyy v	mm/dd/yyyy
1	RR30 - Rate Reduction 30%	Basic	0.9%		YES	01/01/2025	
2	RR60 - Rate Reduction 60%	Basic	0.9%		YES	01/01/2025	
3	SR - Full Rate	Basic	0.9%		YES	01/01/2025	

Page 1 of 1 Go to page:

< Previous Next >

(Showing 1 to 3 of 3)

Items per page
25 v

### IBS Authority Rates and Fees

< **Brazil IBS Sao Paulo**  
Rates and Fees

AUTHORITY DETAILS **RATES AND FEES** RULES CONTRIBUTING AUTHORITIES CURRENCY SPECIFICATIONS MOTOR FUEL MAPPING MATERIAL SETS RATE SETS

STANDARD CUSTOM + Add Custom Rate + Add Custom Fee View in Excel

	Code ^	Rate type	Rate%	Fee	Active	Start date	End date
		All v			All v	mm/dd/yyyy v	mm/dd/yyyy
1	RR30 - Rate Reduction 30%	Basic	0.1%		YES	01/01/2025	
2	RR60 - Rate Reduction 60%	Basic	0.1%		YES	01/01/2025	
3	SR - Full Rate	Basic	0.1%		YES	01/01/2025	

Page 1 of 1 Go to page:

< Previous Next >

(Showing 1 to 3 of 3)

Items per page
25 v

## Custom IBS City Tax Authority

- ONESOURCE IDT will introduce standard content for IBS City/Municipal Tax Authorities with a planned release in November 2025. If your implementation or testing timelines require IBS support before then, you may create custom authorities using the steps provided below.

### IBS City: Custom Authority

Create Brazil IBS Municipal with country level definition once 2026 rules will be same for every city:

<

Brazil IBS Municipal

Zones

AUTHORITY DETAILS

ZONES

RATES AND FEES

RULES

CONTRIBUTING AUTHORITIES

CURRENCY SPECIFICATIONS

MOTOR FUEL MAPPING

MATERIAL SETS

RATE SETS

COMPANY

SAP DEV - BR

Attach Zone

	Actions	Jurisdictions	Zone
		All	
1	DETACH	BR - BRAZIL	Brazil

## IBS City: Rates and Fees

Rates and Fees created with zero rate once 2026 it's not applied, just need to send the tax base and zero values

**Rates and Fees** > **Rate Code: 10IBS**
🗑️ | ✕

---

**Company \***

SAP DEV - BR

*\* Indicates a required field*

**Rate Code\* ( For custom data the first character must be numeric. )**

10IBS

**Description**

Tax on Goods and Services - City

**Start Date\***  
mm/dd/yyyy  

01/01/2025 📅

**End Date**  
mm/dd/yyyy  

mm/dd/yyyy 📅

**Currency**  

Select ▼

**Maximum Amount**

**Rate Type\* ⓘ**

BASIC

GRADUATED

TIERED

**Rate% \* ⓘ**  

0

**Minimum Amount**

**Reduction% ⓘ**

SAVE

CANCEL

## IBS City: Rules

Rule created and Rates and Fees assigned with zero rate once 2026 it's not applied, just need to send the tax base and zero values

Rules > Rule Code: 100

Company \*

SAP DEV - BR

Rule Code \*

100

Start Date\*

01/01/2025

End Date

mm/dd/yyyy

Rule Option \*

None

Rate input type \*

☒ Rate and Fee Code

☐ Rate sets

10IBS - Tax on Goods and Services - City

Select

Tax Type

Any

Product input type

☒ Product and Service

☐ Authority material list

Add Custom Product

Select

Calculation Method \*

Brazil CBS-IBS

Tax Code

Exempt Reason

Invoice Description

IBS City 2026

Input Recovery

PERCENTAGE

AMOUNT

Input Recovery Amount

Authority Unit of Measure

Select

Tax Treatment

None

Comment / ERP Override

Basis Percentage (%)

Basis Percentage 2 (%)

Basis Percentage 3 (%)

DOCUMENT LEVEL QUALIFIERS(END USES)

LINE LEVEL QUALIFIERS(END USES)



## SAP: CONFIGURATION INSTRUCTIONS

### Define Tax Types

In this customizing activity, define the tax types required to represent the CBS and IBS scenarios respectively.

T-CODE	PATH
J1BTAX	Condition Setup → Tax Types

#### CBS Tax Types

Change View "Tax Types": Overview						
<input type="text"/>	New Entries					BC Set: Change Field Values  More
Tax Types						
Tax...	Tax Group	Description	La...	Wit...	Off...	Tax Subdivision
<input checked="" type="checkbox"/> ZCB1	Contribution on Goods and Services	▼ Deductible CBS	<input type="checkbox"/>	<input type="checkbox"/>	<input type="checkbox"/>	▼
<input checked="" type="checkbox"/> ZCB2	Contribution on Goods and Services	▼ Non-deductible CBS	<input type="checkbox"/>	<input type="checkbox"/>	<input type="checkbox"/>	▼
<input checked="" type="checkbox"/> ZCB3	Contribution on Goods and Services	▼ Payable CBS	<input type="checkbox"/>	<input type="checkbox"/>	<input type="checkbox"/>	▼

#### IBS Tax Types

Change View "Tax Types": Overview						
<input type="text"/>	New Entries					BC Set: Change Field Values  More
Tax Types						
Tax...	Tax Group	Description	La...	Wit...	Off...	Tax Subdivision
<input checked="" type="checkbox"/> ZI1M	Tax on Goods and Services (Municipal)	▼ Deductible Municipal IBS	<input type="checkbox"/>	<input type="checkbox"/>	<input type="checkbox"/>	▼
<input checked="" type="checkbox"/> ZI1S	Tax on Goods and Services (State)	▼ Deductible State IBS	<input type="checkbox"/>	<input type="checkbox"/>	<input type="checkbox"/>	▼
<input checked="" type="checkbox"/> ZI2M	Tax on Goods and Services (Municipal)	▼ Non-deductible Municipal IBS	<input type="checkbox"/>	<input type="checkbox"/>	<input type="checkbox"/>	▼
<input checked="" type="checkbox"/> ZI2S	Tax on Goods and Services (State)	▼ Non-deductible State IBS	<input type="checkbox"/>	<input type="checkbox"/>	<input type="checkbox"/>	▼
<input checked="" type="checkbox"/> ZI3M	Tax on Goods and Services (Municipal)	▼ Payable Municipal IBS	<input type="checkbox"/>	<input type="checkbox"/>	<input type="checkbox"/>	▼
<input checked="" type="checkbox"/> ZI3S	Tax on Goods and Services (State)	▼ Payable State IBS	<input type="checkbox"/>	<input type="checkbox"/>	<input type="checkbox"/>	▼

**NOTE:** With the SAP Notes implemented, customers will find CBS and IBS preconfigured which they can use as reference for the creation of tax types.

## CBS Tax Types

Change View "Tax Types": Overview						
<input type="text"/>	New Entries					
Tax Types						
Tax...	Tax Group	Description	La...	Wit...	Off...	Tax Subdivision
<input checked="" type="checkbox"/> CBS1	Contribution on Goods and Services	Deductible CBS	<input type="checkbox"/>	<input type="checkbox"/>	<input type="checkbox"/>	
<input checked="" type="checkbox"/> CBS2	Contribution on Goods and Services	Non-deductible CBS	<input type="checkbox"/>	<input type="checkbox"/>	<input type="checkbox"/>	
<input checked="" type="checkbox"/> CBS3	Contribution on Goods and Services	Payable CBS	<input type="checkbox"/>	<input type="checkbox"/>	<input type="checkbox"/>	

## IBS Tax Types

Change View "Tax Types": Overview						
<input type="text"/>	New Entries					
Tax Types						
Tax...	Tax Group	Description	La...	Wit...	Off...	Tax Subdivision
<input checked="" type="checkbox"/> IB1M	Tax on Goods and Services (Municipa...	Deductible Municipal IBS	<input type="checkbox"/>	<input type="checkbox"/>	<input type="checkbox"/>	
<input checked="" type="checkbox"/> IB1S	Tax on Goods and Services (State)	Deductible State IBS	<input type="checkbox"/>	<input type="checkbox"/>	<input type="checkbox"/>	
<input checked="" type="checkbox"/> IB2M	Tax on Goods and Services (Municipa...	Non-deductible Municipal IBS	<input type="checkbox"/>	<input type="checkbox"/>	<input type="checkbox"/>	
<input checked="" type="checkbox"/> IB2S	Tax on Goods and Services (State)	Non-deductible State IBS	<input type="checkbox"/>	<input type="checkbox"/>	<input type="checkbox"/>	
<input checked="" type="checkbox"/> IB3M	Tax on Goods and Services (Municipa...	Payable Municipal IBS	<input type="checkbox"/>	<input type="checkbox"/>	<input type="checkbox"/>	
<input checked="" type="checkbox"/> IB3S	Tax on Goods and Services (State)	Payable State IBS	<input type="checkbox"/>	<input type="checkbox"/>	<input type="checkbox"/>	

## Finance: Define Condition Types

This customizing activity, define the condition types required to represent the CBS and IBS scenarios respectively.

T-CODE	IMG PATH
OBQ1	Financial Accounting → Financial Accounting Global Settings → Tax on Sales/Purchases → Check Calculation Procedure: Define Condition Types

Define CBS and IBS condition types as follows:

### CBS Condition Types

SAP Change View "Conditions: Condition Types": Overview				
<input type="text"/> <input type="button" value="New Entries"/> <input type="button" value="Print"/> <input type="button" value="Back"/> <input type="button" value="Forward"/> <input type="button" value="Refresh"/> <input type="button" value="More"/>				
Condition Type	Description	Condition Class	Calculation Type	
<input checked="" type="checkbox"/> ZCB1	IDT CBS Deductible	Taxes	Percentage	
<input checked="" type="checkbox"/> ZCB2	IDT CBS N-Deductible	Taxes	Percentage	
<input checked="" type="checkbox"/> ZCB3	IDT CBS Payable	Taxes	Percentage	

### CBS - Condition Configuration Details

To ensure proper setup of the CBS condition types, please verify that your condition settings are configured according to the specifications in the table below.

COND. TYPE	ACCESS. SEQ	COND. CLASS	CALC. TYPE	COND. CAT.	MAN. ENTRIES	ITEM COND.	Amount Perc.
ZCB1	MSWT	D	A	D	D	X	X
ZCB2	MSWT	D	A	D	D	X	X
ZCB3	MSWT	D	A	D	D	X	X

### IBS Condition Types

SAP Change View "Conditions: Condition Types": Overview				
<input type="text"/> <input type="button" value="New Entries"/> <input type="button" value="Print"/> <input type="button" value="Back"/> <input type="button" value="Forward"/> <input type="button" value="Refresh"/> <input type="button" value="More"/>				
Condition Type	Description	Condition Class	Calculation Type	
<input checked="" type="checkbox"/> ZI1M	IDT IBS Munic Deduct	Taxes	Percentage	
<input checked="" type="checkbox"/> ZI1S	IDT IBS State Deduct	Taxes	Percentage	
<input checked="" type="checkbox"/> ZI2M	IDT IBS Munic N-Dedu	Taxes	Percentage	
<input checked="" type="checkbox"/> ZI2S	IDT IBS State N-Dedu	Taxes	Percentage	
<input checked="" type="checkbox"/> ZI3M	IDT IBS Munic Pay	Taxes	Percentage	
<input checked="" type="checkbox"/> ZI3S	IDT IBS State Pay	Taxes	Percentage	

**IBS - Condition Configuration Details**

To ensure proper setup of the IBS condition types, please verify that your condition settings are configured according to the specifications in the table below.

COND. TYPE	ACCESS SEQ.	COND. CLASS	CALC. TYPE	COND. CAT.	MAN. ENTRIES	ITEM COND.	AMOUNT PERC.
ZI1M	MSWT	D	A	D	D	X	X
ZI1S	MSWT	D	A	D	D	X	X
ZI2M	MSWT	D	A	D	D	X	X
ZI2S	MSWT	D	A	D	D	X	X
ZI3M	MSWT	D	A	D	D	X	X
ZI3S	MSWT	D	A	D	D	X	X

## Finance: Assign Condition Types to Procedure

After creating the condition types for CBS and IBS you must assign them to the appropriate procedure. This step ensures that the system correctly calculates and applies each tax type during relevant transactions.

T-CODE	IMG PATH
OBQ3	Financial Accounting → Financial Accounting Global Settings → Tax on Sales/Purchases → Basic Settings → Check Calculation Procedure: Define Procedures

< SAP
Change View "Procedures - Control Data": Overview

[New Entries](#)

BC Set: Change Field Values

[More](#)

[Display](#)

Dialog Structure
 

[Procedures](#)

Procedures - Control Data

Procedure: ZTPBR1 IDT Tax Procedure - BR

### Procedures - Control Data

#### Reference Step Overview

Step	Cou...	Con...	Description	From...	To Step	Man...	Re...	Stati...	Print Type	Subtotal	Requirem...	Alt. Calc...
<input type="checkbox"/> 200	0	ZCB1	IDT CBS Deductible	100			<input type="checkbox"/>	<input type="checkbox"/>	<input checked="" type="checkbox"/>			991
<input type="checkbox"/> 201	0	ZCB2	IDT CBS N-Deductible	100			<input type="checkbox"/>	<input type="checkbox"/>	<input checked="" type="checkbox"/>			991
<input type="checkbox"/> 202	0	ZCB3	IDT CBS Payable	100			<input type="checkbox"/>	<input type="checkbox"/>	<input checked="" type="checkbox"/>			991
<input type="checkbox"/> 203	0	ZI1M	IDT IBS Munic Deduct	100			<input type="checkbox"/>	<input type="checkbox"/>	<input checked="" type="checkbox"/>			991
<input type="checkbox"/> 204	0	ZI1S	IDT IBS State Deduct	100			<input type="checkbox"/>	<input type="checkbox"/>	<input checked="" type="checkbox"/>			991
<input type="checkbox"/> 205	0	ZI2M	IDT IBS Munic N-Dedu	100			<input type="checkbox"/>	<input type="checkbox"/>	<input checked="" type="checkbox"/>			991
<input type="checkbox"/> 206	0	ZI2S	IDT IBS State N-Dedu	100			<input type="checkbox"/>	<input type="checkbox"/>	<input checked="" type="checkbox"/>			991
<input type="checkbox"/> 207	0	ZI3M	IDT IBS Munic Pay	100			<input type="checkbox"/>	<input type="checkbox"/>	<input checked="" type="checkbox"/>			991
<input type="checkbox"/> 208	0	ZI3S	IDT IBS State Pay	100			<input type="checkbox"/>	<input type="checkbox"/>	<input checked="" type="checkbox"/>			991
<input type="checkbox"/> 209	0	ZIS2	IDT IS Non-Deductibl	100			<input type="checkbox"/>	<input type="checkbox"/>	<input checked="" type="checkbox"/>			991
<input type="checkbox"/> 210	0	ZIS3	IDT IS Payable	100			<input type="checkbox"/>	<input type="checkbox"/>	<input checked="" type="checkbox"/>			991

In this customizing activity, define the condition types required to represent the CBS and IBS scenarios respectively.

Define CBS and IBS condition types as follows:









<div> <div> <div>&lt;</div> <div>SAP</div> </div> <div>Change View "Conditions: Condition Types": Overview</div> </div>				
<div> <div> <div></div> <div>▼</div> </div> <div> <div>🔍</div> <div>New Entries</div> <div>📄</div> <div>⊖</div> <div>↶</div> <div>🗑️</div> <div>🔄</div> <div>⛶</div> <div>More ▼</div> </div> </div>				
	Condition Type	Description	Condition Class	Calculation Type
<input checked="" type="checkbox"/>	ZCB1	IDT CBS Deductible	Taxes	Percentage
<input checked="" type="checkbox"/>	ZCB2	IDT CBS N-Deductible	Taxes	Percentage
<input checked="" type="checkbox"/>	ZCB3	IDT CBS Payable	Taxes	Percentage

## CBS - Condition Configuration Details

To ensure proper setup of the CBS condition types, please verify that your condition settings are configured according to the specifications in the table below.

COND. TYPE	ACCESS. SEQ	COND. CLASS	CALC. TYPE	COND. CAT.	MAN. ENTRIES	ITEM COND.	Amount Perc.
ZCB1	N/A	D	A	D	D	X	X
ZCB2	N/A	D	A	D	D	X	X
ZCB3	N/A	D	A	D	D	X	X

## IBS Condition Types

<div> <div>&lt; </div> <div>Change View "Conditions: Condition Types": Overview</div> </div>				
<div> <div> <input type="text"/> </div> <div>  <a href="#">New Entries</a>       <a href="#">More</a> </div> </div>				
Condition Type	Description	Condition Class	Calculation Type	
<input checked="" type="checkbox"/> ZI1M	IDT IBS Munic Deduct	Taxes	Percentage	
<input checked="" type="checkbox"/> ZI1S	IDT IBS State Deduct	Taxes	Percentage	
<input checked="" type="checkbox"/> ZI2M	IDT IBS Munic N-Dedu	Taxes	Percentage	
<input checked="" type="checkbox"/> ZI2S	IDT IBS State N-Dedu	Taxes	Percentage	
<input checked="" type="checkbox"/> ZI3M	IDT IBS Munic Pay	Taxes	Percentage	
<input checked="" type="checkbox"/> ZI3S	IDT IBS State Pay	Taxes	Percentage	

**IBS - Condition Configuration Details**

To ensure proper setup of the IBS condition types, please verify that your condition settings are configured according to the specifications in the table below.

COND. TYPE	ACCESS SEQ.	COND. CLASS	CALC. TYPE	COND. CAT.	MAN. ENTRIES	ITEM COND.	AMOUNT PERC.
ZI1M	N/A	D	A	D	D	X	X
ZI1S	N/A	D	A	D	D	X	X
ZI2M	N/A	D	A	D	D	X	X
ZI2S	N/A	D	A	D	D	X	X
ZI3M	N/A	D	A	D	D	X	X
ZI3S	N/A	D	A	D	D	X	X



## Sales and Distribution: Assign Condition Types to Procedure

After creating the condition types for CBS and IBS, you must assign them to the appropriate procedure. This step ensures that the system correctly calculates and applies each tax type during relevant transactions.

T-CODE	IMG PATH
V/08	Sales and Distribution → Basic Functions → Pricing → Pricing Control → Define and Assign Pricing Procedures: Set Pricing Procedures

Assign the CBS and IBS condition types to your procedure as outlined below. Ensure they are configured as statistical to prevent them from being posted to accounting:

Change View "Procedures - Control Data": Overview

Procedure: ZPPBR1 IDT Brazil: Standard (RL)

Procedures - Control Data

Reference Step Overview

Step	Cou...	Con...	Description	From...	To Step	Man...	Re...	Stati...	Rele...	Print Type	Subtotal	Requirem...	Alt. Calc...	Alt. Cndn
<input checked="" type="checkbox"/> 680	0	ZCB1	IDT CBS Deductible	600		<input type="checkbox"/>	<input type="checkbox"/>	<input checked="" type="checkbox"/>	<input type="checkbox"/>				994	
<input checked="" type="checkbox"/> 681	0	ZCB2	IDT CBS N-Deductible	600		<input type="checkbox"/>	<input type="checkbox"/>	<input checked="" type="checkbox"/>	<input type="checkbox"/>				994	
<input checked="" type="checkbox"/> 682	0	ZCB3	IDT CBS Payable	600		<input type="checkbox"/>	<input type="checkbox"/>	<input checked="" type="checkbox"/>	<input type="checkbox"/>				994	
<input checked="" type="checkbox"/> 683	0	ZI1M	IDT IBS Munic Deduct	600		<input type="checkbox"/>	<input type="checkbox"/>	<input checked="" type="checkbox"/>	<input type="checkbox"/>				994	
<input checked="" type="checkbox"/> 684	0	ZI1S	IDT IBS State Deduct	600		<input type="checkbox"/>	<input type="checkbox"/>	<input checked="" type="checkbox"/>	<input type="checkbox"/>				994	
<input checked="" type="checkbox"/> 685	0	ZI2M	IDT IBS Munic N-Dedu	600		<input type="checkbox"/>	<input type="checkbox"/>	<input checked="" type="checkbox"/>	<input type="checkbox"/>				994	
<input checked="" type="checkbox"/> 686	0	ZI2S	IDT IBS State N-Dedu	600		<input type="checkbox"/>	<input type="checkbox"/>	<input checked="" type="checkbox"/>	<input type="checkbox"/>				994	
<input checked="" type="checkbox"/> 687	0	ZI3M	IDT IBS Munic Pay	600		<input type="checkbox"/>	<input type="checkbox"/>	<input checked="" type="checkbox"/>	<input type="checkbox"/>				994	
<input checked="" type="checkbox"/> 688	0	ZI3S	IDT IBS State Pay	600		<input type="checkbox"/>	<input type="checkbox"/>	<input checked="" type="checkbox"/>	<input type="checkbox"/>				994	

## Sales and Distribution: Nota Fiscal Mapping - Tax Values

After creating the condition types for CBS and IBS you must assign them to the appropriate procedure for the nota fiscal mapping. This step ensures that the system correctly calculates and applies each tax type during relevant transactions.

T-CODE	PATH
J1BTAX	Condition Setup → Nota → Fiscal Mapping → Tax Values SD

Assign CBS and IBS condition types to your procedure in the Nota Fiscal as follows:

Change View "SD Tax Conditions in Nota Fiscal Fields": Overview										
<div> <div>Usage: <input type="text" value="A"/></div> <div>Application: <input type="text" value="V"/></div> <div>Pricing Procedure: <input type="text" value="ZPPBR1"/></div> </div>										
SD Tax Conditions in Nota Fiscal Fields										
	Tax...	Total Base	Mapping	Tax Base	Mapping	Ex. Base	Mapping	Other Base	Mapping	WHT Code
<input checked="" type="checkbox"/>	ZCB1	ZCB1	Condition Basis	ZCB1	Condition Basis		Condition Value		Condition Value	
<input checked="" type="checkbox"/>	ZCB2	ZCB2	Condition Basis	ZCB2	Condition Basis		Condition Value		Condition Value	
<input checked="" type="checkbox"/>	ZCB3	ZCB3	Condition Basis	ZCB3	Condition Basis		Condition Value		Condition Value	
<input checked="" type="checkbox"/>	ZI1M	ZI1M	Condition Basis	ZI1M	Condition Basis		Condition Value		Condition Value	
<input checked="" type="checkbox"/>	ZI1S	ZI1S	Condition Basis	ZI1S	Condition Basis		Condition Value		Condition Value	
<input checked="" type="checkbox"/>	ZI2M	ZI2M	Condition Basis	ZI2M	Condition Basis		Condition Value		Condition Value	
<input checked="" type="checkbox"/>	ZI2S	ZI2S	Condition Basis	ZI2S	Condition Basis		Condition Value		Condition Value	
<input checked="" type="checkbox"/>	ZI3M	ZI3M	Condition Basis	ZI3M	Condition Basis		Condition Value		Condition Value	
<input checked="" type="checkbox"/>	ZI3S	ZI3S	Condition Basis	ZI3S	Condition Basis		Condition Value		Condition Value	
<input checked="" type="checkbox"/>	ZIS2	ZIS2	Condition Basis	ZIS2	Condition Basis		Condition Value		Condition Value	
<input checked="" type="checkbox"/>	ZIS3	ZIS3	Condition Basis	ZIS3	Condition Basis		Condition Value		Condition Value	

### CBS and IBS - Condition to Nota Fiscal Details

To ensure proper setup of the CBS and IBS Nota Fiscal mapping, please verify that your tax conditions in Nota Fiscal settings are configured according to the specifications in the table below.

TAX TYPE	TAX RATE COND.	FIELD MAPPING	TAX AMOUNT COND.	FIELD MAPPING	TOTAL BASE COND.	FIELD MAPPING	TAX BASE COND.	FIELD MAPPING
ZCB1	ZCB1	CONDITION RATE	ZCB1	CONDITION VALUE	ZCB1	CONDITION BASIS	ZCB1	CONDITION BASIS
ZCB2	ZCB2	CONDITION RATE	ZCB2	CONDITION VALUE	ZCB2	CONDITION BASIS	ZCB2	CONDITION BASIS
ZCB3	ZCB3	CONDITION RATE	ZCB3	CONDITION VALUE	ZCB3	CONDITION BASIS	ZCB3	CONDITION BASIS
Z1M	Z1M	CONDITION RATE	Z1M	CONDITION VALUE	Z1M	CONDITION BASIS	Z1M	CONDITION BASIS
Z1S	Z1S	CONDITION RATE	Z1S	CONDITION VALUE	Z1S	CONDITION BASIS	Z1S	CONDITION BASIS
ZI2M	ZI2M	CONDITION RATE	ZI2M	CONDITION VALUE	ZI2M	CONDITION BASIS	ZI2M	CONDITION BASIS
ZI2S	ZI2S	CONDITION RATE	ZI2S	CONDITION VALUE	ZI2S	CONDITION BASIS	ZI2S	CONDITION BASIS
ZI3M	ZI3M	CONDITION RATE	ZI3M	CONDITION VALUE	ZI3M	CONDITION BASIS	ZI3M	CONDITION BASIS
ZI3S	ZI3S	CONDITION RATE	ZI3S	CONDITION VALUE	ZI3S	CONDITION BASIS	ZI3S	CONDITION BASIS

## Material Management: Define Condition Types

In this customizing activity, define the condition types required to represent the CBS and IBS scenarios respectively.

Define CBS and IBS condition types as follows:

T-CODE	IMG PATH
M/06	Material Management → Purchasing → Conditions → Define Price Determination Process → Define Condition Types: Set Pricing Condition Types - Purchasing

### CBS Condition Types









Change View "Conditions: Condition Types": Overview				
<input type="text"/> <input type="button" value="New Entries"/> <input type="button" value="Print"/> <input type="button" value="Back"/> <input type="button" value="Forward"/> <input type="button" value="Refresh"/> <input type="button" value="More"/>				
Condition Type	Description	Condition Class	Calculation Type	
<input checked="" type="checkbox"/> ZCB1	IDT CBS Deductible	Taxes	Percentage	
<input checked="" type="checkbox"/> ZCB2	IDT CBS N-Deductible	Taxes	Percentage	
<input checked="" type="checkbox"/> ZCB3	IDT CBS Payable	Taxes	Percentage	

### CBS - Condition Configuration Details

To ensure proper setup of the IBS condition types, please verify that your condition settings are configured according to the specifications in the table below.

COND. TYPE	ACCESS. SEQ	COND. CLASS	CALC. TYPE	COND. CAT.	MAN. ENTRIES	ITEM COND.	Amount Perc.
ZCB1	N/A	D	A	D	D	X	X
ZCB2	N/A	D	A	D	D	X	X
ZCB3	N/A	D	A	D	D	X	X

### IBS Condition Types

<div> <div>&lt; </div> <div>Change View "Conditions: Condition Types": Overview</div> </div>				
<div> <div><input type="text" value=""/></div> <div>  <a href="#">New Entries</a>       <a href="#">More</a> </div> </div>				
	Condition Type	Description	Condition Class	Calculation Type
<input checked="" type="checkbox"/>	ZI1M	IDT IBS Munic Deduct	Taxes	Percentage
<input checked="" type="checkbox"/>	ZI1S	IDT IBS State Deduct	Taxes	Percentage
<input checked="" type="checkbox"/>	ZI2M	IDT IBS Munic N-Dedu	Taxes	Percentage
<input checked="" type="checkbox"/>	ZI2S	IDT IBS State N-Dedu	Taxes	Percentage
<input checked="" type="checkbox"/>	ZI3M	IDT IBS Munic Pay	Taxes	Percentage
<input checked="" type="checkbox"/>	ZI3S	IDT IBS State Pay	Taxes	Percentage

**IBS - Condition Configuration Details**

To ensure proper setup of the IBS condition types, please verify that your condition settings are configured according to the specifications in the table below.

COND. TYPE	ACCESS SEQ.	COND. CLASS	CALC. TYPE	COND. CAT.	MAN. ENTRIES	ITEM COND.	AMOUNT PERC.
ZI1M	N/A	D	A	D	D	X	X
ZI1S	N/A	D	A	D	D	X	X
ZI2M	N/A	D	A	D	D	X	X
ZI2S	N/A	D	A	D	D	X	X
ZI3M	N/A	D	A	D	D	X	X
ZI3S	N/A	D	A	D	D	X	X

After creating the condition types for CBS and IBS, you must assign them to the appropriate procedure. This step ensures that the system correctly calculates and applies each tax type during relevant transactions.

Assign the CBS and IBS condition types to your procedure as outlined below. Ensure they are configured as statistical to prevent them from being posted to accounting:

© 2025 Thomson Reuters



## Material Management: Nota Fiscal Mapping - Tax Values

After creating the condition types for CBS and IBS you must assign them to the appropriate procedure for the nota fiscal mapping. This step ensures that the system correctly calculates and applies each tax type during relevant transactions.

T-CODE	PATH
J1BTAX	Condition Setup → Nota-Fiscal Mapping → Tax Values MM

Assign CBS and IBS condition types to your procedure in the Nota Fiscal as follows:

< **SAP** Change View "Map Tax Conditions to Nota Fiscal Fields": Overview

Usage:   
 Application:   
 Pricing Procedure:

Map Tax Conditions to Nota Fiscal Fields

Tax...	Tax Rate Con...	Mapping	Pauta Rate Co...	Mapping	Surcharge Rate	Mapping	Pauta Base	Field Mapping
<input checked="" type="checkbox"/> ZCB1		Condition Value		Condition Value		Condition Value		Condition Val...
<input checked="" type="checkbox"/> ZCB2		Condition Value		Condition Value		Condition Value		Condition Val...
<input checked="" type="checkbox"/> ZCB3		Condition Value		Condition Value		Condition Value		Condition Val...
<input checked="" type="checkbox"/> ZI1M		Condition Value		Condition Value		Condition Value		Condition Val...
<input checked="" type="checkbox"/> ZI1S		Condition Value		Condition Value		Condition Value		Condition Val...
<input checked="" type="checkbox"/> ZI2M		Condition Value		Condition Value		Condition Value		Condition Val...
<input checked="" type="checkbox"/> ZI2S		Condition Value		Condition Value		Condition Value		Condition Val...
<input checked="" type="checkbox"/> ZI3M		Condition Value		Condition Value		Condition Value		Condition Val...
<input checked="" type="checkbox"/> ZI3S		Condition Value		Condition Value		Condition Value		Condition Val...
<input checked="" type="checkbox"/> ZIS2		Condition Value		Condition Value		Condition Value		Condition Val...
<input checked="" type="checkbox"/> ZIS3		Condition Value		Condition Value		Condition Value		Condition Val...

## Material Management: CBS and IBS - Condition to Nota Fiscal Details

TAX TYPE	TAX RATE COND.	FIELD MAPPING	TAX AMOUNT COND.	FIELD MAPPING	TAX BASE COND.	FIELD MAPPING
ZCB1	ZCB1	CONDITION RATE	ZCB1	CONDITION VALUE	ZCB1	CONDITION BASIS
ZCB2	ZCB2	CONDITION RATE	ZCB2	CONDITION VALUE	ZCB2	CONDITION BASIS
ZCB3	ZCB3	CONDITION RATE	ZCB3	CONDITION VALUE	ZCB3	CONDITION BASIS
ZI1M	ZI1M	CONDITION RATE	ZI1M	CONDITION VALUE	ZI1M	CONDITION BASIS
ZI1S	ZI1S	CONDITION RATE	ZI1S	CONDITION VALUE	ZI1S	CONDITION BASIS
ZI2M	ZI2M	CONDITION RATE	ZI2M	CONDITION VALUE	ZI2M	CONDITION BASIS
ZI2S	ZI2S	CONDITION RATE	ZI2S	CONDITION VALUE	ZI2S	CONDITION BASIS
ZI3M	ZI3M	CONDITION RATE	ZI3M	CONDITION VALUE	ZI3M	CONDITION BASIS
ZI3S	ZI3S	CONDITION RATE	ZI3S	CONDITION VALUE	ZI3S	CONDITION BASIS

To ensure proper setup of the CBS and IBS Nota Fiscal mapping, please verify that your tax conditions in Nota Fiscal settings are configured according to the specifications in the table.

## Material Management: Assign Tax Groups to Condition Types

After creating the condition types for CBS and IBS you must assign them to the appropriate Tax Groups. This step ensures that the system correctly relates tax groups to condition types.

T-CODE	PATH
J1BTAX	Condition Setup → Nota-Fiscal Mapping → Tax Law MM

Assign CBS, IBS condition types to your procedure in the Nota Fiscal as follows:

**SAP** Change View "Assign Tax Groups to Condition Types": Overview

Usage:   
Application:   
Pricing Procedure:

Assign Tax Groups to Condition Types

Tax Group	Condition Type
<input checked="" type="checkbox"/> Contribution on Goods and Services	✓ ZCB1
<input type="checkbox"/> COFINS	✓ ZBC0
<input checked="" type="checkbox"/> Tax on Goods and Services (Municipal)	✓ ZI1M
<input checked="" type="checkbox"/> Tax on Goods and Services (State)	✓ ZI1S

## Financial Postings: CBS & IBS Determination - Optional

If postings are required, leave the statistical option unchecked and configure the ERP\_TAX\_CODE in the IDT with the appropriate tax code and account key to define the target posting account.

**SAP** Change View "Procedures - Control Data": Overview

Procedure:  IDT Brazil: Standard (RL)

Procedures - Control Data

Reference Step Overview

Step	Cou...	Con...	Description	From...	To Step	Man...	Re...	Stati...	Rele...	Print Type	Subtotal	Requirem...	Alt.
✓ 680	0	ZCB1	IDT CBS Deductible	600		<input type="checkbox"/>	<input type="checkbox"/>	<input type="checkbox"/>	<input type="checkbox"/>				994
✓ 681	0	ZCB2	IDT CBS N-Deductible	600		<input type="checkbox"/>	<input type="checkbox"/>	<input type="checkbox"/>	<input type="checkbox"/>				994
✓ 682	0	ZCB3	IDT CBS Payable	600		<input type="checkbox"/>	<input type="checkbox"/>	<input type="checkbox"/>	<input type="checkbox"/>				994
✓ 683	0	ZI1M	IDT IBS Munic Deduct	600		<input type="checkbox"/>	<input type="checkbox"/>	<input type="checkbox"/>	<input type="checkbox"/>				994
✓ 684	0	ZI1S	IDT IBS State Deduct	600		<input type="checkbox"/>	<input type="checkbox"/>	<input type="checkbox"/>	<input type="checkbox"/>				994
✓ 685	0	ZI2M	IDT IBS Munic N-Dedu	600		<input type="checkbox"/>	<input type="checkbox"/>	<input type="checkbox"/>	<input type="checkbox"/>				994
✓ 686	0	ZI2S	IDT IBS State N-Dedu	600		<input type="checkbox"/>	<input type="checkbox"/>	<input type="checkbox"/>	<input type="checkbox"/>				994
✓ 687	0	ZI3M	IDT IBS Munic Pay	600		<input type="checkbox"/>	<input type="checkbox"/>	<input type="checkbox"/>	<input type="checkbox"/>				994
✓ 688	0	ZI3S	IDT IBS State Pay	600		<input type="checkbox"/>	<input type="checkbox"/>	<input type="checkbox"/>	<input type="checkbox"/>				994

## Localization: Define Tax Situation for CBS and IBS

Note: While Global Next Integration Engineering team is working to integrate the CST for the tax response to determine the tax law for CBS and IBS, customers can use SAP provided configurations.

Define tax situations for CBS (contribution on goods and services) and IBS (tax on goods and services). You can read, edit, delete, and create new records for CBS and IBS.

T-CODE	PATH
J_1BTAX_SITN	Financial Accounting → Financial Accounting Global Settings → Tax on Sales/Purchases → Basic Settings → Brazil → Define Tax Situation for CBS and IBS

Create new entries as follows:

## Localization: Assign CBS and IBS Tax Situation to Order Type and Item Category

In this customizing activity, you assign Sales Order type and Item Category to the tax situations for CBS (contribution on goods and services) and IBS (tax on goods and services).

T-CODE	PATH
J1BTAX	Nota Fiscal → SD Billing → SD Item Category

A new field created under J\_1BSDICA table so that customers can assign CBS and IBS tax situation to the combination of sales order and item categories:

## Localization: Set Tax Type as Statistical for Specific Scenarios

This Customizing activity allows you to designate CBS and IBS tax types as statistical within a specific scenario, defined by the combination of the NF type and its corresponding item type.

TABLE	PATH
J_1BDF_STAT_TAXV	Financial Accounting → Financial Accounting Global Settings → Tax on Sales/Purchases → Basic Settings → Brazil → Set Tax Type as Statistical for Specific Scenarios

These settings allow customers to ensure that CBS and IBS amounts are treated as statistical and therefore excluded from the Nota Fiscal total calculations. This path is applied for incoming and outgoing NFs:

Display View "Set Tax Type as Statistical for Specific Sc.": Overview					
<div> <div></div> <div></div> <div></div> <div></div> <div>More</div> </div>					
Set Tax Type as Statistical for Specific Scenarios					
	N...	Description	N...	Description	Tax... Description
<input type="checkbox"/>	E1	Nota Fiscal Incoming	1	Standard Item	ZCB1 Deductible CBS
<input type="checkbox"/>	E1	Nota Fiscal Incoming	1	Standard Item	ZCB2 Non-deductible CBS
<input type="checkbox"/>	E1	Nota Fiscal Incoming	1	Standard Item	ZCB3 Payable CBS
<input type="checkbox"/>	E1	Nota Fiscal Incoming	1	Standard Item	ZI1M Deductible Municipal IBS
<input type="checkbox"/>	E1	Nota Fiscal Incoming	1	Standard Item	ZI1S Deductible State IBS
<input type="checkbox"/>	E1	Nota Fiscal Incoming	1	Standard Item	ZI2M Non-deductible Municipal IBS
<input type="checkbox"/>	E1	Nota Fiscal Incoming	1	Standard Item	ZI2S Non-deductible State IBS
<input type="checkbox"/>	E1	Nota Fiscal Incoming	1	Standard Item	ZI3M Payable Municipal IBS
<input type="checkbox"/>	E1	Nota Fiscal Incoming	1	Standard Item	ZI3S Payable State IBS
<input type="checkbox"/>	E1	Nota Fiscal Incoming	1	Standard Item	ZIS2 Non-deductible Excise Tax
<input type="checkbox"/>	E1	Nota Fiscal Incoming	1	Standard Item	ZIS3 Payable Excise Tax
<input type="checkbox"/>	ZA	Nota Fiscal Outgoing: NF-e	1	Standard Item	ZCB1 Deductible CBS
<input type="checkbox"/>	ZA	Nota Fiscal Outgoing: NF-e	1	Standard Item	ZCB2 Non-deductible CBS
<input type="checkbox"/>	ZA	Nota Fiscal Outgoing: NF-e	1	Standard Item	ZCB3 Payable CBS
<input type="checkbox"/>	ZA	Nota Fiscal Outgoing: NF-e	1	Standard Item	ZI1M Deductible Municipal IBS
<input type="checkbox"/>	ZA	Nota Fiscal Outgoing: NF-e	1	Standard Item	ZI1S Deductible State IBS
<input type="checkbox"/>	ZA	Nota Fiscal Outgoing: NF-e	1	Standard Item	ZI2M Non-deductible Municipal IBS
<input type="checkbox"/>	ZA	Nota Fiscal Outgoing: NF-e	1	Standard Item	ZI2S Non-deductible State IBS
<input type="checkbox"/>	ZA	Nota Fiscal Outgoing: NF-e	1	Standard Item	ZI3M Payable Municipal IBS
<input type="checkbox"/>	ZA	Nota Fiscal Outgoing: NF-e	1	Standard Item	ZI3S Payable State IBS
<input type="checkbox"/>	ZA	Nota Fiscal Outgoing: NF-e	1	Standard Item	ZIS2 Non-deductible Excise Tax
<input type="checkbox"/>	ZA	Nota Fiscal Outgoing: NF-e	1	Standard Item	ZIS3 Payable Excise Tax

## GLOBAL NEXT CONFIGURATION INSTRUCTIONS

### Determine Condition Type for Taxes

This configuration path in ONESOURCE Indirect Tax (IDT) is used to define and manage condition types for tax determination. The /IDT/DETER\_COND\_TYPE view enables customers to specify which condition types should be considered during tax calculation processes, ensuring accurate mapping between SAP pricing procedures and ONESOURCE tax logic.

To enable proper tax determination for CBS (Contribution on Goods and Services), create new entries that associate the CBS authority type with the appropriate condition types within the configuration view

T-CODE	PATH
/IDT/DETER_COND_TYPE	ONESOURCE Indirect Tax → Customer Setup and Extensions → Basic Setup at Install → /IDT/DETER_COND_TYPE



ROUTE NAME	CNTRY GRP	COMP. CODE	NATURE OF TAX	ERP TAX CODE	AUTH TYPE	COND. TYPE	DESCRIPTION
/IDT/ROUTE_GROUP_PURCHASING	BR	*	P	*	CBS	ZCB1	IDT CBS Deductible
/IDT/ROUTE_NON_GROUP_DOC_LIV	BR	*	P	*	CBS	ZCB1	IDT CBS Deductible
/IDT/ROUTE_NON_GROUP_DOC_SES	BR	*	P	*	CBS	ZCB1	IDT CBS Deductible
/IDT/ROUTE_GROUP_SALES	BR	*	P	*	CBS	ZCB1	IDT CBS Deductible
/IDT/ROUTE_GROUP_BILLING_GEN	BR	*	P	*	CBS	ZCB1	IDT CBS Deductible
/IDT/ROUTE_GROUP_DELIVERY	BR	*	P	*	CBS	ZCB1	IDT CBS Deductible
/IDT/ROUTE_UPDATE_AUDIT_DB	BR	*	P	*	CBS	ZCB1	IDT CBS Deductible
/IDT/ROUTE_GROUP_PURCHASING	BR	*	P	*	CBS	ZCB2	IDT CBS N-Deductible
/IDT/ROUTE_GROUP_PURCHASING	BR	*	P	*	CBS	ZCB3	IDT CBS Payable
/IDT/ROUTE_NON_GROUP_DOC_LIV	BR	*	P	*	CBS	ZCB2	IDT CBS N-Deductible
/IDT/ROUTE_NON_GROUP_DOC_LIV	BR	*	P	*	CBS	ZCB3	IDT CBS Payable
/IDT/ROUTE_NON_GROUP_DOC_SES	BR	*	P	*	CBS	ZCB2	IDT CBS N-Deductible

In tables, an asterisk (\*) indicates a configuration option that applies to all company codes or all auth types; this is how the value appears in SAP.

ROUTE NAME	CNTRY GRP	COMP. CODE	NATURE OF TAX	ERP TAX CODE	AUTH TYPE	COND. TYPE	DESCRIPTION
/IDT/ROUTE_NON_GROUP_DOC_S ES	BR	*	P	*	CBS	ZCB3	IDT CBS Payable
/IDT/ROUTE_GROUP_SALES	BR	*	P	*	CBS	ZCB2	IDT CBS N- Deductible
/IDT/ROUTE_GROUP_SALES	BR	*	P	*	CBS	ZCB3	IDT CBS Payable
/IDT/ROUTE_GROUP_BILLING_GEN	BR	*	P	*	CBS	ZCB2	IDT CBS N- Deductible
/IDT/ROUTE_GROUP_BILLING_GEN	BR	*	P	*	CBS	ZCB3	IDT CBS Payable
/IDT/ROUTE_GROUP_DELIVERY	BR	*	P	*	CBS	ZCB2	IDT CBS N- Deductible
/IDT/ROUTE_GROUP_DELIVERY	BR	*	P	*	CBS	ZCB3	IDT CBS Payable
/IDT/ROUTE_UPDATE_AUDIT_DB	BR	*	P	*	CBS	ZCB2	IDT CBS N- Deductible
/IDT/ROUTE_UPDATE_AUDIT_DB	BR	*	P	*	CBS	ZCB3	IDT CBS Payable

In tables, an asterisk (\*) indicates a configuration option that applies to all company codes or all auth types; this is how the value appears in SAP.

To enable proper tax determination for IBS (Tax on Goods and Services), create new entries that associate the IBS authority type with the appropriate condition types within the configuration view:

ROUTE NAME	CNTRY GRP	COMP. CODE	NATURE OF TAX	ERP TAX CODE	AUTH TYPE	COND. TYPE	DESCRIPTION
/IDT/ROUTE_GROUP_PURCHASING	BR	*	P	*	IBS	ZHS	IDT IBS State Deduct
/IDT/ROUTE_NON_GROUP_DOC_LIV	BR	*	P	*	IBS	ZHS	IDT IBS State Deduct
/IDT/ROUTE_NON_GROUP_DOC_SES	BR	*	P	*	IBS	ZHS	IDT IBS State Deduct
/IDT/ROUTE_GROUP_SALES	BR	*	P	*	IBS	ZHS	IDT IBS State Deduct
/IDT/ROUTE_GROUP BILLING_GEN	BR	*	P	*	IBS	ZHS	IDT IBS State Deduct
/IDT/ROUTE_GROUP_DELIVERY	BR	*	P	*	IBS	ZHS	IDT IBS State Deduct
/IDT/ROUTE_UPDATE_AUDIT_D B	BR	*	P	*	IBS	ZHS	IDT IBS State Deduct
/IDT/ROUTE_GROUP_PURCHASING	BR	*	P	*	IBS	ZI2S	IDT IBS State N-Dedu
/IDT/ROUTE_GROUP_PURCHASING	BR	*	P	*	IBS	ZI3S	IDT IBS State Pay
/IDT/ROUTE_NON_GROUP_DOC_LIV	BR	*	P	*	IBS	ZI2S	IDT IBS State N-Dedu
/IDT/ROUTE_NON_GROUP_DOC_LIV	BR	*	P	*	IBS	ZI3S	IDT IBS State Pay

In tables, an asterisk (\*) indicates a configuration option that applies to all company codes or all auth types; this is how the value appears in SAP.

ROUTE NAME	CNTRY GRP	COMP. CODE	NATURE OF TAX	ERP TAX CODE	AUTH TYPE	COND. TYPE	DESCRIPTION
/IDT/ROUTE_NON_GROUP_DOC_SES	BR	*	P	*	IBS	ZI2S	IDT IBS State N-Dedu
/IDT/ROUTE_NON_GROUP_DOC_SES	BR	*	P	*	IBS	ZI3S	IDT IBS State Pay
/IDT/ROUTE_GROUP_SALES	BR	*	P	*	IBS	ZI2S	IDT IBS State N-Dedu
/IDT/ROUTE_GROUP_SALES	BR	*	P	*	IBS	ZI3S	IDT IBS State Pay
/IDT/ROUTE_GROUP_BILLING_GEN	BR	*	P	*	IBS	ZI2S	IDT IBS State N-Dedu
/IDT/ROUTE_GROUP_BILLING_GEN	BR	*	P	*	IBS	ZI3S	IDT IBS State Pay
/IDT/ROUTE_GROUP_DELIVERY	BR	*	P	*	IBS	ZI2S	IDT IBS State N-Dedu
/IDT/ROUTE_GROUP_DELIVERY	BR	*	P	*	IBS	ZI3S	IDT IBS State Pay
/IDT/ROUTE_UPDATE_AUDIT_DB	BR	*	P	*	IBS	ZI2S	IDT IBS State N-Dedu
/IDT/ROUTE_UPDATE_AUDIT_DB	BR	*	P	*	IBS	ZI3S	IDT IBS State Pay
/IDT/ROUTE_GROUP_PURCHASING	BR	*	P	*	IBS	ZHM	IDT IBS Munic Deduct

In tables, an asterisk (\*) indicates a configuration option that applies to all company codes or all auth types; this is how the value appears in SAP.

ROUTE NAME	CNTRY GRP	COMP. CODE	NATURE OF TAX	ERP TAX CODE	AUTH TYPE	COND. TYPE	DESCRIPTION
/IDT/ROUTE_GROUP_PURCHASING	BR	*	P	*	IBS	ZI2M	IDT IBS Munic N-Dedu
/IDT/ROUTE_GROUP_PURCHASING	BR	*	P	*	IBS	ZI3M	IDT IBS Munic Pay
/IDT/ROUTE_NON_GROUP_DOC_LIV	BR	*	P	*	IBS	ZI1M	IDT IBS Munic Deduct
/IDT/ROUTE_NON_GROUP_DOC_LIV	BR	*	P	*	IBS	ZI2M	IDT IBS Munic N-Dedu
/IDT/ROUTE_NON_GROUP_DOC_LIV	BR	*	P	*	IBS	ZI3M	IDT IBS Munic Pay
/IDT/ROUTE_NON_GROUP_DOC_SES	BR	*	P	*	IBS	ZI1M	IDT IBS Munic Deduct
/IDT/ROUTE_NON_GROUP_DOC_SES	BR	*	P	*	IBS	ZI2M	IDT IBS Munic N-Dedu
/IDT/ROUTE_NON_GROUP_DOC_SES	BR	*	P	*	IBS	ZI3M	IDT IBS Munic Pay
/IDT/ROUTE_GROUP_SALES	BR	*	P	*	IBS	ZI1M	IDT IBS Munic Deduct
/IDT/ROUTE_GROUP_SALES	BR	*	P	*	IBS	ZI2M	IDT IBS Munic N-Dedu
/IDT/ROUTE_GROUP_SALES	BR	*	P	*	IBS	ZI3M	IDT IBS Munic Pay
/IDT/ROUTE_GROUP_BILLING_GEN	BR	*	P	*	IBS	ZI1M	IDT IBS Munic Deduct

In tables, an asterisk (\*) indicates a configuration option that applies to all company codes or all auth types; this is how the value appears in SAP.

ROUTE NAME	CNTRY GRP	COMP. CODE	NATURE OF TAX	ERP TAX CODE	AUTH TYPE	COND. TYPE	DESCRIPTION
/IDT/ROUTE_GROUP_BILLING_GEN	BR	*	P	*	IBS	ZI2M	IDT IBS Munic N-Dedu
/IDT/ROUTE_GROUP_BILLING_GEN	BR	*	P	*	IBS	ZI3M	IDT IBS Munic Pay
/IDT/ROUTE_GROUP_DELIVERY	BR	*	P	*	IBS	ZI1M	IDT IBS Munic Deduct
/IDT/ROUTE_GROUP_DELIVERY	BR	*	P	*	IBS	ZI2M	IDT IBS Munic N-Dedu
/IDT/ROUTE_GROUP_DELIVERY	BR	*	P	*	IBS	ZI3M	IDT IBS Munic Pay
/IDT/ROUTE_UPDATE_AUDIT_DB	BR	*	P	*	IBS	ZI1M	IDT IBS Munic Deduct
/IDT/ROUTE_UPDATE_AUDIT_DB	BR	*	P	*	IBS	ZI2M	IDT IBS Munic N-Dedu
/IDT/ROUTE_UPDATE_AUDIT_DB	BR	*	P	*	IBS	ZI3M	IDT IBS Munic Pay

In tables, an asterisk (\*) indicates a configuration option that applies to all company codes or all auth types; this is how the value appears in SAP.

To enable proper tax determination for IBS City (Tax on Goods and Services), create new entries that associate the IBS City authority type with the appropriate condition types within the configuration view:

ROUTE NAME	CNTRY GRP	COMP. CODE	NATURE OF TAX	ERP TAX CODE	AUTH TYPE	COND. TYPE	DESCRIPTION
/IDT/ROUTE_GROUP_PURCHASING	BR	*	P	*	IBSMUN	ZI1M	IDT IBS Munic Deduct
/IDT/ROUTE_GROUP_PURCHASING	BR	*	P	*	IBSMUN	ZI2M	IDT IBS Munic N-Dedu
/IDT/ROUTE_GROUP_PURCHASING	BR	*	P	*	IBSMUN	ZI3M	IDT IBS Munic Pay
/IDT/ROUTE_NON_GROUP_DOC_LIV	BR	*	P	*	IBSMUN	ZI1M	IDT IBS Munic Deduct
/IDT/ROUTE_NON_GROUP_DOC_LIV	BR	*	P	*	IBSMUN	ZI2M	IDT IBS Munic N-Dedu
/IDT/ROUTE_NON_GROUP_DOC_LIV	BR	*	P	*	IBSMUN	ZI3M	IDT IBS Munic Pay
/IDT/ROUTE_NON_GROUP_DOC_SES	BR	*	P	*	IBSMUN	ZI1M	IDT IBS Munic Deduct
/IDT/ROUTE_NON_GROUP_DOC_SES	BR	*	P	*	IBSMUN	ZI2M	IDT IBS Munic N-Dedu
/IDT/ROUTE_NON_GROUP_DOC_SES	BR	*	P	*	IBSMUN	ZI3M	IDT IBS Munic Pay
/IDT/ROUTE_GROUP_SALES	BR	*	P	*	IBSMUN	ZI1M	IDT IBS Munic Deduct
/IDT/ROUTE_GROUP_SALES	BR	*	P	*	IBSMUN	ZI2M	IDT IBS Munic N-Dedu
/IDT/ROUTE_GROUP_SALES	BR	*	P	*	IBSMUN	ZI3M	IDT IBS Munic Pay

In tables, an asterisk (\*) indicates a configuration option that applies to all company codes or all auth types; this is how the value appears in SAP.

ROUTE NAME	CNTRY GRP	COMP. CODE	NATURE OF TAX	ERP TAX CODE	AUTH TYPE	COND. TYPE	DESCRIPTION
/IDT/ROUTE_GROUP_BILLING_GEN	BR	*	P	*	IBSMUN	ZI1M	IDT IBS Munic Deduct
/IDT/ROUTE_GROUP_BILLING_GEN	BR	*	P	*	IBSMUN	ZI2M	IDT IBS Munic N-Dedu
/IDT/ROUTE_GROUP_BILLING_GEN	BR	*	P	*	IBSMUN	ZI3M	IDT IBS Munic Pay
/IDT/ROUTE_GROUP_DELIVERY	BR	*	P	*	IBSMUN	ZI1M	IDT IBS Munic Deduct
/IDT/ROUTE_GROUP_DELIVERY	BR	*	P	*	IBSMUN	ZI2M	IDT IBS Munic N-Dedu
/IDT/ROUTE_GROUP_DELIVERY	BR	*	P	*	IBSMUN	ZI3M	IDT IBS Munic Pay
/IDT/ROUTE_UPDATE_AUDIT_DB	BR	*	P	*	IBSMUN	ZI1M	IDT IBS Munic Deduct
/IDT/ROUTE_UPDATE_AUDIT_DB	BR	*	P	*	IBSMUN	ZI2M	IDT IBS Munic N-Dedu
/IDT/ROUTE_UPDATE_AUDIT_DB	BR	*	P	*	IBSMUN	ZI3M	IDT IBS Munic Pay

In tables, an asterisk (\*) indicates a configuration option that applies to all company codes or all auth types; this is how the value appears in SAP.




## Field Mapping: Effective Rate

In this customizing activity, you complete field mapping tasks to support reduced rate scenarios for CBS and IBS.


T-CODE	PATH
/IDT/FIELD_MAP_NEW	ONESOURCE Indirect Tax → Mappings → Field Mappings:

Select the Address Sources /IDT/JOURNEY\_STANDARD\_RESPONSE and execute:

< 

Fiel


▼

 Save    More ▼

Journey Name(s):

/IDT/JOURNEY\_STANDARD..

to:



Add a custom mapping to enable testing of reduced rate scenarios:

<

SAP

Display View "Field Mapping Configuration": Overview

More

St...	Pro...	Journey Name	Sort O...	Ac...	Ro...	Ro...	Cnt...	CoCd	Source Base	Source Field	Target Base	Target Field	OnlyIfPopu	Adjustment	Description
<div></div>		/IDT/JOURNEY_STANDARD_RESPONSE	100004	<div></div>	*	*	BR	*	DET_TAX	EFFECTIVE_RATE	SAP_TAX_LINE	KBETR	<div></div>	*1000	Tax Rate

## GLOBAL NEXT TECHNICAL INSTRUCTIONS

### Update WSDL

Update the WSDL to include new properties introduced by the Brazilian tax reform. This update enables the use of the `effective_rate` and `rate_reduction` fields in field mapping.

For further details, refer to the ONESOURCE Indirect Tax Integration for SAP Installation and Programmer's Guide corresponding to your product version.

## SAMPLE TRANSACTIONS

### End to end Sales process with Brazilian Standard Order

STEP	EXPECTED RESULT
Create standard sales order for Brazilian plant and customer.	Sales order created with CBS and IBS calculated
Create delivery, perform PGI	Delivery document created and PGI done.
Create Billing	Billing documents created with CBS and IBS calculated
View Journal Entry	Accounting document created with CBS and IBS postings.
View Nota Fiscal	Nota Fiscal created with CBS and IBS calculated

A standard sales order for Brazilian plant and customer created:

© 2025 Thomson Reuters

CBS and IBS and IBS City were calculated for the item 10 under conditions ZCB1, ZI1S and ZI3M:

**SAP** Display Standard Order BR 7791: Item Data

Sales Document Item: 10 Item Category: TBN Standard Item BR  
Material: S-1200 Onesource Material for Brazil

Sales A Sales B Shipping Billing Document Country **Conditions** Account Assignment Schedule lines Partner

Quantity: 5 EA Net: 15,000.00 BRL  
Tax: 6,713.23

Condition Record Analysis Update

**Pricing Elements**

I...	CnTy	Description	Amount	Crcy	per	Uo...	Condition Value	Curr.	Status	NumCCo
<input checked="" type="checkbox"/>	■	ZCB3	Brazil CBS	0.900	%		135.00	BRL		0
<input checked="" type="checkbox"/>	■	ZI1S	Brazil IBS Sao Paulo	0.100	%		15.00	BRL		0
<input checked="" type="checkbox"/>	■	ZI3M	Brazil IBS Municipal	0.000	%		0.00	BRL		0

CBS and IBS Reduced Rates and IBS City were calculated for the item 10 under conditions ZCB1, ZI1S and ZI3M:

**SAP** Display Standard Order BR 7791: Item Data

Sales Document Item: 20 Item Category: TBN Standard Item BR  
Material: S-1210 Onesource Material for Brazil Red Rates

Sales A Sales B Shipping Billing Document Country **Conditions** Account Assignment Schedule lines Partner Texts

Quantity: 5 EA Net: 15,000.00 BRL  
Tax: 6,713.23

Condition Record Analysis Update

**Pricing Elements**

I...	CnTy	Description	Amount	Crcy	per	Uo...	Condition Value	Curr.	Status	NumCCo	ATO/MTS C
<input checked="" type="checkbox"/>	■	ZCB3	Brazil CBS	0.360	%		54.00	BRL		0	
<input checked="" type="checkbox"/>	■	ZI1S	Brazil IBS Sao Paulo	0.040	%		6.00	BRL		0	
<input checked="" type="checkbox"/>	■	ZI3M	Brazil IBS Municipal	0.000	%		0.00	BRL		0	

Create delivery document.

<

Outbound Delivery 80000622 Display: Overview

More

Outbound Deliv.: 80000622

Document Date: 09/23/2025

Ship-to Party: 7002

Brzil Customer 2, 587 SW Hogan st, SAO PAULO - SP, 04578-000, Brazil

Item Overview

Picking

Loading

Shipment

Status Overview

Goods Movement Data

Pick Date/Time: 09/23/2025

00:00...

BRAZIL

OvrllPickStatus: C

Fully Picked

Adv. SR Relevance:

Warehouse No.:

WM Activity Sts:

No WM Trnsf Ord Reqd

Warehouse Execution:

All Items

	Itm	Material	Plnt	SLoc	Req. Segment	Deliv. Qty	Un	Picked Qty	Sa
<input type="checkbox"/>	10	S-1200	7000	0001		5	EA	5	EA
<input type="checkbox"/>	20	S-1210	7000	0001		5	EA	5	EA

Create Billing

<

Nota Fiscal 90003497 (F2B) Display: Overview of Billing Items

More

Nota Fiscal

90003497

Net Value: 30,000.00

BRL

Payer: 7002

Brzil Customer 2, 587 SW Hogan st, SAO PAULO - SP, 04578-000,...

Billing Date: 09/23/2025

	Item	Material	Item Description	Billed Quantity	SU	Net Value	Curr
<input type="checkbox"/>	10	S-1200	Onesource Material for Brazil		5 EA	15,000.00	BRL
<input type="checkbox"/>	20	S-1210	Onesource Material for Brazil Red Rates		5 EA	15,000.00	BRL

CBS, IBS and IBS City calculated at Billing Document:

**SAP** Nota Fiscal 90003497 (F2B) Display: Item Data

Item: 10 Created By: LUIZB  
 Item Category: TBN Created On: 09/23/2025 Time: 23:08:07  
 Material: S-1200 Onesource Material for Brazil  
 Batch:

Item Detail Item Partners **Conditions** Item Texts PO Data Brazil

Quantity: 5 EA Net: 15,000.00 BRL  
 Tax: 6,713.23

Condition Record Analysis Update

Pricing Elements

I...	CnTy	Description	Amount	Crcy	per	Uo...	Condition Value	Curr.	Status	NumCCo	ATO/MTS Component
<input type="checkbox"/>	ZCB3	Brazil CBS		0.900 %			135.00	BRL		0	
<input type="checkbox"/>	ZI1S	Brazil IBS Sao Paulo		0.100 %			15.00	BRL		0	
<input type="checkbox"/>	ZI3M	Brazil IBS Municipal		0.000 %			0.00	BRL		0	

CBS, IBS reduced rates and IBS City calculated at Billing Document:

**SAP** Nota Fiscal 90003497 (F2B) Display: Item Data

Item: 20 Created By: LUIZB  
 Item Category: TBN Created On: 09/23/2025 Time: 23:08:07  
 Material: S-1210 Onesource Material for Brazil Red Rates  
 Batch:

Item Detail Item Partners **Conditions** Item Texts PO Data Brazil


Quantity: 5 EA Net: 15,000.00 BRL  
 Tax: 6,713.23

Condition Record Analysis Update

Pricing Elements

I...	CnTy	Description	Amount	Crcy	per	Uo...	Condition Value	Curr.	Status	NumCCo	ATO/MTS Component
<input type="checkbox"/>	ZCB3	Brazil CBS		0.360 %				54.00	BRL		0
<input type="checkbox"/>	ZI1S	Brazil IBS Sao Paulo		0.040 %				6.00	BRL		0
<input type="checkbox"/>	ZI3M	Brazil IBS Municipal		0.000 %				0.00	BRL		0

Tax Situation determined at Billing Document:

< 

Nota Fiscal 90003497 (F2B) Display: Item Data

Items

Accounting

More

Item: 10

Created By: LUIZB

Item Category: TBN

Created On: 09/23/2025

Time: 23:08:07

Material: S-1200

Onesource Material for Brazil

Batch:

Item Detail

Item Partners

Conditions

Item Texts

PO Data

Brazil

Tax Control

Tax Code:

ICMS Law: S00

ISS Law:

COFINS Law: C01

CFOP: 5102/AA

IPI Law: I00

PIS Law: P01

Tax Sitn. CBS/IBS: B01

## View Journal Entry

No CBS or IBS tax posted to accounting, because its marked as statical in price procedure.

< 
Display Document: Data Entry View

**Data Entry View**

Document Number:

Document Date:

Reference:

Currency:

Company Code:

Posting Date:

Cross-Comp.No.:

Texts Exist: ☐

Fiscal Year:

Period:

Ledger Group:

CoCd	Item	K...	S/ Account	Description	Amount	Crcy	Tx	Tax Jurisdiction
BR01	1	01	7002	Brzil Customer 2	48,826.46	BRL	A1	
BR01	2	50	800000	Sales revenues-dom.	15,000.00-	BRL	A1	
BR01	3	50	175000	Output tax	5,400.00-	BRL	A4	
BR01	4	50	175014	Output tax	545.44-	BRL	A1	
BR01	5	50	175002	Output tax	2,512.40-	BRL	A2	
BR01	6	50	175002	Output tax	5,400.00-	BRL	A3	
BR01	7	50	175000	Output tax	4,968.62-	BRL	A6	
BR01	8	50	800000	Sales revenues-dom.	15,000.00-	BRL	A1	



View Nota Fiscal

< SAP

Display Nota Fiscal Outgoing: NF-e 80

More

Customer: 700221.639.372/0001-32: Brzil Customer 2

NF-e Number:1Form: NF55Form 55 Outgoing NF-e

Document date: 09/23/2025Posting date: 09/23/2025

☒ Electronic Doc.  
☐ Service NF

Overview

Total Values

Partners

Messages

Transport

Financial data

Administration

NF-e Data

Observations:

Orig.docum.num.:0☐ Follow-On Doc.Exists

Operation Nature: Venda merc.adq.receb.de terceiros

Item Overview

	Item Nu...	NF Item Type	Stat.Item	Service/No...	Material	Service	Plant
<input type="checkbox"/>	10	1	<input checked="" type="checkbox"/>	<input type="checkbox"/>	S-1200		7000
<input type="checkbox"/>	20	1	<input type="checkbox"/>	<input type="checkbox"/>	S-1210		7000

**NOTE:** The CBS and IBS are available only at item level

[illegible]

Item 10 Standard Rates:

< 
Display Nota Fiscal Outgoing: NF-e 80: Item 10

21.639.372/0001-32: Brzil Customer 2

NF-e Number:

Item Taxes Item Messages

Material:  Onesource Material for Brazil

Value:

Tax sit. ICMS: Liable to ICMS

Tax sit. IPI: Outgoing taxed by IPI

**Taxes**

	Tax Type	Description	Tax gro...	Base amount	Tax Rate	Tax value	Excluded base	Other base	Tax base	Stat.Tax
<input checked="" type="checkbox"/>	ZCB3	Payable CBS	CBS	15,000.00	0.90	135.00	0.00	0.00	0.00	<input checked="" type="checkbox"/>
<input type="checkbox"/>	ZBC0	IDT COFINS	COFI	16,528.93	7.60	1,256.20	0.00	0.00	0.00	<input type="checkbox"/>
<input checked="" type="checkbox"/>	ZI3M	Payable Municipal IBS	IBSM	15,000.00	0.00	0.00	0.00	0.00	0.00	<input checked="" type="checkbox"/>
<input checked="" type="checkbox"/>	ZI1S	eductible State IBS	IBSS	15,000.00	0.10	15.00	0.00	0.00	0.00	<input checked="" type="checkbox"/>
<input type="checkbox"/>	ZBIC	IDT ICMS	ICMS	15,000.00	18.00	2,700.00	0.00	0.00	0.00	<input type="checkbox"/>
<input type="checkbox"/>	ZBIP	IDT IPI	IPI	20,702.56	12.00	2,484.31	0.00	0.00	0.00	<input type="checkbox"/>
<input type="checkbox"/>	ZBPI	IDT PIS	PIS	16,528.93	1.65	272.72	0.00	0.00	0.00	<input type="checkbox"/>

## Item 20 Reduced Rates:

**SAP** Display Nota Fiscal Outgoing: NF-e 80: Item 20

Customer: 7002 21.639.372/0001-32: Brazil Customer 2  
 NF-e Number: 1

Item **Taxes** Item Messages

Material: S-1210 Onesource Material for Brazil Red Rates  
 Value: 21,713.23  
 Tax sit. ICMS: Liable to ICMS  
 Tax sit. IPI: Outgoing taxed by IPI

**Taxes**

	Tax Type	Description	Tax gro...	Base amount	Tax Rate	Tax value	Excluded base	Other base	Tax base	Stat.Tax
<input type="checkbox"/>	ZCB3	Payable CBS	CBS	15,000.00	0.36	54.00	0.00	0.00	0.00	<input checked="" type="checkbox"/>
<input type="checkbox"/>	ZBC0	IDT COFINS	COFI	16,528.93	7.60	1,256.20	0.00	0.00	0.00	<input type="checkbox"/>
<input type="checkbox"/>	ZI3M	Payable Municipal IBS	IBSM	15,000.00	0.00	0.00	0.00	0.00	0.00	<input checked="" type="checkbox"/>
<input type="checkbox"/>	ZI1S	Deductible State IBS	IBSS	15,000.00	0.04	6.00	0.00	0.00	0.00	<input checked="" type="checkbox"/>
<input type="checkbox"/>	ZBIC	IDT ICMS	ICMS	15,000.00	18.00	2,700.00	0.00	0.00	0.00	<input type="checkbox"/>
<input type="checkbox"/>	ZBIP	IDT IPI	IPI	20,702.56	12.00	2,484.31	0.00	0.00	0.00	<input type="checkbox"/>
<input type="checkbox"/>	ZBPI	IDT PIS	PIS	16,528.93	1.65	272.72	0.00	0.00	0.00	<input type="checkbox"/>

## End to end Sales process with Brazilian Standard Order with Accounting

STEP	EXPECTED RESULT
Create standard sales order for Brazilian plant and customer.	Sales order created with CBS and IBS calculated
Create delivery, perform PGI	Delivery document created and PGI done.
Create Billing	Billing documents created with CBS and IBS calculated
View Journal Entry	Accounting document created with CBS and IBS postings.
View Nota Fiscal	Nota Fiscal created with CBS and IBS calculated

A standard sales order for Brazilian plant and customer created:

© 2025 Thomson Reuters

CBS and IBS and IBS City were calculated for the item 10 under conditions ZCB1, ZI1S and ZI3M:

**SAP** Display Standard Order BR 7790: Item Data

Sales Document Item: 10 Item Category: TBN Standard Item BR  
Material: S-1200 Onesource Material for Brazil

Sales A Sales B Shipping Billing Document Country **Conditions** Account Assignment Schedule lines Partner Texts Order Data > v

Quantity: 30 EA Net: 90,000.00 BRL Tax: 41,179.40

Condition Record Analysis Update

Pricing Elements

I...	CnTy	Description	Amount	Crcy	per	Uo...	Condition Value	Curr.	Status	NumCCo	ATO/MTS Component
<input checked="" type="checkbox"/>	ZCB3	Brazil CBS	0.900 %				810.00	BRL		0	
<input checked="" type="checkbox"/>	ZI1S	Brazil IBS Sao Paulo	0.100 %				90.00	BRL		0	
<input checked="" type="checkbox"/>	ZI3M	Brazil IBS Municipal	0.000 %				0.00	BRL		0	
			4,372.65	BRL	1 EA		131,179.40	BRL		1	
			4,372.65	BRL	1 EA		131,179.40	BRL		1	
<input type="checkbox"/>	VPRS	Internal price	1,000.00	BRL	1 EA		30,000.00	BRL		1	

CBS and IBS Reduced Rates and IBS City were calculated for the item 10 under conditions ZCB1, ZI1S and ZI3M:

**SAP** Display Standard Order BR 7790: Item Data

Sales Document Item: 20 Item Category: TBN Standard Item BR  
Material: S-1210 Onesource Material for Brazil Red Rates

Sales A Sales B Shipping Billing Document Country **Conditions** Account Assignment Schedule lines Partner Texts Order Data > v

Quantity: 30 EA Net: 90,000.00 BRL Tax: 40,639.40

Condition Record Analysis Update

Pricing Elements

I...	CnTy	Description	Amount	Crcy	per	Uo...	Condition Value	Curr.	Status	NumCCo	ATO/MTS Component
<input checked="" type="checkbox"/>	ZCB3	Brazil CBS	0.360 %				324.00	BRL		0	
<input checked="" type="checkbox"/>	ZI1S	Brazil IBS Sao Paulo	0.040 %				36.00	BRL		0	
<input checked="" type="checkbox"/>	ZI3M	Brazil IBS Municipal	0.000 %				0.00	BRL		0	

[illegible]

## Create Billing

**SAP** Nota Fiscal 90003496 (F2B) Display: Overview of Billing Items

Accounting More

Nota Fiscal: 90003496 Net Value: 180,000.00 BRL

Payer: 7002 Brazil Customer 2, 587 SW Hogan st, SAO PAULO - SP, 04578-000,...

Billing Date: 09/23/2025

Item	Material	Item Description	Billed Quantity	SU	Net Value	Currency
10	S-1200	Onesource Material for Brazil	30	EA	90,000.00	BRL
20	S-1210	Onesource Material for Brazil Red Rates	30	EA	90,000.00	BRL

CBS, IBS and IBS City calculated at Billing Document:

**SAP** Nota Fiscal 90003496 (F2B) Display: Item Data

Items Accounting More

Item: 10 Created By: LUIZB

Item Category: TBN Created On: 09/23/2025 Time: 22:47:04

Material: S-1200 Onesource Material for Brazil

Batch:

Item Detail Item Partners **Conditions** Item Texts PO Data Brazil

Quantity: 30 EA Net: 90,000.00 BRL

Tax: 41,179.40

Condition Record Analysis Update

Pricing Elements

I...	CnTy	Description	Amount	Crcy	per	Uo...	Condition Value	Curr.	Status	NumCCo	ATO/MTS Cor
✓	ZCB3	Brazil CBS	0.900 %				810.00	BRL		0	
✓	ZI1S	Brazil IBS Sao Paulo	0.100 %				90.00	BRL		0	
✓	ZI3M	Brazil IBS Municipal	0.000 %				0.00	BRL		0	
			4.372.65	BRL		1 EA	131.179.40	BRL		1	



CBS, IBS reduced rates and IBS City calculated at Billing Document:

<

SAP

Nota Fiscal 90003496 (F2B) Display: Item Data

<

>

>|

Items

Accounting

More

Item: 20

Created By: LUIZB

Item Category: TBN

Created On: 09/23/2025

Time: 22:47:04

Material: S-1210

Onesource Material for Brazil Red Rates

Batch:

Item Detail

Item Partners

Conditions

Item Texts

PO Data

Brazil

Quantity: 30 EA

Net: 90,000.00 BRL

Tax: 40,639.40

Condition Record

Analysis

Update

Pricing Elements

	I...	CnTy	Description	Amount	Crcy	per	Uo...	Condition Value	Curr.	Status	NumCCo	ATO/MTS Component
<input checked="" type="checkbox"/>		ZCB3	Brazil CBS	0.360	%			324.00	BRL		0	
<input checked="" type="checkbox"/>		ZI1S	Brazil IBS Sao Paulo	0.040	%			36.00	BRL		0	
<input checked="" type="checkbox"/>		ZI3M	Brazil IBS Municipal	0.000	%			0.00	BRL		0	
				4,354.65	BRL		1 EA	130,639.40	BRL		1	
				4,354.65	BRL		1 EA	130,639.40	BRL		1	
<input type="checkbox"/>		VPRS	Internal price	1,000.00	BRL		1 EA	30,000.00	BRL		1	

Tax Situation determined at Billing Document:

<

SAP

Nota Fiscal 90003496 (F2B) Display: Item Data

▼

⏪

<

>

⏩

📄

📦 Items

📊 Accounting

More ▼

Item: 20

Created By: LUIZB

Item Category: TBN

Created On: 09/23/2025

Time: 22:47:04

Material: S-1210

Onesource Material for Brazil Red Rates

Batch:

Item Detail

Item Partners

Conditions

Item Texts

PO Data

Brazil

Tax Control

Tax Code:

ICMS Law: S00

ISS Law:

COFINS Law: C01

CFOP: 5102/AA

IPI Law: I00

PIS Law: P01

Tax Sitn. CBS/IBS: B01

Post to accounting is optional.

**NOTE:** The CBS and IBS are available only at item level

© 2025 Thomson Reuters

Item 10 Standard Rates:

<

SAP

Display Nota Fiscal Outgoing: NF-e 79: Item 10

More

Customer: 700221.639.372/0001-32: Brazil Customer 2

NF-e Number: 1

Item

Taxes

Item Messages

Material: S-1200Onesource Material for Brazil

Value: 130,279.40

Tax sit. ICMS: Liable to ICMS

Tax sit. IPI: Outgoing taxed by IPI

Taxes

	Tax Type	Description	Tax gro...	Base amount	Tax Rate	Tax value	Excluded base	Other base	Tax base	Stat.Tax
<input checked="" type="checkbox"/>	ZCB3	Payable CBS	CBS	90,000.00	0.90	8.0.00	0.00	0.00	0.00	<input checked="" type="checkbox"/>
<input type="checkbox"/>	ZBC0	IDT COFINS	COFI	99,173.55	7.60	7,5...7.19	0.00	0.00	0.00	<input type="checkbox"/>
<input checked="" type="checkbox"/>	ZI3M	Payable Municipal IBS	IBSM	90,000.00	0.00	0.00	0.00	0.00	0.00	<input checked="" type="checkbox"/>
<input checked="" type="checkbox"/>	ZI1S	Deductible State IBS	IBSS	90,000.00	0.10	90.00	0.00	0.00	0.00	<input checked="" type="checkbox"/>
<input type="checkbox"/>	ZBIC	IDT ICMS	ICMS	90,000.00	18.00	16,2...0.00	0.00	0.00	0.00	<input type="checkbox"/>
<input type="checkbox"/>	ZBIP	IDT IPI	IPI	124,215.37	12.00	14,9...5.85	0.00	0.00	0.00	<input type="checkbox"/>
<input type="checkbox"/>	ZBPI	IDT PIS	PIS	99,173.55	1.65	1,6...6.36	0.00	0.00	0.00	<input type="checkbox"/>

© 2025 Thomson Reuters

Thomson Reuters™

## Item 20 Reduced Rates:

< **SAP** Display Nota Fiscal Outgoing: NF-e 79: Item 20

Customer: 7002 21.639.372/0001-32: Brazil Customer 2

NF-e Number: 1

Item **Taxes** Item Messages

Material: S-1210 Onesource Material for Brazil Red Rates

Value: 130,279.40

Tax sit. ICMS: Liable to ICMS

Tax sit. IPI: Outgoing taxed by IPI

Taxes

	Tax Type	Description	Tax gro...	Base amount	Tax Rate	Tax value	Excluded base	Other base	Tax base	Stat.Tax
<input checked="" type="checkbox"/>	ZCB3	Payable CBS	CBS	90,000.00	0.36	324.00	0.00	0.00	0.00	<input checked="" type="checkbox"/>
<input type="checkbox"/>	ZBCO	IDT COFINS	COFI	99,173.55	7.60	7,537.19	0.00	0.00	0.00	<input type="checkbox"/>
<input checked="" type="checkbox"/>	ZI3M	Payable Municipal IBS	IBSM	90,000.00	0.00	0.00	0.00	0.00	0.00	<input checked="" type="checkbox"/>
<input checked="" type="checkbox"/>	ZI1S	Deductible State IBS	IBSS	90,000.00	0.04	36.00	0.00	0.00	0.00	<input checked="" type="checkbox"/>
<input type="checkbox"/>	ZBIC	IDT ICMS	ICMS	90,000.00	18.00	16,200.00	0.00	0.00	0.00	<input type="checkbox"/>
<input type="checkbox"/>	ZBIP	IDT IPI	IPI	124,215.37	12.00	14,905.85	0.00	0.00	0.00	<input type="checkbox"/>
<input type="checkbox"/>	ZBPI	IDT PIS	PIS	99,173.55	1.65	1,636.36	0.00	0.00	0.00	<input type="checkbox"/>

## End to end Purchase process with Brazilian Standard Purchase Order

STEP	EXPECTED RESULT
Create standard purchase order for Brazilian plant and vendor	Purchase order created with CBS and IBS calculated
Create Invoice	Invoice document created with CBS and IBS calculated
View Journal Entry	Accounting document created with CBS and IBS postings.
Create Nota Fiscal	Nota Fiscal created with CBS and IBS calculated

Create standard purchase order.

**SAP** Standard PO 4500003497 Created by CLAYTONP

Document Overview On Messages Personal Setting More

Standard PO 4500003497 Supplier: 7002 Brzil Customer 2 Doc. Date: 07/11/2025

Header

S...	Itm	A	I	Material	Short Text	PO Quantity	OU	C	Deliv. Date	Net Price	Curren...	Per
<input type="checkbox"/>	10			S-1200	Onesource Material for Brazil		1 EA	D	07/11/2025	1,000.00 BRL		1

Item: [ 10 ] S-1200 , Onesource Material for Brazil

Material Data Quantities/Weights Delivery Schedule Delivery Invoice **Conditions** Brazil Purchase Order History

Quantity: 1 EA Net: 1,000.00 BRL

Condition Record Analysis Update

Pricing Elements

I...	CnTy	Description	Amount	Crcy	per	Uo...	Condition Value	Curr.	Status	NumCC
<input checked="" type="checkbox"/>	ZCB1	Brazil CBS	0.900 %				9.00	BRL		
<input checked="" type="checkbox"/>	ZI1S	Brazil IBS Sao Paulo	0.100 %				1.00	BRL		
		Actual Value	1,384.57 BRL			1 EA	1,384.57 BRL			
<input type="checkbox"/>	SKTO	Cash Discount	0.000 %				0.00	BRL		

Create Invoice

**SAP** Display Invoice Document 5105602408 2025

Show PO structure Follow-On Documents ... Nota Fiscal NF More

Invoice date: 07/11/2025 Reference: 3497

Posting Date: 07/11/2025

Amount: 1,384.57 BRL

☒ Calculate Tax

Tax Amount: 384.57 11 (Input driver)

Bus.Place/Sectn:

Text:

Paymt terms: Due immediately

Brzil Customer 2  
587 SW Hogan st  
SAO PAULO - SP  
04578-000

PO Reference Material

Layout: \* All information

Item	Amount	Quantity	Or...	Purchase order	Item	PO Text	Tax Code
1	1,000.00	1 EA		4500003497	10	Onesource Material for Brazil	I1 (In...

View Jornal Entry

<

SAP

Display Document: Data Entry View

▼

Taxes

Display Currency

General Ledger View

More ▼

Data Entry View

Document Number: 5100000017

Company Code: BR01

Fiscal Year: 2025

Document Date: 07/11/2025

Posting Date: 07/11/2025

Period: 7

Reference: 3497

Cross-Comp.No.:


Currency: BRL

Texts Exist: ☐

Ledger Group:



View Nota Fiscal

< 

Display Nota Fiscal Incoming 32: Item 10

More

Vendor: 7002

21.639.372/0001-32: Brzil Customer 2

NF-e Number: 0000000013

1

Item

Taxes

Item Messages

Material: S-1200

Value: 1,000.00

Tax sit. ICMS:

Tax sit. IPI:

Taxes

	Tax Type	Description	Tax group	Base amount	Tax Rate	Tax value	Excluded base	Other base	Tax base	Stat.Tax
<input checked="" type="checkbox"/>	ZCB1	Deductible CBS	CBS	1,000...00	0.90	9.00...	0...00	0...00	0.00	<input type="checkbox"/>
<input type="checkbox"/>	ZBCO	IDT COFINS	COFI	1,374...57	7.60	104.47...	0...00	0...00	0.00	<input type="checkbox"/>
<input checked="" type="checkbox"/>	ZI1S	Deductible State I...	IBSS	1,000...00	0.10	1.00...	0...00	0...00	0.00	<input type="checkbox"/>
<input type="checkbox"/>	ZBIC	IDT ICMS	ICMS	1,374...57	18.00	247.42...	0...00	0...00	0.00	<input type="checkbox"/>
<input type="checkbox"/>	ZBPI	IDT PIS	PIS	1,374...57	1.65	22.68...	0...00	0...00	0.00	<input type="checkbox"/>