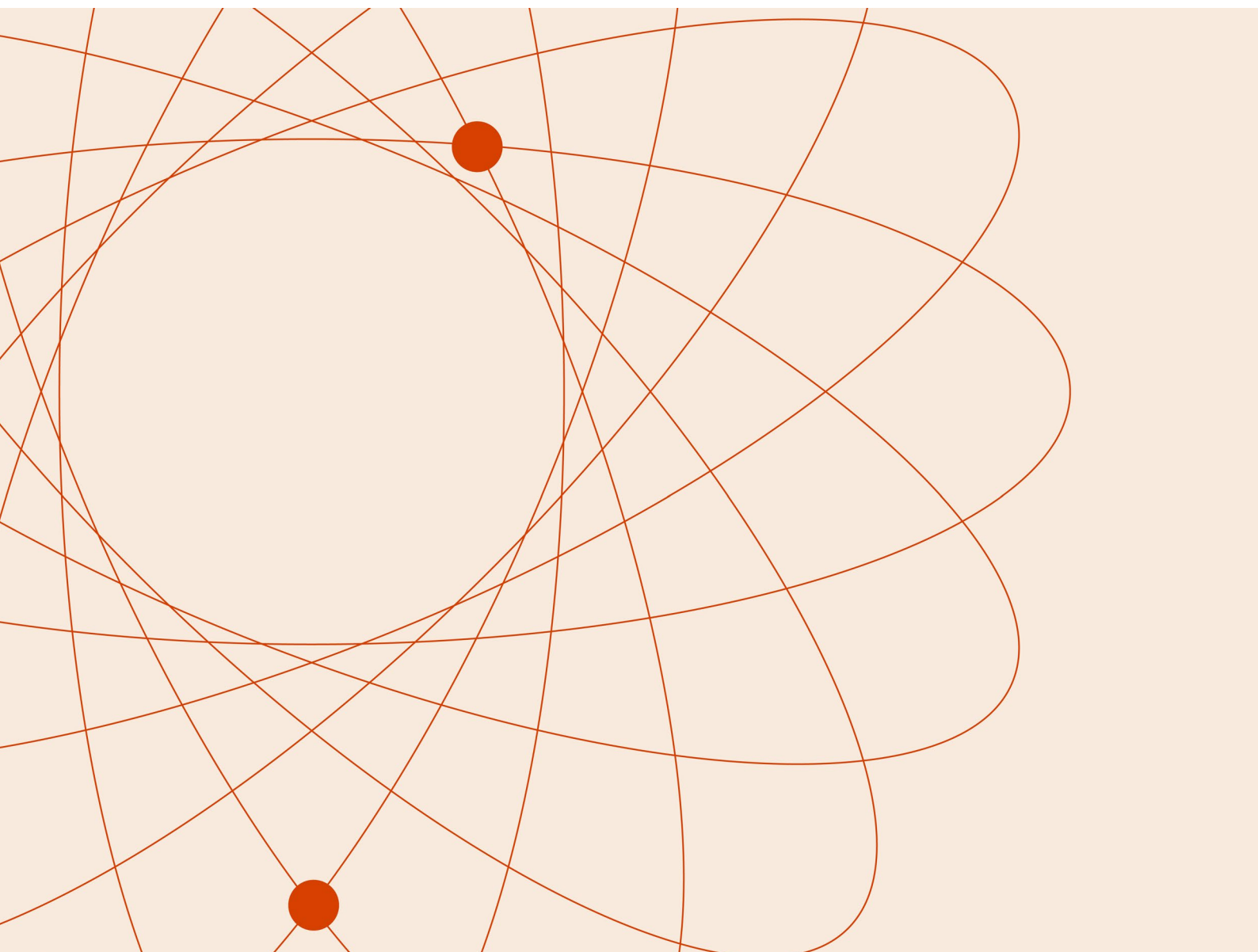


ONESOURCE Indirect Tax Integration for SAP Global Next- Brazil Tax Reform

USER GUIDE

PRODUCT VERSION 1.0.0.0

AUGUST/2025



Document History

Version Number	Version Date	Summary
1.0.0.0	August 2025	ONESOURCE Indirect Tax integration for SAP Global Next- Brazil Tax Reform User Guide version 1.0.0.0

Contents

Introduction	4
Welcome to ONESOURCE Indirect Tax Integration for SAP Global Next for Brazil.	4
Audience.....	5
Prerequisites	5
Resources	6
Support Protocol.....	7
Quick view of features	8
SAP OSS NOTES	9
ONESOURCE INDIRECT TAX DETERMINATION CONFIGURATION.....	11
New CBS and IBS Authority Types	11
New CBS and IBS Tax Authorities	12
New CBS and IBS Tax Authorities Rates and Fees.....	13
SAP CONFIGURATION INSTRUCTIONS	14
Define Tax Types.....	14
Finance: Define Condition Types	15
Finance: Assign Condition Types to Procedure.....	17
Sales and Distribution: Define Condition Types.....	18
Sales and Distribution: Assign Condition Types to Procedure.....	20
Sales and Distribution: Nota Fiscal Mapping – Tax Values	20
Material Management: Define Condition Types	22
Material Management: Assign Condition Types to Procedure	24
Material Management: Nota Fiscal Mapping – Tax Values.....	25
Material Management: CBS and IBS – Condition to Nota Fiscal Details.....	26
Material Management: Assign Tax Groups to Condition Types.....	27
Localization: Define Tax Situation for CBS and IBS	28
Localization: Assign CBS and IBS Tax Situation to Order Type and Item Category.....	29
GLOBAL NEXT CONFIGURATION INSTRUCTIONS	30
Determine Condition Type for Taxes	30
SAMPLE TRANSACTIONS.....	35
End to end Sales process with Brazilian Standard Order.....	35

Introduction

Welcome to ONESOURCE Indirect Tax Integration for SAP Global Next for Brazil.

This guide provides delta updates for Global Next customers already connected to ONESOURCE Indirect Tax for Brazil. It focuses only on the changes required in the existing Global Next–ONESOURCE integration to support Brazil's tax reform. As Thomson Reuters continues testing and aligning solutions with evolving mandates, updates will be issued as addendums. Thomson Reuters DFe and SEFAZ integrations are not covered here.

About ONESOURCE Indirect Tax Integration for SAP

Accurate, global indirect tax calculation with monthly content for 175+ countries, including Brazil.

Deep SAP ECC/S/4HANA integration that minimizes manual decisions and eliminates frequent SAP tax code changes.

Audit-ready data supporting reporting and returns.

Built and maintained in SAP: data collector and tax interface using SAP SOAP to Determination, G/L write-back, configurable field mapping, and in-SAP logs for analysis and troubleshooting.

Audience

If you are responsible for overseeing setting up ONESOURCE Indirect Tax Integration for SAP, you will need to coordinate help from the following people:

- SAP Business Systems Analyst
- SAP Configuration Consultant
- SAP Technical Resource (ABAP Programmer)
- SAP Security Contact
- Tax Professional

Make this guide available to each of these contributors to ensure you have a successful installation.

Prerequisites

For a seamless and successful deployment of Integration for SAP we highly recommend that you follow the instructions in the guides listed below in order:

- Configuration Guide for ONESOURCE Tables
- Configuration for SAP Tables
- Installation and Programmers Information
- Installation Instructions (User Guide)
- Special Functions

When working on Integration for SAP you must have knowledge of the SAP tax features, covering all aspects of FI, MM, and SD and have spent time either as an expert configurator or consultant in these areas. Because the setup of tax integration with ONESOURCE Indirect Tax also includes technical work in the ABAP Workbench, such as data dictionary changes and ABAP coding, you must be able to understand and interpret these changes as well. We recommend that you assemble a team to implement this product because it requires both functional and technical input. Your team should include someone who understands business requirements and processes, as well as someone who can implement the required software changes.

Please take the following into account before setting up the Integration for SAP:

- This guide assumes a fresh installation of Integration for SAP. Customers who are upgrading from a prior 5.x version of Integration should contact Thomson Reuters Indirect Tax.
- Minimum SAP system version must be ECC 6.0, EHP 6. Please see tested platforms by Thomson Reuters in Platform Information section.
- Procure a subscription to ONESOURCE Indirect Tax Determination
- It is assumed that the persons who install, configure, and use the tax interface in SAP have some basic understanding of the overall ONESOURCE Indirect Tax Suite of products and how they interact with each other.

Resources

The following table describes which resources are available:

RESOURCE	DESCRIPTION
Customer Support	Look for answers in the Knowledge Base, or open a support ticket.
Installation Instructions (User Guide)	This guide provides an overview of the architecture and business processes as they relate to Sales and Use tax, as well as VAT scenarios in FI, SD, and MM. The target audiences are the Business Systems Analysts, Consultants, and Tax Professionals who set up the tax processes in SAP.
Installation and Programmers Guide	<p>This guide instructs you how to install the Integration for SAP. The target audiences are the Basis personnel who will process the application of the transports to the SAP system and the ABAP programmers who will perform the required INCLUDE statements within the user exits and other coding blocks. There is also discussion in this manual for the ABAP programmer regarding customization logic and how custom additions to the programs should be added to the system if needed in the future.</p> <p>This guide describes the supported combinations of operating systems, databases, and application servers/web containers.</p> <p>Refer to support lifecycle for SAP for the end-of-life dates for ONESOURCE Indirect Tax Integrations for SAP.</p> <p>Consult this guide to see which combinations of software Thomson Reuters tests with Integrations.</p>
Configuration Guide SAP tables	This guide instructs you how to configure and set up SAP tables and processes to enable tax calculations to meet your unique requirements.
Configuration Guide ONESOURCE tables	This guide instructs you how to configure and set up ONESOURCE Indirect Tax tables and processes to enable tax calculations to meet your unique requirements.
Configuration Guide for Special Functions	This guide instructs you how to configure and set up SAP and Integration tables and processes to enable tax calculations to meet your unique requirements for special functions within SAP, including Plants Abroad, Cash Discounts, Deferred Taxes, Service Entry Sheets, Settlement Management, and Tax-only invoices.
Vendor Charged Tax (VCT) Guide	<p>This guide describes functionality for integrating Indirect Tax Enterprise Cloud VCT calculations with SAP Global Next transactions.</p> <p>This functionality is for the United States and Canada only</p>

Support Protocol

The ONESOURCE Indirect Tax Integration for SAP is built, maintained, and owned by Thomson Reuters. We follow SAP best practices, development standards, and strive to minimize the impact this solution will have on your SAP environment. With any 3rd party Add-On in SAP, the vendor providing the solution is responsible for support of that Add-On. In the case of an issue with the ONESOURCE Indirect Tax Integration for SAP please follow these simple steps to open a support ticket with Thomson Reuters:

1. Identify the potential issue and gather all necessary facts (log files, scenarios, configurations, screen prints).
2. Provide system environment information such as your SAP Version (ECC or S/4 HANA), EHP/SP or FPS level, as well as the Integration version.
3. Another month later, you imported your March source file. The March source file contains both the January and February transactions, in addition to the March transactions. Again, ONESOURCE Tax Information Reporting needs to know that the January and February transactions were included.
4. Open a support ticket with Indirect Tax
[athttps://tax.thomsonreuters.com/support/ONESOURCE/indirect-tax/](https://tax.thomsonreuters.com/support/ONESOURCE/indirect-tax/)

Quick view of features

FEATURES	TIMELINE
Full Rate determination for CBS & IBS (for SD and MM processes)	This SAP Note outlines the delivery and support strategy for the Brazil Tax Reform solution. It also provides a list of related OSS released to address the Brazilian Tax Reform.
Support for CST and cClasstrib Determination for IBS & CBS	Information is covered within this document. However, we have provided guidance using standard SAP Determination. See Section Localization: Define Tax Situation for CBS & IBS)
IBS Municipal	Currently under review
Reduced Rate requirements	Currently under review
Deferrals and Suspensions Requirements	Currently under review
FI Financial Postings – CBS & IBS Determination	Currently under review

SAP OSS NOTES

Brazil Tax Reform Leading Note

- Customers can follow this SAP leading note to implement the changes in their system and to stay informed about the latest changes related to the upcoming Brazil tax reform.

OSS	SUMMARY
<u>3561376 - Tax Reform Leading SAP Note - SAP for Me</u>	This SAP Note outlines the delivery and support strategy for the Brazil Tax Reform solution. It also provides a list of related OSS released to address the Brazilian Tax Reform.

Detailed OSS Notes on Brazil Tax Reform:

- This list outlines the recommended SAP Notes that should be applied as baseline prerequisites to support the Global Next Brazil Tax Reform solution.** These notes address critical system updates required to accommodate the new tax regulations introduced by the Brazilian government, including the CBS (Contribution on Goods and Services), IBS (Tax on Goods and Services).
- These SAP Notes are essential for ensuring system readiness and compliance with the upcoming Brazil Tax Reform.
- Customers are strongly encouraged to review and implement them as part of their baseline configuration.**

COMPONENT	OSS	SUMMARY
FI-LOC-SD-BR	<u>3552901 - Tax Reform: Prerequisite objects for SAP Note 3552903 - SAP for Me</u>	The SAP Note <u>3552903</u> (Tax Reform: Tax Groups and Tax Types Added to Nota Fiscal) requires this SAP Note to be implemented as a prerequisite.
FI-LOC-SD-BR	<u>3556404 - Tax Reform: Inclusion of the CBS and IBS Taxes in the RVABRA Tax Procedure</u>	New taxes (CBS and IBS) to be used in the Nota Fiscal Writer (JIB*N) transactions.
FI-LOC-SD-BR	<u>3571837 - Tax Reform: Inclusion of the CBS and IBS Taxes in the RVXBRA Tax Procedure</u>	New taxes CBS (Contribution on Goods and Services) and IBS (Tax on Goods and Services) in the RVXBRA pricing procedure.
FI-LOC-SD-BR	<u>3605442 - Tax Reform: CBS and IBS as Statistical Calculation and Accounting in Sales Processes</u>	Consider the new CBS and IBS taxes as statistical in both the calculation and the accounting documentation.

FI-LOC-SD-BR	<u>3609635 - Tax Reform: New Tax Situation for CBS and IBS Field in Sales Process Tables</u>	New Tax Situation for CBS and IBS field in the following tables: Sales Document Item Data (VBAP), Delivery Item Data (LIPS), and Billing Document Item Data (VBRP).
FI-LOC-SD-BR	<u>3619306 - Tax Reform: Tax Situation for CBS and IBS in Sales Process</u>	Cover the automatic determination of the tax situation for CBS and IBS, automatic determination of fields in the nota fiscal (NF), and nominal rate calculation.
FI-LOC-MM-BR	<u>3569061 - Tax Reform: New Taxes CBS and IBS on TAXBRA</u>	New taxes CBS - Contribution on Goods and Services and IBS - Tax on Goods and Services in the TAXBRA pricing procedure.
FI-LOC-MM-BR	<u>3582512 - Tax Reform: New Taxes CBS and IBS on TAXBRJ</u>	New taxes CBS - Contribution on Goods and Services and IBS - Tax on Goods and Services in the TAXBRJ pricing procedure.
FI-LOC-MM-BR	<u>3606761 - CBS and IBS as Statistical Calculation and Accounting in Purchasing Processes - SAP for Me</u>	Consider the new CBS and IBS taxes as statistical items in purchase documents, such as purchase orders and invoices.
FI-LOC-LO-BR	<u>3606019 - Tax Reform: CBS and IBS as Statistical Values in Nota Fiscal</u>	Calculate the nota fiscal totals for the header and item when CBS and IBS taxes are set as statistical in the tax line.
FI-LOC-LO-BR	<u>3624056 - Tax Reform: Tax Situation Maintenance View for CBS and IBS</u>	Define Tax Situation for CBS and IBS (J_1BTAX_SITNV) view.
LOD-LH-NFE	<u>3605421 - Outbound NF-e: Tax Reform - CSTAT Field Adjustment</u>	System changes to enable the new size of the Official Status Code (CSTAT) field.

ONESOURCE INDIRECT TAX DETERMINATION CONFIGURATION

New CBS and IBS Authority Types

- As part of the latest ONESOURCE IDT update, new authority types for CBS (Contribution on Goods and Services) and IBS (Tax on Goods and Services) have been introduced. These additions support enhanced tax configuration and compliance capabilities aligned with Brazil’s upcoming tax reform.

CBS Authority Type:

< Authority Types

STANDARD 153

CUSTOM 133

+ Add Custom Authority Type

View in Excel

	Authority type name ^	Description	Authority type
1	CBS	Brazil CBS	INTL

Page 1 of 1

Go to page:

< Previous

Next >

Go

(Showing 1 to 1 of 1)

Items per page 25

IBS: Authority Type:

< Authority Types

STANDARD 153

CUSTOM 133

+ Add Custom Authority Type

View in Excel

	Authority type name ^	Description	Authority type
1	IBS	Brazil IBS	INTL

Page 1 of 1

Go to page:

< Previous

Next >

Go

(Showing 1 to 1 of 1)

Items per page 25

New CBS and IBS Tax Authorities Rates and Fees

- New Rates and Fees for CBS (Contribution on Goods and Services) and IBS (Tax on Goods and Services) have been introduced. These additions support enhanced tax configuration and compliance capabilities aligned with Brazil's upcoming tax reform.

CBS Authority Rates and Fees

< Brazil CBS

Rates and Fees

AUTHORITY DETAILS **RATES AND FEES** RULES CONTRIBUTING AUTHORITIES CURRENCY SPECIFICATIONS MOTOR FUEL MAPPING MATERIAL SETS RATE SETS

STANDARD		CUSTOM	+ Add Custom Rate	+ Add Custom Fee	View in Excel		
Code ^	Rate type	Rate%	Fee	Active	Start date	End date	
	All v			All v	mm/dd/yyyy v	mm/dd/yyyy	
1	RR30 - Rate Reduction 30%	Basic	0.9%	YES	01/01/2025		
2	RR60 - Rate Reduction 60%	Basic	0.9%	YES	01/01/2025		
3	SR - Full Rate	Basic	0.9%	YES	01/01/2025		

Page 1 of 1 Go to page: (Showing 1 to 3 of 3) Items per page: 25 v

IBS Authority Rates and Fees

< Brazil IBS Sao Paulo

Rates and Fees

AUTHORITY DETAILS **RATES AND FEES** RULES CONTRIBUTING AUTHORITIES CURRENCY SPECIFICATIONS MOTOR FUEL MAPPING MATERIAL SETS RATE SETS

STANDARD		CUSTOM	+ Add Custom Rate	+ Add Custom Fee	View in Excel		
Code ^	Rate type	Rate%	Fee	Active	Start date	End date	
	All v			All v	mm/dd/yyyy v	mm/dd/yyyy	
1	RR30 - Rate Reduction 30%	Basic	0.1%	YES	01/01/2025		
2	RR60 - Rate Reduction 60%	Basic	0.1%	YES	01/01/2025		
3	SR - Full Rate	Basic	0.1%	YES	01/01/2025		

Page 1 of 1 Go to page: (Showing 1 to 3 of 3) Items per page: 25 v

SAP CONFIGURATION INSTRUCTIONS

Define Tax Types

In this customizing activity, define the tax types required to represent the CBS and IBS scenarios respectively.

T-CODE	PATH
J1BTAX	Condition Setup → Tax Types

CBS Tax Types

Change View "Tax Types": Overview							
<div> <div>▼</div> <div>New Entries</div> <div>📄</div> <div>⌂</div> <div>↶</div> <div>🔍</div> <div>🔍</div> <div>🔍</div> <div>BC Set: Change Field Values</div> <div>📘</div> <div>More ▼</div> <div>🖨</div> </div>							
Tax Types							
	Tax...	Tax Group	Description	La...	Wit...	Off...	Tax Subdivision
<input checked="" type="checkbox"/>	ZCB1	Contribution on Goods and Services	▼ Deductible CBS	<input type="checkbox"/>	<input type="checkbox"/>	<input type="checkbox"/>	▼
<input checked="" type="checkbox"/>	ZCB2	Contribution on Goods and Services	▼ Non-deductible CBS	<input type="checkbox"/>	<input type="checkbox"/>	<input type="checkbox"/>	▼
<input checked="" type="checkbox"/>	ZCB3	Contribution on Goods and Services	▼ Payable CBS	<input type="checkbox"/>	<input type="checkbox"/>	<input type="checkbox"/>	▼

IBS Tax Types

Change View "Tax Types": Overview							
<div> <div>▼</div> <div>New Entries</div> <div>📄</div> <div>⌂</div> <div>↶</div> <div>🔍</div> <div>🔍</div> <div>🔍</div> <div>BC Set: Change Field Values</div> <div>📘</div> <div>More ▼</div> <div>🖨</div> </div>							
Tax Types							
	Tax...	Tax Group	Description	La...	Wit...	Off...	Tax Subdivision
<input checked="" type="checkbox"/>	ZI1M	Tax on Goods and Services (Municipal)	▼ Deductible Municipal IBS	<input type="checkbox"/>	<input type="checkbox"/>	<input type="checkbox"/>	▼
<input checked="" type="checkbox"/>	ZI1S	Tax on Goods and Services (State)	▼ Deductible State IBS	<input type="checkbox"/>	<input type="checkbox"/>	<input type="checkbox"/>	▼
<input checked="" type="checkbox"/>	ZI2M	Tax on Goods and Services (Municipal)	▼ Non-deductible Municipal IBS	<input type="checkbox"/>	<input type="checkbox"/>	<input type="checkbox"/>	▼
<input checked="" type="checkbox"/>	ZI2S	Tax on Goods and Services (State)	▼ Non-deductible State IBS	<input type="checkbox"/>	<input type="checkbox"/>	<input type="checkbox"/>	▼
<input checked="" type="checkbox"/>	ZI3M	Tax on Goods and Services (Municipal)	▼ Payable Municipal IBS	<input type="checkbox"/>	<input type="checkbox"/>	<input type="checkbox"/>	▼
<input checked="" type="checkbox"/>	ZI3S	Tax on Goods and Services (State)	▼ Payable State IBS	<input type="checkbox"/>	<input type="checkbox"/>	<input type="checkbox"/>	▼

NOTE: With the SAP Notes implemented, customers will find CBS and IBS preconfigured which they can use as reference for the creation of tax types.

CBS Tax Types

Change View "Tax Types": Overview							
<div><div></div><div>New Entries</div><div></div><div></div><div></div><div></div><div></div><div>BC Set: Change Field Values</div><div></div><div>More</div><div></div></div>							
Tax Types							
Tax...	Tax Group	Description	La...	Wit...	Off...	Tax Subdivision	
<input checked="" type="checkbox"/> CBS1	Contribution on Goods and Services	▼ Deductible CBS	<input type="checkbox"/>	<input type="checkbox"/>	<input type="checkbox"/>		
<input checked="" type="checkbox"/> CBS2	Contribution on Goods and Services	▼ Non-deductible CBS	<input type="checkbox"/>	<input type="checkbox"/>	<input type="checkbox"/>		
<input checked="" type="checkbox"/> CBS3	Contribution on Goods and Services	▼ Payable CBS	<input type="checkbox"/>	<input type="checkbox"/>	<input type="checkbox"/>		

IBS Tax Types

Change View "Tax Types": Overview							
<div><div></div><div>New Entries</div><div></div><div></div><div></div><div></div><div></div><div>BC Set: Change Field Values</div><div></div><div>More</div><div></div></div>							
Tax Types							
Tax...	Tax Group	Description	La...	Wit...	Off...	Tax Subdivision	
<input checked="" type="checkbox"/> IB1M	Tax on Goods and Services (Municipa...	▼ Deductible Municipal IBS	<input type="checkbox"/>	<input type="checkbox"/>	<input type="checkbox"/>		
<input checked="" type="checkbox"/> IB1S	Tax on Goods and Services (State)	▼ Deductible State IBS	<input type="checkbox"/>	<input type="checkbox"/>	<input type="checkbox"/>		
<input checked="" type="checkbox"/> IB2M	Tax on Goods and Services (Municipa...	▼ Non-deductible Municipal IBS	<input type="checkbox"/>	<input type="checkbox"/>	<input type="checkbox"/>		
<input checked="" type="checkbox"/> IB2S	Tax on Goods and Services (State)	▼ Non-deductible State IBS	<input type="checkbox"/>	<input type="checkbox"/>	<input type="checkbox"/>		
<input checked="" type="checkbox"/> IB3M	Tax on Goods and Services (Municipa...	▼ Payable Municipal IBS	<input type="checkbox"/>	<input type="checkbox"/>	<input type="checkbox"/>		
<input checked="" type="checkbox"/> IB3S	Tax on Goods and Services (State)	▼ Payable State IBS	<input type="checkbox"/>	<input type="checkbox"/>	<input type="checkbox"/>		

Finance: Define Condition Types

This customizing activity, define the condition types required to represent the CBS and IBS scenarios respectively.

T-CODE	IMG PATH
OBQ1	Financial Accounting → Financial Accounting Global Settings → Tax on Sales/Purchases → Check Calculation Procedure: Define Condition Types

Define CBS and IBS condition types as follows:

CBS Condition Types

SAP Change View "Conditions: Condition Types": Overview				
<input type="text"/> <input type="button" value="New Entries"/> <input type="button" value="Print"/> <input type="button" value="Back"/> <input type="button" value="Forward"/> <input type="button" value="Grid"/> <input type="button" value="List"/> <input type="button" value="More"/>				
Condition Type	Description	Condition Class	Calculation Type	
<input checked="" type="checkbox"/> ZCB1	IDT CBS Deductible	Taxes	Percentage	
<input checked="" type="checkbox"/> ZCB2	IDT CBS N-Deductible	Taxes	Percentage	
<input checked="" type="checkbox"/> ZCB3	IDT CBS Payable	Taxes	Percentage	

CBS - Condition Configuration Details

To ensure proper setup of the CBS condition types, please verify that your condition settings are configured according to the specifications in the table below.

COND. TYPE	ACCESS. SEQ	COND. CLASS	CALC. TYPE	COND. CAT.	MAN. ENTRIES	ITEM COND.	Amount Perc.
ZCB1	MSWT	D	A	D	D	X	X
ZCB2	MSWT	D	A	D	D	X	X
ZCB3	MSWT	D	A	D	D	X	X

IBS Condition Types

SAP Change View "Conditions: Condition Types": Overview				
<input type="text"/> <input type="button" value="New Entries"/> <input type="button" value="Print"/> <input type="button" value="Back"/> <input type="button" value="Forward"/> <input type="button" value="Grid"/> <input type="button" value="List"/> <input type="button" value="More"/>				
Condition Type	Description	Condition Class	Calculation Type	
<input checked="" type="checkbox"/> ZI1M	IDT IBS Munic Deduct	Taxes	Percentage	
<input checked="" type="checkbox"/> ZI1S	IDT IBS State Deduct	Taxes	Percentage	
<input checked="" type="checkbox"/> ZI2M	IDT IBS Munic N-Dedu	Taxes	Percentage	
<input checked="" type="checkbox"/> ZI2S	IDT IBS State N-Dedu	Taxes	Percentage	
<input checked="" type="checkbox"/> ZI3M	IDT IBS Munic Pay	Taxes	Percentage	
<input checked="" type="checkbox"/> ZI3S	IDT IBS State Pay	Taxes	Percentage	

IBS - Condition Configuration Details

To ensure proper setup of the IBS condition types, please verify that your condition settings are configured according to the specifications in the table below.

COND. TYPE	ACCESS SEQ.	COND. CLASS	CALC. TYPE	COND. CAT.	MAN. ENTRIES	ITEM COND.	AMOUNT PERC.
ZI1M	MSWT	D	A	D	D	X	X
ZI1S	MSWT	D	A	D	D	X	X
ZI2M	MSWT	D	A	D	D	X	X
ZI2S	MSWT	D	A	D	D	X	X
ZI3M	MSWT	D	A	D	D	X	X
ZI3S	MSWT	D	A	D	D	X	X

Finance: Assign Condition Types to Procedure

After creating the condition types for CBS and IBS you must assign them to the appropriate procedure. This step ensures that the system correctly calculates and applies each tax type during relevant transactions.

T-CODE	IMG PATH
OBQ3	Financial Accounting → Financial Accounting Global Settings → Tax on Sales/Purchases → Basic Settings → Check Calculation Procedure: Define Procedures

Assign CBS and IBS condition types to your procedure as follows:

<

SAP

Change View "Control Data": Overview

New Entries

BC Set: Change Field Values

More

Display

Exit

Dialog Structure

Procedures

Control Data

Procedure: ZTPBR1

IDT Tax Procedure - BR

Control Data

Reference Step Overview

	Step	Cou...	Con...	Description	From...	To Step	Man...	Re...	Stati...	Print Type	Subtotal	Requirem...	Alt. Calc...	Alt. Cndr
<input checked="" type="checkbox"/>	200	0	ZCB1	IDT CBS Deductible	100		<input type="checkbox"/>	<input type="checkbox"/>	<input type="checkbox"/>				991	
<input checked="" type="checkbox"/>	201	0	ZCB2	IDT CBS N-Deductible	100		<input type="checkbox"/>	<input type="checkbox"/>	<input type="checkbox"/>				991	
<input checked="" type="checkbox"/>	202	0	ZCB3	IDT CBS Payable	100		<input type="checkbox"/>	<input type="checkbox"/>	<input type="checkbox"/>				991	
<input checked="" type="checkbox"/>	203	0	ZI1M	IDT IBS Munic Deduct	100		<input type="checkbox"/>	<input type="checkbox"/>	<input type="checkbox"/>				991	
<input checked="" type="checkbox"/>	204	0	ZI1S	IDT IBS State Deduct	100		<input type="checkbox"/>	<input type="checkbox"/>	<input type="checkbox"/>				991	
<input checked="" type="checkbox"/>	205	0	ZI2M	IDT IBS Munic N-Dedu	100		<input type="checkbox"/>	<input type="checkbox"/>	<input type="checkbox"/>				991	
<input checked="" type="checkbox"/>	206	0	ZI2S	IDT IBS State N-Dedu	100		<input type="checkbox"/>	<input type="checkbox"/>	<input type="checkbox"/>				991	
<input checked="" type="checkbox"/>	207	0	ZI3M	IDT IBS Munic Pay	100		<input type="checkbox"/>	<input type="checkbox"/>	<input type="checkbox"/>				991	
<input checked="" type="checkbox"/>	208	0	ZI3S	IDT IBS State Pay	100		<input type="checkbox"/>	<input type="checkbox"/>	<input type="checkbox"/>				991	

Sales and Distribution: Define Condition Types

In this customizing activity, define the condition types required to represent the CBS and IBS scenarios respectively.

T-CODE	IMG PATH
V/06	Sales and Distribution → Basic Functions → Pricing → Pricing Control → Define Condition Types: Set Condition Types for Pricing

Define CBS and IBS condition types as follows:

CBS Condition Types

<

SAP

Change View "Conditions: Condition Types": Overview

New Entries

More

	Condition Type	Description	Condition Class	Calculation Type
<input checked="" type="checkbox"/>	ZCB1	IDT CBS Deductible	Taxes	Percentage
<input checked="" type="checkbox"/>	ZCB2	IDT CBS N-Deductible	Taxes	Percentage
<input checked="" type="checkbox"/>	ZCB3	IDT CBS Payable	Taxes	Percentage

CBS - Condition Configuration Details

To ensure proper setup of the CBS condition types, please verify that your condition settings are configured according to the specifications in the table below.

COND. TYPE	ACCESS. SEQ	COND. CLASS	CALC. TYPE	COND. CAT.	MAN. ENTRIES	ITEM COND.	Amount Perc.
ZCB1	Leave it blank	D	A	D	D	X	X
ZCB2	Leave it blank	D	A	D	D	X	X
ZCB3	Leave it blank	D	A	D	D	X	X

IBS Condition Types

<

SAP

Change View "Conditions: Condition Types": Overview

▼

New Entries

More ▼

	Condition Type	Description	Condition Class	Calculation Type
<input checked="" type="checkbox"/>	ZI1M	IDT IBS Munic Deduct	Taxes	Percentage
<input checked="" type="checkbox"/>	ZI1S	IDT IBS State Deduct	Taxes	Percentage
<input checked="" type="checkbox"/>	ZI2M	IDT IBS Munic N-Dedu	Taxes	Percentage
<input checked="" type="checkbox"/>	ZI2S	IDT IBS State N-Dedu	Taxes	Percentage
<input checked="" type="checkbox"/>	ZI3M	IDT IBS Munic Pay	Taxes	Percentage
<input checked="" type="checkbox"/>	ZI3S	IDT IBS State Pay	Taxes	Percentage

IBS - Condition Configuration Details

To ensure proper setup of the IBS condition types, please verify that your condition settings are configured according to the specifications in the table below.

COND. TYPE	ACCESS SEQ.	COND. CLASS	CALC. TYPE	COND. CAT.	MAN. ENTRIES	ITEM COND.	AMOUNT PERC.
ZI1M	Leave it blank	D	A	D	D	X	X
ZI1S	Leave it blank	D	A	D	D	X	X
ZI2M	Leave it blank	D	A	D	D	X	X
ZI2S	Leave it blank	D	A	D	D	X	X

ZI3M	Leave it blank	D	A	D	D	X	X
ZI3S	Leave it blank	D	A	D	D	X	X

Sales and Distribution: Assign Condition Types to Procedure

After creating the condition types for CBS and IBS, you must assign them to the appropriate procedure. This step ensures that the system correctly calculates and applies each tax type during relevant transactions.

T-CODE	IMG PATH
V/08	Sales and Distribution → Basic Functions → Pricing → Pricing Control → Define and Assign Pricing Procedures: Set Pricing Procedures

Assign CBS and IBS condition types to your procedure as follows:

< **SAP** Change View "Procedures - Control Data": Overview

New Entries BC Set: Change Field Values More **Display**

Dialog Structure

- Procedures
 - Procedures - Control Data

Procedure: ZPPBR1 IDT Brazil: Standard (RL)

Procedures - Control Data

Reference Step Overview

Step	Cou...	Con...	Description	From...	To Step	Man...	Re...	Stati...	Rele...	Print Type	Subtotal	Requirem...	Alt. Calc...	Alt. Cndn
<input checked="" type="checkbox"/> 680	0	ZCB1	IDT CBS Deductible	600		<input type="checkbox"/>	<input type="checkbox"/>	<input checked="" type="checkbox"/>	<input type="checkbox"/>				994	
<input checked="" type="checkbox"/> 681	0	ZCB2	IDT CBS N-Deductible	600		<input type="checkbox"/>	<input type="checkbox"/>	<input checked="" type="checkbox"/>	<input type="checkbox"/>				994	
<input checked="" type="checkbox"/> 682	0	ZCB3	IDT CBS Payable	600		<input type="checkbox"/>	<input type="checkbox"/>	<input checked="" type="checkbox"/>	<input type="checkbox"/>				994	
<input checked="" type="checkbox"/> 683	0	ZI1M	IDT IBS Munic Deduct	600		<input type="checkbox"/>	<input type="checkbox"/>	<input checked="" type="checkbox"/>	<input type="checkbox"/>				994	
<input checked="" type="checkbox"/> 684	0	ZI1S	IDT IBS State Deduct	600		<input type="checkbox"/>	<input type="checkbox"/>	<input checked="" type="checkbox"/>	<input type="checkbox"/>				994	
<input checked="" type="checkbox"/> 685	0	ZI2M	IDT IBS Munic N-Dedu	600		<input type="checkbox"/>	<input type="checkbox"/>	<input checked="" type="checkbox"/>	<input type="checkbox"/>				994	
<input checked="" type="checkbox"/> 686	0	ZI2S	IDT IBS State N-Dedu	600		<input type="checkbox"/>	<input type="checkbox"/>	<input checked="" type="checkbox"/>	<input type="checkbox"/>				994	
<input checked="" type="checkbox"/> 687	0	ZI3M	IDT IBS Munic Pay	600		<input type="checkbox"/>	<input type="checkbox"/>	<input checked="" type="checkbox"/>	<input type="checkbox"/>				994	
<input checked="" type="checkbox"/> 688	0	ZI3S	IDT IBS State Pay	600		<input type="checkbox"/>	<input type="checkbox"/>	<input checked="" type="checkbox"/>	<input type="checkbox"/>				994	

Sales and Distribution: Nota Fiscal Mapping - Tax Values

After creating the condition types for CBS and IBS you must assign them to the appropriate procedure for the nota fiscal mapping. This step ensures that the system correctly calculates and applies each tax type during relevant transactions.

T-CODE	PATH
J1BTAX	Condition Setup → Nota → Fiscal Mapping → Tax Values SD

Assign CBS and IBS condition types to your procedure in the Nota Fiscal as follows:

<

SAP

Change View "SD Tax Conditions in Nota Fiscal Fields": Overview

🔍

New Entries

📄

🔄

↶

🔗

🔗

🔗

🔗

🔗

More

🖨

Display

⌵

Usage:

A

Application:

V

Pricing Procedure:

ZPPBR1

SD Tax Conditions in Nota Fiscal Fields

Tax...	Total Base	Mapping	Tax Base	Mapping	Ex. Base	Mapping	Other Base	Mapping	WHT Code	Bas
<input checked="" type="checkbox"/> ZCB1	ZCB1	Condition Basis	ZCB1	Condition Basis		Condition Value		Condition Value		
<input checked="" type="checkbox"/> ZCB2	ZCB2	Condition Basis	ZCB2	Condition Basis		Condition Value		Condition Value		
<input checked="" type="checkbox"/> ZCB3	ZCB3	Condition Basis	ZCB3	Condition Basis		Condition Value		Condition Value		
<input checked="" type="checkbox"/> ZI1M	ZI1M	Condition Basis	ZI1M	Condition Basis		Condition Value		Condition Value		
<input checked="" type="checkbox"/> ZI1S	ZI1S	Condition Basis	ZI1S	Condition Basis		Condition Value		Condition Value		
<input checked="" type="checkbox"/> ZI2M	ZI2M	Condition Basis	ZI2M	Condition Basis		Condition Value		Condition Value		
<input checked="" type="checkbox"/> ZI2S	ZI2S	Condition Basis	ZI2S	Condition Basis		Condition Value		Condition Value		
<input checked="" type="checkbox"/> ZI3M	ZI3M	Condition Basis	ZI3M	Condition Basis		Condition Value		Condition Value		
<input checked="" type="checkbox"/> ZI3S	ZI3S	Condition Basis	ZI3S	Condition Basis		Condition Value		Condition Value		
<input checked="" type="checkbox"/> ZIS2	ZIS2	Condition Basis	ZIS2	Condition Basis		Condition Value		Condition Value		
<input checked="" type="checkbox"/> ZIS3	ZIS3	Condition Basis	ZIS3	Condition Basis		Condition Value		Condition Value		

CBS and IBS - Condition to Nota Fiscal Details

To ensure proper setup of the CBS and IBS Nota Fiscal mapping, please verify that your tax conditions in Nota Fiscal settings are configured according to the specifications in the table below.

TAX TYPE	TAX RATE COND.	FIELD MAPPING	TAX AMOUNT COND.	FIELD MAPPING	TOTAL BASE COND.	FIELD MAPPING	TAX BASE COND.	FIELD MAPPING
ZCB1	ZCB1	CONDITION RATE	ZCB1	CONDITION VALUE	ZCB1	CONDITION BASIS	ZCB1	CONDITION BASIS
ZCB2	ZCB2	CONDITION RATE	ZCB2	CONDITION VALUE	ZCB2	CONDITION BASIS	ZCB2	CONDITION BASIS
ZCB3	ZCB3	CONDITION RATE	ZCB3	CONDITION VALUE	ZCB3	CONDITION BASIS	ZCB3	CONDITION BASIS
ZI1M	ZI1M	CONDITION RATE	ZI1M	CONDITION VALUE	ZI1M	CONDITION BASIS	ZI1M	CONDITION BASIS
ZI1S	ZI1S	CONDITION RATE	ZI1S	CONDITION VALUE	ZI1S	CONDITION BASIS	ZI1S	CONDITION BASIS
ZI2M	ZI2M	CONDITION RATE	ZI2M	CONDITION VALUE	ZI2M	CONDITION BASIS	ZI2M	CONDITION BASIS
ZI2S	ZI2S	CONDITION RATE	ZI2S	CONDITION VALUE	ZI2S	CONDITION BASIS	ZI2S	CONDITION BASIS
ZI3M	ZI3M	CONDITION RATE	ZI3M	CONDITION VALUE	ZI3M	CONDITION BASIS	ZI3M	CONDITION BASIS
ZI3S	ZI3S	CONDITION RATE	ZI3S	CONDITION VALUE	ZI3S	CONDITION BASIS	ZI3S	CONDITION BASIS

Material Management: Define Condition Types

In this customizing activity, define the condition types required to represent the CBS and IBS scenarios respectively.

Define CBS and IBS condition types as follows:

T-CODE	IMG PATH
M/06	Material Management → Purchasing → Conditions → Define Price Determination Process → Define Condition Types: Set Pricing Condition Types - Purchasing

IBS - Condition Configuration Details

To ensure proper setup of the IBS condition types, please verify that your condition settings are configured according to the specifications in the table below.

COND. TYPE	ACCESS SEQ.	COND. CLASS	CALC. TYPE	COND. CAT.	MAN. ENTRIES	ITEM COND.	AMOUNT PERC.
ZI1M	Leave it blank	D	A	D	D	X	X
ZI1S	Leave it blank	D	A	D	D	X	X
ZI2M	Leave it blank	D	A	D	D	X	X
ZI2S	Leave it blank	D	A	D	D	X	X
ZI3M	Leave it blank	D	A	D	D	X	X
ZI3S	Leave it blank	D	A	D	D	X	X

Material Management: Assign Condition Types to Procedure

After creating the condition types for CBS and IBS, you must assign them to the appropriate procedure. This step ensures that the system correctly calculates and applies each tax type during relevant transactions.

T-CODE	IMG PATH
M/08	Material Management → Purchasing → Conditions → Define Price Determination Process → Set Calculation Schema - Purchasing

Assign CBS and IBS condition types to your procedure as follows:

<

SAP

Change View "Control data": Overview

▼

New Entries

BC Set: Change Field Values

More ▼

Display

Dialog Structure

▼ Schemas

Control data

Procedure: ZCSBR1

IDT Calculation Schema Brazil

Control data

Reference Step Overview

	Step	Cou...	Con...	Description	From...	To Step	Man...	Re...	Stati...	Rele...	Print Type	Subtotal	Requirem...	Alt. Calc...	Alt. i
<input checked="" type="checkbox"/>	200	0	ZCB1	IDT CBS Deductible	35		<input type="checkbox"/>	<input type="checkbox"/>	<input type="checkbox"/>	<input type="checkbox"/>				994	
<input checked="" type="checkbox"/>	201	0	ZCB2	IDT CBS N-Deductible	35		<input type="checkbox"/>	<input type="checkbox"/>	<input type="checkbox"/>	<input type="checkbox"/>				994	
<input checked="" type="checkbox"/>	202	0	ZCB3	IDT CBS Payable	35		<input type="checkbox"/>	<input type="checkbox"/>	<input type="checkbox"/>	<input type="checkbox"/>				994	
<input checked="" type="checkbox"/>	203	0	ZI1M	IDT IBS Munic Deduct	35		<input type="checkbox"/>	<input type="checkbox"/>	<input type="checkbox"/>	<input type="checkbox"/>				994	
<input checked="" type="checkbox"/>	204	0	ZI1S	IDT IBS State Deduct	35		<input type="checkbox"/>	<input type="checkbox"/>	<input type="checkbox"/>	<input type="checkbox"/>				994	
<input checked="" type="checkbox"/>	205	0	ZI2M	IDT IBS Munic N-Dedu	35		<input type="checkbox"/>	<input type="checkbox"/>	<input type="checkbox"/>	<input type="checkbox"/>				994	
<input checked="" type="checkbox"/>	206	0	ZI2S	IDT IBS State N-Dedu	35		<input type="checkbox"/>	<input type="checkbox"/>	<input type="checkbox"/>	<input type="checkbox"/>				994	
<input checked="" type="checkbox"/>	207	0	ZI3M	IDT IBS Munic Pay	35		<input type="checkbox"/>	<input type="checkbox"/>	<input type="checkbox"/>	<input type="checkbox"/>				994	
<input checked="" type="checkbox"/>	208	0	ZI3S	IDT IBS State Pay	35		<input type="checkbox"/>	<input type="checkbox"/>	<input type="checkbox"/>	<input type="checkbox"/>				994	
<input checked="" type="checkbox"/>	209	0	ZIS2	IDT IS Non-Deductibl	35		<input type="checkbox"/>	<input type="checkbox"/>	<input type="checkbox"/>	<input type="checkbox"/>				994	
<input checked="" type="checkbox"/>	210	0	ZIS3	IDT IS Payable	35		<input type="checkbox"/>	<input type="checkbox"/>	<input type="checkbox"/>	<input type="checkbox"/>				994	

Material Management: Nota Fiscal Mapping - Tax Values

After creating the condition types for CBS and IBS you must assign them to the appropriate procedure for the nota fiscal mapping. This step ensures that the system correctly calculates and applies each tax type during relevant transactions.

T-CODE	PATH
J1BTAX	Condition Setup → Nota-Fiscal Mapping → Tax Values MM

Assign CBS and IBS condition types to your procedure in the Nota Fiscal as follows:

<

SAP

Change View "Map Tax Conditions to Nota Fiscal Fields": Overview

Search

New Entries

More

Display

Ex

Usage: A

Application: TX

Pricing Procedure: ZTPBR1

Map Tax Conditions to Nota Fiscal Fields

Tax...	Tax Rate Con...	Mapping	Pauta Rate Co...	Mapping	Surcharge Rate	Mapping	Pauta Base	Field Mapping
<input checked="" type="checkbox"/> ZCB1		Condition Value		Condition Value		Condition Value		Condition Val...
<input checked="" type="checkbox"/> ZCB2		Condition Value		Condition Value		Condition Value		Condition Val...
<input checked="" type="checkbox"/> ZCB3		Condition Value		Condition Value		Condition Value		Condition Val...
<input checked="" type="checkbox"/> ZI1M		Condition Value		Condition Value		Condition Value		Condition Val...
<input checked="" type="checkbox"/> ZI1S		Condition Value		Condition Value		Condition Value		Condition Val...
<input checked="" type="checkbox"/> ZI2M		Condition Value		Condition Value		Condition Value		Condition Val...
<input checked="" type="checkbox"/> ZI2S		Condition Value		Condition Value		Condition Value		Condition Val...
<input checked="" type="checkbox"/> ZI3M		Condition Value		Condition Value		Condition Value		Condition Val...
<input checked="" type="checkbox"/> ZI3S		Condition Value		Condition Value		Condition Value		Condition Val...
<input checked="" type="checkbox"/> ZIS2		Condition Value		Condition Value		Condition Value		Condition Val...
<input checked="" type="checkbox"/> ZIS3		Condition Value		Condition Value		Condition Value		Condition Val...

Material Management: CBS and IBS – Condition to Nota Fiscal Details

To ensure proper setup of the CBS and IBS Nota Fiscal mapping, please verify that your tax conditions in Nota Fiscal settings are configured according to the specifications in the table below:

TAX TYPE	TAX RATE COND.	FIELD MAPPING	TAX AMOUNT COND.	FIELD MAPPING	TAX BASE COND.	FIELD MAPPING
ZCB1	ZCB1	CONDITION RATE	ZCB1	CONDITION VALUE	ZCB1	CONDITION BASIS
ZCB2	ZCB2	CONDITION RATE	ZCB2	CONDITION VALUE	ZCB2	CONDITION BASIS


ZCB3	ZCB3	CONDITION RATE	ZCB3	CONDITION VALUE	ZCB3	CONDITION BASIS
ZI1M	ZI1M	CONDITION RATE	ZI1M	CONDITION VALUE	ZI1M	CONDITION BASIS
ZI1S	ZI1S	CONDITION RATE	ZI1S	CONDITION VALUE	ZI1S	CONDITION BASIS
ZI2M	ZI2M	CONDITION RATE	ZI2M	CONDITION VALUE	ZI2M	CONDITION BASIS
ZI2S	ZI2S	CONDITION RATE	ZI2S	CONDITION VALUE	ZI2S	CONDITION BASIS
ZI3M	ZI3M	CONDITION RATE	ZI3M	CONDITION VALUE	ZI3M	CONDITION BASIS
ZI3S	ZI3S	CONDITION RATE	ZI3S	CONDITION VALUE	ZI3S	CONDITION BASIS

Material Management: Assign Tax Groups to Condition Types

After creating the condition types for CBS and IBS you must assign them to the appropriate Tax Groups. This step ensures that the system correctly relates tax groups to condition types.


T-CODE	PATH
J1BTAX	Condition Setup → Nota-Fiscal Mapping → Tax Law MM


Assign CBS, IBS condition types to your procedure in the Nota Fiscal as follows:


< 


Change View "Assign Tax Groups to Condition Types": Overview


New Entries


















More 

Usage:

A





Application:

TX

Pricing Procedure:

ZTPBR1

Assign Tax Groups to Condition Types

Tax Group	Condition Type
<input checked="" type="checkbox"/> Contribution on Goods and Services	 ZCB1
<input type="checkbox"/> COFINS	 ZBC0
<input checked="" type="checkbox"/> Tax on Goods and Services (Municipal)	 ZI1M
<input checked="" type="checkbox"/> Tax on Goods and Services (State)	 ZI1S

Localization: Define Tax Situation for CBS and IBS

Note: While Global Next Integration Engineering team is working to integrate the CST for the tax response to determine the tax law for CBS and IBS, customers can use SAP provided configurations.

Define tax situations for CBS (contribution on goods and services) and IBS (tax on goods and services). You can read, edit, delete, and create new records for CBS and IBS.

T-CODE	PATH
J_1BTAX_SITN	Financial Accounting → Financial Accounting Global Settings → Tax on Sales/Purchases → Basic Settings → Brazil → Define Tax Situation for CBS and IBS

Create new entries as follows:

<

SAP

Change View "Define Tax Situation for CBS and IBS": Details

New Entries

More

CBS and IBS Tax Situation:

B01

Define Tax Situation for CBS and IBS

Tax Situation Description:

Tributação integral

CBS and IBS Tax Situation Code:

000

CBS and IBS Tax Classification Code:

000001

IBS Rate Reduction:

CBS Rate Reduction:

Nota Fiscal Legal Text:

Situações tributadas integralmente pelo IBS e CBS.

Localization: Assign CBS and IBS Tax Situation to Order Type and Item Category

In this customizing activity, you assign Sales Order type and Item Category to the tax situations for CBS (contribution on goods and services) and IBS (tax on goods and services).

T-CODE	PATH
J1BTAX	Nota Fiscal → SD Billing → SD Item Category

A new field created under J_1BSDICA table so that customers can assign CBS and IBS tax situation to the combination of sales order and item categories:

Change View "Sales Document Item Category table": Overview

GS4 (1) 800

<

SAP

Change View "Sales Document Item Category table": Overview

New Entries

More

Display

Exit

Sales Document Item Category table


Sales D...	Item Ca...	NF IT...	NF...	Main...	Tax...	ICMS...	ICM...	IPI tax...	IPI Law	ISS Law	COFI...	PIS La...	3rd party	CBS and IBS Tax Situation
<input checked="" type="checkbox"/> ORB	TBN	1		RE		<input type="checkbox"/>		<input type="checkbox"/>					no third party...	B01

Localization: Set Tax Type as Statistical for Specific Scenarios

This Customizing activity allows you to designate CBS and IBS tax types as statistical within a specific scenario, defined by the combination of the NF type and its corresponding item type.

TABLE	PATH
J_1BDF_STAT_TAXV	Financial Accounting → Financial Accounting Global Settings → Tax on Sales/Purchases → Basic Settings → Brazil → Set Tax Type as Statistical for Specific Scenarios


These settings allow customers to ensure that CBS and IBS amounts are treated as statistical and therefore excluded from the Nota Fiscal total calculations.


< 


Change View "Set Tax Type as Statistical for Specific Sc.": Overview


▼


New Entries

















More ▼

Set Tax Type as Statistical for Specific Scenarios

	N...	Description	N...	Description	Tax...	Description
<input type="checkbox"/>	E1	Nota Fiscal Incoming	1	Standard Item	ZCB1	Deductible CBS
<input type="checkbox"/>	E1	Nota Fiscal Incoming	1	Standard Item	ZCB2	Non-deductible CBS
<input type="checkbox"/>	E1	Nota Fiscal Incoming	1	Standard Item	ZCB3	Payable CBS
<input type="checkbox"/>	E1	Nota Fiscal Incoming	1	Standard Item	ZI1M	Deductible Municipal IBS
<input type="checkbox"/>	E1	Nota Fiscal Incoming	1	Standard Item	ZI1S	Deductible State IBS
<input type="checkbox"/>	E1	Nota Fiscal Incoming	1	Standard Item	ZI2M	Non-deductible Municipal IBS
<input type="checkbox"/>	E1	Nota Fiscal Incoming	1	Standard Item	ZI2S	Non-deductible State IBS
<input type="checkbox"/>	E1	Nota Fiscal Incoming	1	Standard Item	ZI3M	Payable Municipal IBS
<input type="checkbox"/>	E1	Nota Fiscal Incoming	1	Standard Item	ZI3S	Payable State IBS

GLOBAL NEXT CONFIGURATION INSTRUCTIONS

Determine Condition Type for Taxes

This configuration path in ONESOURCE Indirect Tax (IDT) is used to define and manage condition types for tax determination. The /IDT/DETER_COND_TYPE view enables customers to specify which condition types should be considered during tax calculation processes, ensuring accurate mapping between SAP pricing procedures and ONESOURCE tax logic.

T-CODE	PATH
/IDT/DETER_COND_TYPE	ONESOURCE Indirect Tax → Customer Setup and Extensions → Basic Setup at Install → /IDT/DETER_COND_TYPE

To enable proper tax determination for CBS (Contribution on Goods and Services), create new entries that associate the CBS authority type with the appropriate condition types within the configuration view:

ROUTE NAME	CNTRY GRP	COMP. CODE	NATURE OF TAX	ERP TAX CODE	AUTH TYPE	COND. TYPE	DESCRIPTION
/IDT/ROUTE_GROUP_PURCHASING	BR	*	P	*	CBS	ZCB1	IDT CBS Deductible
/IDT/ROUTE_NON_GROUP_DOC_LIV	BR	*	P	*	CBS	ZCB1	IDT CBS Deductible

/IDT/ROUTE_NON_GROUP_DOC_SES	BR	*	P	*	CBS	ZCB1	IDT CBS Deductible
/IDT/ROUTE_GROUP_SALES	BR	*	P	*	CBS	ZCB1	IDT CBS Deductible
/IDT/ROUTE_GROUP_BILLING_GEN	BR	*	P	*	CBS	ZCB1	IDT CBS Deductible
/IDT/ROUTE_GROUP_DELIVERY	BR	*	P	*	CBS	ZCB1	IDT CBS Deductible
/IDT/ROUTE_UPDATE_AUDIT_DB	BR	*	P	*	CBS	ZCB1	IDT CBS Deductible
/IDT/ROUTE_GROUP_PURCHASING	BR	*	P	*	CBS	ZCB2	IDT CBS N-Deductible
/IDT/ROUTE_GROUP_PURCHASING	BR	*	P	*	CBS	ZCB3	IDT CBS Payable
/IDT/ROUTE_NON_GROUP_DOC_LIV	BR	*	P	*	CBS	ZCB2	IDT CBS N-Deductible
/IDT/ROUTE_NON_GROUP_DOC_LIV	BR	*	P	*	CBS	ZCB3	IDT CBS Payable
/IDT/ROUTE_NON_GROUP_DOC_SES	BR	*	P	*	CBS	ZCB2	IDT CBS N-Deductible
/IDT/ROUTE_NON_GROUP_DOC_SES	BR	*	P	*	CBS	ZCB3	IDT CBS Payable
/IDT/ROUTE_GROUP_SALES	BR	*	P	*	CBS	ZCB2	IDT CBS N-Deductible
/IDT/ROUTE_GROUP_SALES	BR	*	P	*	CBS	ZCB3	IDT CBS Payable
/IDT/ROUTE_GROUP_BILLING_GEN	BR	*	P	*	CBS	ZCB2	IDT CBS N-Deductible
/IDT/ROUTE_GROUP_BILLING_GEN	BR	*	P	*	CBS	ZCB3	IDT CBS Payable

/IDT/ROUTE_GROUP_DELIVERY	BR	*	P	*	CBS	ZCB2	IDT CBS N-Deductible
/IDT/ROUTE_GROUP_DELIVERY	BR	*	P	*	CBS	ZCB3	IDT CBS Payable
/IDT/ROUTE_UPDATE_AUDIT_D B	BR	*	P	*	CBS	ZCB2	IDT CBS N-Deductible
/IDT/ROUTE_UPDATE_AUDIT_D B	BR	*	P	*	CBS	ZCB3	IDT CBS Payable

To enable proper tax determination for IBS (Tax on Goods and Services), create new entries that associate the IBS authority type with the appropriate condition types within the configuration view:

ROUTE NAME	CNTRY GRP	COMP. CODE	NATURE OF TAX	ERP TAX CODE	AUTH TYPE	COND. TYPE	DESCRIPTION
/IDT/ROUTE_GROUP_PURCHA SING	BR	*	P	*	IBS	ZHS	IDT IBS State Deduct
/IDT/ROUTE_NON_GROUP_DO C_LIV	BR	*	P	*	IBS	ZHS	IDT IBS State Deduct
/IDT/ROUTE_NON_GROUP_DO C_SES	BR	*	P	*	IBS	ZHS	IDT IBS State Deduct
/IDT/ROUTE_GROUP_SALES	BR	*	P	*	IBS	ZHS	IDT IBS State Deduct
/IDT/ROUTE_GROUP_BILLING_ GEN	BR	*	P	*	IBS	ZHS	IDT IBS State Deduct
/IDT/ROUTE_GROUP_DELIVERY	BR	*	P	*	IBS	ZHS	IDT IBS State Deduct
/IDT/ROUTE_UPDATE_AUDIT_D B	BR	*	P	*	IBS	ZHS	IDT IBS State Deduct
/IDT/ROUTE_GROUP_PURCHA SING	BR	*	P	*	IBS	ZI2S	IDT IBS State N-Dedu
/IDT/ROUTE_GROUP_PURCHA SING	BR	*	P	*	IBS	ZI3S	IDT IBS State Pay

/IDT/ROUTE_NON_GROUP_DOC_LIV	BR	*	P	*	IBS	ZI2S	IDT IBS State N-Dedu
/IDT/ROUTE_NON_GROUP_DOC_LIV	BR	*	P	*	IBS	ZI3S	IDT IBS State Pay
/IDT/ROUTE_NON_GROUP_DOC_SES	BR	*	P	*	IBS	ZI2S	IDT IBS State N-Dedu
/IDT/ROUTE_NON_GROUP_DOC_SES	BR	*	P	*	IBS	ZI3S	IDT IBS State Pay
/IDT/ROUTE_GROUP_SALES	BR	*	P	*	IBS	ZI2S	IDT IBS State N-Dedu
/IDT/ROUTE_GROUP_SALES	BR	*	P	*	IBS	ZI3S	IDT IBS State Pay
/IDT/ROUTE_GROUP_BILLING_GEN	BR	*	P	*	IBS	ZI2S	IDT IBS State N-Dedu
/IDT/ROUTE_GROUP_BILLING_GEN	BR	*	P	*	IBS	ZI3S	IDT IBS State Pay
/IDT/ROUTE_GROUP_DELIVERY	BR	*	P	*	IBS	ZI2S	IDT IBS State N-Dedu
/IDT/ROUTE_GROUP_DELIVERY	BR	*	P	*	IBS	ZI3S	IDT IBS State Pay
/IDT/ROUTE_UPDATE_AUDIT_DB	BR	*	P	*	IBS	ZI2S	IDT IBS State N-Dedu
/IDT/ROUTE_UPDATE_AUDIT_DB	BR	*	P	*	IBS	ZI3S	IDT IBS State Pay
/IDT/ROUTE_GROUP_PURCHASING	BR	*	P	*	IBS	ZI1M	IDT IBS Munic Deduct
/IDT/ROUTE_GROUP_PURCHASING	BR	*	P	*	IBS	ZI2M	IDT IBS Munic N-Dedu
/IDT/ROUTE_GROUP_PURCHASING	BR	*	P	*	IBS	ZI3M	IDT IBS Munic Pay

/IDT/ROUTE_NON_GROUP_DO C_LIV	BR	*	P	*	IBS	Z1M	IDT IBS Munic Deduct
/IDT/ROUTE_NON_GROUP_DO C_LIV	BR	*	P	*	IBS	ZI2M	IDT IBS Munic N-Dedu
/IDT/ROUTE_NON_GROUP_DO C_LIV	BR	*	P	*	IBS	ZI3M	IDT IBS Munic Pay
/IDT/ROUTE_NON_GROUP_DO C_SES	BR	*	P	*	IBS	Z1M	IDT IBS Munic Deduct
/IDT/ROUTE_NON_GROUP_DO C_SES	BR	*	P	*	IBS	ZI2M	IDT IBS Munic N-Dedu
/IDT/ROUTE_NON_GROUP_DO C_SES	BR	*	P	*	IBS	ZI3M	IDT IBS Munic Pay
/IDT/ROUTE_GROUP_SALES	BR	*	P	*	IBS	Z1M	IDT IBS Munic Deduct
/IDT/ROUTE_GROUP_SALES	BR	*	P	*	IBS	ZI2M	IDT IBS Munic N-Dedu
/IDT/ROUTE_GROUP_SALES	BR	*	P	*	IBS	ZI3M	IDT IBS Munic Pay
/IDT/ROUTE_GROUP_BILLING_ GEN	BR	*	P	*	IBS	Z1M	IDT IBS Munic Deduct
/IDT/ROUTE_GROUP_BILLING_ GEN	BR	*	P	*	IBS	ZI2M	IDT IBS Munic N-Dedu
/IDT/ROUTE_GROUP_BILLING_ GEN	BR	*	P	*	IBS	ZI3M	IDT IBS Munic Pay
/IDT/ROUTE_GROUP_DELIVERY	BR	*	P	*	IBS	Z1M	IDT IBS Munic Deduct
/IDT/ROUTE_GROUP_DELIVERY	BR	*	P	*	IBS	ZI2M	IDT IBS Munic N-Dedu
/IDT/ROUTE_GROUP_DELIVERY	BR	*	P	*	IBS	ZI3M	IDT IBS Munic Pay

/IDT/ROUTE_UPDATE_AUDIT_D B	BR	*	P	*	IBS	Z1M	IDT IBS Munic Deduct
/IDT/ROUTE_UPDATE_AUDIT_D B	BR	*	P	*	IBS	ZI2M	IDT IBS Munic N-Dedu
/IDT/ROUTE_UPDATE_AUDIT_D B	BR	*	P	*	IBS	ZI3M	IDT IBS Munic Pay

SAMPLE TRANSACTIONS

End to end Sales process with Brazilian Standard Order

STEP	EXPECTED RESULT
Create standard sales order for Brazilian plant and customer.	Sales order created with CBS and IBS calculated
Create delivery, perform PGI	Delivery document created and PGI done.
Create Billing	Billing documents created with CBS and IBS calculated
View Journal Entry	Accounting document created with CBS and IBS postings.
View Nota Fiscal	Nota Fiscal created with CBS and IBS calculated

A standard sales order for Brazilian plant and customer created:

CBS and IBS were calculated under conditions ZCB1 and ZI1S:

SAP Display Standard Order BR 7732: Item Data

Sales Document Item: 10 Item Category: TBN Standard Item BR
Material: S-1200 Onesource Material for Brazil

Sales A Sales B Shipping Billing Document Country **Conditions** Account Assignment Schedule lines

Quantity: 10 EA Net: 10,000.00 BRL
Tax: 4,575.49

Condition Record Analysis Update

Pricing Elements

	I...	CnTy	Description	Amount	Crcy	per	Uo...	Condition Value	Curr.	Status	Nur
<input type="checkbox"/>	ZBIP		Brazil IPI	12.000	%			1,656.20	BRL		
<input checked="" type="checkbox"/>	ZCB1		Brazil CBS	0.900	%			90.00	BRL		
<input checked="" type="checkbox"/>	ZI1S		Brazil IBS Sao Paulo	0.100	%			10.00	BRL		
				1,457.55	BRL		1 EA	14,575.49	BRL		
				1,457.55	BRL		1 EA	14,575.49	BRL		
<input type="checkbox"/>	VPRS		Internal price	1,000.00	BRL		1 EA	10,000.00	BRL		

CBS/IBS Tax Situation determined:

SAP Display Standard Order BR 7732: Item Data

Sales Document Item: 10 Item Category: TBN Standard Item BR
Material: S-1200 Onesource Material for Brazil


Sales A Sales B Shipping Billing Document **Country** Conditions Account Assignment Schedule lines Part

Tax Code: CFOP: 6102/AA

ICMS Text: IC0 Due for ICMS (no message)
IPI Text: IP0 Due for IPI (no message)
Law ISS: Law COFINS: Law PIS:

Tax Sitn. CBS/IBS: **B01** Tributação integral

Create delivery document.

< 

Outbound Delivery 80000577 Display: Overview

More

Outbound Deliv.: 80000577

Document Date: 07/23/2025

Ship-to Party: 7001

Auto Services Ltd, 1234, rio de jenario - RJ, 20000-000, Brazil

Item Overview

Picking

Loading

Shipment

Status Overview

Goods Movement Data

Planned GI: 07/25/2025

00:00...

BRAZIL

Total Weight: 10

KG

Actual GI Date: 07/23/2025

09:16


BRAZIL

No. of Packages: 0

All Items

Itm	Material	Deliv. Qty	Un	Description
<input type="checkbox"/> 10	S-1200	10	EA	Onesource Material for Brazil

Create Billing

< 

Nota Fiscal 90003459 (F2B) Display: Overview of Billing Items

More

Nota Fiscal

90003459

Net Value: 10,000.00

BRL

Payer: 7001

Auto Services Ltd, 1234, rio de jenario - RJ, 20000-000, Brazil

Billing Date: 07/23/2025

Item	Material	Item Description	Billed Quantity	SU	Ne
<input type="checkbox"/> 10	S-1200	Onesource Material for Brazil		10 EA	

CBS and IBS calculated at Billing Document:

SAP Nota Fiscal 90003459 (F2B) Display: Item Data

Item: 10 Created By: LUIZB
 Item Category: TBN Created On: 07/23/2025 Time: 12:26:32
 Material: S-1200 Onesource Material for Brazil
 Batch:

Item Detail Item Partners **Conditions** Item Texts PO Data Brazil

Condition Record Analysis Update

Pricing Elements

	I...	CnTy	Description	Amount	Crcy	per	Uo...	Condition Value	Curr.	Status	Nur
<input checked="" type="checkbox"/>	■	ZCB1	Brazil CBS	0.900 %				90.00	BRL		
<input checked="" type="checkbox"/>	■	ZI1S	Brazil IBS Sao Paulo	0.100 %				10.00	BRL		
				1,457.55	BRL		1 EA	14,575.49	BRL		

Tax Situation determined at Billing Document:

SAP Nota Fiscal 90003459 (F2B) Display: Item Data

Item: 10 Created By: LUIZB
 Item Category: TBN Created On: 07/23/2025 Time: 12:26:32
 Material: S-1200 Onesource Material for Brazil
 Batch:

Item Detail Item Partners Conditions Item Texts PO Data **Brazil**

Tax Control

Tax Code: ICMS Law: IC0 ISS Law: COFINS Law:
 CFOP: 6102/AA IPI Law: IP0 PIS Law:
 Tax Sitn. CBS/IBS: B01

Post to accounting is optional.

© 2025 Thomson Reuters

View Nota Fiscal

<

SAP

Display Nota Fiscal Outgoing 38

More

Customer: 7001

21.639.372/0001-32: Auto Services Ltd

NF Number: 0

1

Form: NF01

Form 01 (saidas)

Document date: 07/23/2025

Posting date: 07/23/2025

Overview

Total Values

Partners

Messages

Transport

Financial data

Administration

NF-e Data

Tax Type	Tax gro...	Description	Base amount	Tax value	Excluded base	Other base
ZCB1	CBS	Deductible CBS	10,000.00	90.00	0.00	0.00
ZBC0	COFI	IDT COFINS	11,019.28	837.47	0.00	0.00
ZI1S	IBSS	Deductible State I...	10,000.00	10.00	0.00	0.00
ZBIC	ICMS	IDT ICMS	10,000.00	1,800.00	0.00	0.00
ZBPI	PIS	IDT PIS	11,019.28	181.82	0.00	0.00

<

SAP

Display Nota Fiscal Outgoing 38: Item 10

More

Customer: 700121.639.372/0001-32: Auto Services Ltd

NF Number: 01

Item

Taxes

Item Messages

Material: S-1200Onesource Material for Brazil

Value: 14,475.49

Tax sit. ICMS: Liable to ICMS

Tax sit. IPI: Due for IPI

Taxes

	Tax Type	Description	Tax gro...	Base amount	Tax Rate	Tax value	Excluded base	Other base	Tax base	Stat.
<input checked="" type="checkbox"/>	ZCB1	Deductible CBS	CBS	10,0...0.00	0.90	90.00	0.00	0.00	0.00	
<input type="checkbox"/>	ZBCO	IDT COFINS	COFI	11,0...9.28	7.60	837.47	0.00	0.00	0.00	
<input checked="" type="checkbox"/>	ZI1S	Deductible State I...	IBSS	10,0...0.00	0.10	10.00	0.00	0.00	0.00	
<input type="checkbox"/>	ZBIC	IDT ICMS	ICMS	10,0...0.00	18.00	1,800.00	0.00	0.00	0.00	
<input type="checkbox"/>	ZBPI	IDT PIS	PIS	11.0...9.28	1.65	181.82	0.00	0.00	0.00	

End to end Purchase process with Brazilian Standard Purchase Order

STEP	EXPECTED RESULT
Create standard purchase order for Brazilian plant and vendor	Purchase order created with CBS and IBS calculated
Create Invoice	Invoice document created with CBS and IBS calculated
View Journal Entry	Accounting document created with CBS and IBS postings.
Create Nota Fiscal	Nota Fiscal created with CBS and IBS calculated

Create standard purchase order.

<

Standard PO 4500003497 Created by CLAYTONP

Document Overview On

Messages

Personal Setting

More >

Exit

Standard PO

4500003497

Supplier:

7002 Brzil Customer 2

Doc. Date:

07/11/2025

Header

S...

Itm

A

I

Material

Short Text

PO Quantity

OUn

C

Deliv. Date

Net Price

Curren...

Per

10

S-1200

Onesource Material for Brazil

1 EA

D

07/11/2025

1,000.00 BRL

1

Add Planning

Item: [10] S-1200 , Onesource Material for Brazil

<

>

Material Data

Quantities/Weights

Delivery Schedule

Delivery

Invoice

Conditions

Brazil

Purchase Order History >

Quantity: 1 EA

Net: 1,000.00 BRL

Condition Record

Analysis

Update

Pricing Elements

I...	CnTy	Description	Amount	Crcy	per	Uo...	Condition Value	Curr.	Status	NumCC
<input checked="" type="checkbox"/>	ZCB1	Brazil CBS	0.900	%			9.00	BRL		
<input checked="" type="checkbox"/>	ZI1S	Brazil IBS Sao Paulo	0.100	%			1.00	BRL		
		Actual Value	1,384.57	BRL		1 EA	1,384.57	BRL		
<input type="checkbox"/>	SKT0	Cash Discount	0.000	%			0.00	BRL		

Create Invoice

<

Display Invoice Document 5105602408 2025

Show PO structure

Follow-On Documents ...

Nota Fiscal

More >

Exit

Invoice date: 07/11/2025

Posting Date: 07/11/2025

Amount: 1,384.57 BRL

Tax Amount: 384.57

Bus.Place/Sectn:

Text:

Paymt terms: Due immediately

Reference: 3497

☒ Calculate Tax

11 (Input driver)

Brzil Customer 2

587 SW Hogan st

SAO PAULO - SP

04578-000

PO Reference

Material

Layout: * All information

Item	Amount	Quantity	Or...	Purchase order	Item	PO Text	Tax Code
1	1,000.00	1 EA		4500003497	10	Onesource Material for Brazil	I1 (In...

© 2025 Thomson Reuters

Thomson
Reuters™

SAP

Display Document: Data Entry View

<
Document Number: 5100000017
Company Code: BR01
Fiscal Year: 2025

Document Date: 07/11/2025
Posting Date: 07/11/2025
Period: 7

Reference: 3497
Cross-Comp.No.:

Currency: BRL
Texts Exist: ☐
Ledger Group:

🔍
☰
☷
🔍
🔍
⏵
Σ
½
🖨
📄
🔄
⚙️
ℹ️

CoCd	Item	PK	SC Account	Description	Amount	Crcy	Tx	Tax Jurisdiction
BR01	4	40	468008	COFINS	104.47	BRL	I1	
BR01	5	40	468009	ICMS	247.42	BRL	I1	
BR01	6	40	468006	CBS	9.00	BRL	I1	
BR01	7	40	468005	IBS	1.00	BRL	I1	

View Nota Fiscal

<

SAP

Display Nota Fiscal Incoming 32: Item 10

More

Vendor: 7002

21.639.372/0001-32: Brzil Customer 2

NF-e Number: 000000013

1

Item

Taxes

Item Messages

Material: S-1200

Value: 1,000.00

Tax sit. ICMS:

Tax sit. IPI:

Taxes

	Tax Type	Description	Tax group	Base amount	Tax Rate	Tax value	Excluded base	Other base	Tax base	Stat.Tax
<input checked="" type="checkbox"/>	ZCB1	Deductible CBS	CBS	1,000...00	0.90	9.00...	0...00	0...00	0.00	<input type="checkbox"/>
<input type="checkbox"/>	ZBCO	IDT COFINS	COFI	1,374...57	7.60	104.47...	0...00	0...00	0.00	<input type="checkbox"/>
<input checked="" type="checkbox"/>	ZI1S	Deductible State I...	IBSS	1,000...00	0.10	1.00...	0...00	0...00	0.00	<input type="checkbox"/>
<input type="checkbox"/>	ZBIC	IDT ICMS	ICMS	1,374...57	18.00	247.42...	0...00	0...00	0.00	<input type="checkbox"/>
<input type="checkbox"/>	ZBPI	IDT PIS	PIS	1,374...57	1.65	22.68...	0...00	0...00	0.00	<input type="checkbox"/>

© 2025 Thomson Reuters

Thomson Reuters™