

ONESOURCE INDIRECT TAX INTEGRATION FOR SAP GOODS MOVEMENT

INSTALLATION AND CONFIGURATION GUIDE

PRODUCT VERSION 2.0.0.2

Document Version 2

© 2016 Thomson Reuters/ONESOURCE. All Rights Reserved. Proprietary and confidential information of Thomson Reuters. Disclosure, use, or reproduction without the written authorization of Thomson Reuters is prohibited. In compliance with the license agreements for the Open Source Libraries leveraged by Thomson Reuters, our customers can obtain copies of these libraries by contacting Technical Support at <https://www.onesourceidtsupport.com>.

The software documented within is Patent Pending in the United States.

DOCUMENT HISTORY

Version Number	Version Date	Summary
v1	January 29, 2016	<p>Added new configuration transport to be installed after installing Global Next 6.4 release.</p> <p>Also added is the Platform Information section and Product Version section.</p>
v2	March 10, 2016	<p>Added new configuration transport to be installed after installing Global Next 6.4 release.</p> <p>Fixed some typos.</p>

Table of Contents

Introduction	1
Welcome to ONESOURCE Indirect Tax Integration for SAP Goods Movement	1
Who Should Read This Guide?	1
Prerequisites.....	1
System Prerequisites	2
Scope of This Solution.....	3
Resources.....	3
Support Protocol.....	4
Style Conventions.....	5
Application Overview.....	6
Purpose and Benefits	6
Business Process	6
Process Flow	7
Architecture Overview	9
The ONESOURCE Indirect Tax Suite.....	9
Platform Information	12
End of Life.....	12
Platform Information	12
Tested Platform Combinations	13
Installing Integration	14
Pre-Installation Steps	14
Downloading the Software	14
Downloading the Documentation	14
System Preparations.....	14
Installing the SAP Transport Objects.....	15
Use of New Authorization Objects and Roles	15
Adding User Menu to a Role	16
Configuration	18
SAP Setup	18
Creating a New Tax Code.....	18
General Ledger Accounts	19
Assigning Tax Accounts to the New Tax Code.....	20
Determination Setup	21
Tax Code Qualifier	21
Goods Movement Setup.....	22
Route Configuration	22
FI Control Process	22
Flexible Field Mappings	23
Address Mapping	24
Product Version.....	24
Goods Movement User Menu	25

Process Goods Movement	27
Running the Program	27
Selecting Parameters	28
Entering Data Selection Parameters.....	28
Entering the Posting Parameters for G/L and ONESOURCE Indirect Tax Audit	
Update Parameters.....	29
Entering the ALV Selection Parameter	30
Additional Order Movement Types	30
Report Display	31
Tax Booking Results Screen.....	31
Report Drilldowns	32
Original Financial Document Drilldown	33
Material Document Drilldown	33
Tax Accrual Document Drilldown	34
Tax Details Drilldown	34
Determination Audit	36
Appendix 1: References	37
List of Journeys.....	37
List of Routes	37
Configuration Table	38
Reserved Attributes	38
List of Transaction Codes	38
Program Component Descriptions	38
Appendix 2: Optional BAdI That can be Instantiated.....	41
/IDT/BADI_GM_JE_POST.....	41
/IDT/BADI_GM_CUSTOM_ADDRESS.....	41

INTRODUCTION

WELCOME TO ONESOURCE INDIRECT TAX INTEGRATION FOR SAP GOODS MOVEMENT

Corporations using SAP R/3 can improve their tax accuracy by integrating with the ONESOURCE Indirect Tax Integration for SAP Goods Movement transactions. Doing so enables fast, accurate use tax results and a complete audit trail from which you can generate both standard and custom reports, as well as information to assist in returns preparations. This integration is enabled by the ONESOURCE Indirect Tax Integration for SAP and the ONESOURCE Indirect Tax Integration for SAP Goods Movement, which is described in this guide.

The ONESOURCE Indirect Tax Integration for SAP Goods Movement solution enhances the existing SAP tax process to also calculate tax on certain goods movements within SAP that the ONESOURCE Integration for SAP interface does not consider to be tax-relevant. Once you install and configure the ONESOURCE Indirect Tax Integration for SAP Goods Movement solution, this major gap is closed.

This solution applies to the U.S. tax process only.

WHO SHOULD READ THIS GUIDE?

If you are responsible for overseeing setting up ONESOURCE Indirect Tax Integration for SAP Goods Movement, you will need to coordinate help from the following people:

- SAP Business Systems Analyst
- SAP Configuration Consultant
- SAP Technical Resource (ABAP Programmer)
- SAP Security Administrator
- Tax Professional

Make this guide available to each of these contributors to ensure you have a successful installation.

PREREQUISITES

For a seamless and successful deployment of Integration for SAP Goods Movement we assume you have installed Integration for SAP and reviewed the documents:

- User Guide
- Installation and Programmers Guide
- Configuration Guide

Then follow all instructions within this guide for the Goods Movement product:

- Installation and Configuration Guide

When working on Integration for SAP Goods Movement you must have a deep knowledge of the SAP tax features, covering all aspects of FI, MM, and SD and have spent significant time either as an expert configurator or consultant in these areas. Because the setup of tax integration with ONESOURCE Indirect Tax also includes technical work in the ABAP Workbench, such as data dictionary changes and ABAP coding, you must be able to understand and interpret these changes as well. We recommend that you assemble a team to implement this product because it requires both functional and technical input. Your team should include someone who thoroughly understands business requirements and processes, as well as someone who can implement the required software changes.

Please take the following into account before setting up the Integration for SAP Goods Movement:

- This guide assumes a fresh install of the Integration for SAP Goods Movement. Customers who are upgrading from a prior 1.x version of Integration for SAP Goods Movement should contact Thomson Reuters Indirect Tax Customer Support or Professional Services.
- Minimum SAP system version must be ECC 6.0, EHP 5. Please consult the Platform Information section for a list of tested platforms by Thomson Reuters.
- It is assumed that the persons who install, configure, and use the tax interface in SAP Goods Movement have some basic understanding of the overall ONESOURCE Indirect Tax Suite of products and how they interact with each other.

SYSTEM PREREQUISITES

The installation of the ONESOURCE Indirect Tax Integration for SAP Goods Movement places no new software or hardware requirements on either the system hosting SAP or that hosting ONESOURCE Indirect Tax Determination.

System	Requirements
SAP System	SAP ECC 6.0, EHP 5 or higher.
ONESOURCE Indirect Tax Determination	ONESOURCE Indirect Tax Determination version 5.5 or higher.
ONESOURCE Indirect Tax Integration for SAP	ONESOURCE Indirect Tax Integration for SAP 6.2.0.1 or higher.

SCOPE OF THIS SOLUTION

The ONESOURCE Indirect Tax Integration for SAP Goods Movement enhances the SAP tax interface capabilities by providing missing tax determination functionality. The solution has been developed within the following parameters:

- Goods movement transactions, such as MB1A or MIGO where goods are issued from inventory are covered.
- This solution applies to the U.S. tax processes only.
- Implementation of this solution might require you to re-evaluate the current taxability of your company's Purchases. Consider making all purchases, including inventory purchases, under a direct pay permit so that tax on goods movement will not lead to over-taxation. Otherwise, the initial purchase could be taxed and then the internal consumption could also be taxed using the Goods Movement functionality.
- The ONESOURCE Indirect Tax Integration for SAP Goods Movement considers the goods movement locations when calculating tax. The Ship From address is used as the source location of the movement and the Ship To address is the location to which the goods are moved to.
- Reciprocal tax is not addressed with this solution.

RESOURCES

Resource	Description
Customer Support	Look for answers in the Knowledge Base, or open a support ticket.
User Guide	This is an overview of the basic business processes and touch points as they relate to Sales and Use tax, as well as VAT scenarios in FI, SD, and MM. The target audiences are the Business Systems Analysts, Consultants, and Tax Professionals who setup the tax processes in SAP.
Installation and Programmers Guide	<p>This guide instructs on how to install the Integration for SAP. The target audience is the Basis person that will process the application of the transports to the SAP system and the ABAP programmers that will perform the required include statements within the user exits and other coding blocks. There is also discussion in this manual for the ABAP programmer regarding customization logic and how custom additions to the programs should be added to the system if needed in the future.</p> <p>Platform Information section is added which includes the information of support dates, QA testing platform.</p>
Configuration Guide	This guide instructs how to configure and setup SAP processes and the Integration for SAP to enable tax calculations to meet your unique requirements.

Resource	Description
Installation and Configuration Guide for SAP Goods Movement	<p>This guide instructs on how to install the Integration for SAP Goods Movement. The target audience is the Basis person that will process the application of the transports to the SAP system and the ABAP programmers that will perform the required include statements within the user exits and other coding blocks. There is also discussion in this manual for the ABAP programmer regarding customization logic and how custom additions to the programs should be added to the system if needed in the future.</p> <p>This guide also instructs how to configure and setup SAP processes and the Integration for SAP Goods Movement to enable tax calculations to meet your unique requirements.</p> <p>Platform Information section is added which includes the information of support dates, QA testing platform.</p>

SUPPORT PROTOCOL

The ONESOURCE Indirect Tax Integration for SAP Goods Movement is built, maintained, and owned by Thomson Reuters Tax & Accounting Indirect Tax. The business unit has a dedicated group of SAP Business Systems Analysts, ABAP Programmers, and Quality Assurance employees who have built this product. We follow SAP best practices, development standards, and strive to minimize the impact this solution will have on your SAP environment. With any 3rd party Add-On in SAP, the vendor providing the solution is responsible for support of that Add-On. In the case of an issue with the ONESOURCE Indirect Tax Integration for SAP Goods Movement please follow these simple steps to open a support ticket with Thomson Reuters:

1. Identify the potential issue and gather all necessary facts (log files, scenarios, configurations, screen prints).
2. Provide steps to reproduce the scenario leading to the issue.
3. Provide system environment information such as your SAP Version, EHP and SP level, as well as the Integration version.
4. Open a support ticket with Indirect Tax at <https://www.onesourceidtsupport.com>.

STYLE CONVENTIONS

Style conventions provide a guide as to how to interpret information.

Bold text indicates most user interface elements, such as:

- Data you are expected to enter, such as in a text field
- Pages, buttons, tabs, and field names
- Dialog boxes, drop-down lists, selections within lists, and check box titles
- Windows
- Menu items

Italic text indicates the following:

- File and folder names
- Software programming terminology and executable files
- Document titles

CAPITALIZED text indicates keyboard commands, such as ENTER, or database components.

Courier text indicates command-line input/output.

<brackets> indicate user entry. For example, <host> indicates you should replace the text and angle brackets with your server name.

Book titles are shown in italics and sections within a book are in quotation marks, such as “Tips and Tricks” in the *ONESOURCE Indirect Tax User Guide*.



Indicates suggestions or additional, detailed information.



Indicates important text that should be carefully reviewed before proceeding.

APPLICATION OVERVIEW

This chapter describes:

- The purpose and benefits of the ONESOURCE Indirect Tax Integration for SAP Goods Movement application
- A high-level overview of the business process flow
- A description of the program flow by which the process works

PURPOSE AND BENEFITS

The ONESOURCE Indirect Tax Integration for SAP Goods Movement application enables an organization using SAP to accurately and efficiently calculate, accrue, and record tax for SAP internal goods movements within the Material Management (MM) module.

This process provides features unavailable in SAP and allows SAP users to accurately manage their tax liability for selected post-purchase goods movements that affect the taxability of the products which are moved.

Once this solution is integrated with your SAP system, you can avoid the problem of underestimating tax liabilities on internal goods movements.

BUSINESS PROCESS

When a Purchase transaction is processed by SAP, it is possible to call Determination using the ONESOURCE Indirect Tax Integration for SAP. Determination takes into account all relevant transaction data elements to make a tax determination and calculation, and then returns the results to SAP. The ONESOURCE Indirect Tax Integration for SAP Goods Movement extends accurate tax determination capability to post-purchase transactions for previously purchased goods.

Post-purchase goods movements may result in transaction tax liability based on a change in intended usage or location of a product. This may be signified by certain data elements, including cost center, project or location. For example, a company may purchase inventory that is intended for use in production and eventual resale, which does not trigger a use tax liability at the time of purchase. When the company later decides to move some of this inventory for its own internal consumption, this may trigger the need to calculate use tax for the product.

These movements may be identified by one of the following:

- Transfer to a cost center
- Transfer to a project
- Transfer of stock to fixed asset
- Stock scrapping
- Transfer to orders like service orders or internal orders

Such goods movement transactions would have tax consequences based on the final purpose and location of usage.

General Functional Information:

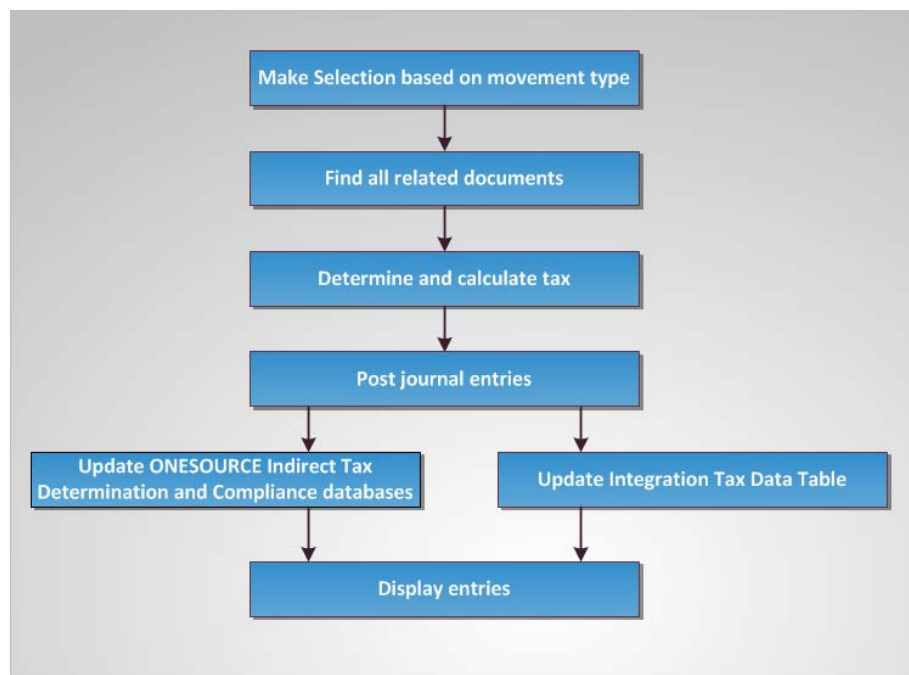
- The ONESOURCE Indirect Tax Integration for SAP Goods Movement was built to accrue tax on goods movements entered with SAP transactions, such as MB1A or MIGO, where goods are issued from inventory.
- It should be run at each period close to accrue tax on internal goods movements.
- The **Parameter Selection** page enables users to specify which movement types they want to consider.
- Always run the program in test mode first to analyze the proposed tax accruals.
- You can schedule the program as a batch job and therefore have it execute automatically in the background.

PROCESS FLOW

The ONESOURCE Indirect Tax Integration for SAP Goods Movement provides a user interface and a process for properly identifying, and then posting, the correct tax. The tax is based on the characteristics of the goods movement activity. The Integration is an ABAP object-oriented program that can:

- Identify specific goods movement's transactions
- Determine and calculate tax with ONESOURCE Indirect Tax Determination
- Post journal entries in SAP to accrue the estimated tax
- Update the Determination Audit and Compliance Database and the SAP external tax tables
- Display the results in a custom SAP report

The following diagram describes the goods movement process:



The ONESOURCE Indirect Tax Integration for SAP Goods Movement was built to maximize the synchronization of SAP with ONESOURCE Indirect Tax Determination. When a tax accrual is booked in SAP, ONESOURCE Indirect Tax Determination audit database is also updated.

Conversely, if ONESOURCE Indirect Tax Determination audit database cannot be updated, the SAP accrual will not be booked.

The ONESOURCE Indirect Tax Integration for SAP Goods Movement makes use of the SOAP (Simple Object Access Protocol) provided by SAP to communicate with ONESOURCE Indirect Tax Determination to calculate tax and update the ONESOURCE Indirect Tax Determination system.

The standard SAP BAPI function, **BAPI_ACC_DOCUMENT_POST**, is used to post the tax accruals to SAP. A “double” **COMMIT** function ensures that the SAP GL and Tax Data tables as well as the ONESOURCE Indirect Tax Determination audit tables are updated.

Integration for SAP Goods Movement utilizes the integration framework of the Integration for SAP, such as:

- Flexible Field Mapper
- Address Mappings
- Ability to add custom fields to the /IDT/D_TAX_DATA table
- Logging framework and configurations
- SOAP Proxy setup

ARCHITECTURE OVERVIEW

ONESOURCE Indirect Tax Integration for SAP Good Movement is now a part of the Indirect Tax Suite of products that can be used for global tax calculation and compliance. With the 2.0.0.0 release it is now woven into the architecture and framework of the new Integration 6.x product using the new SOAP interface and uses many of the same tables and connection logic used in Integration 6.x. New tables are added that are specific to the Goods Movement transaction selection logic and GM specific functions are available via a new Goods Movement menu within the ONESOURCE user menu.

ONESOURCE Indirect Tax Suite of products is made up of the following components:

Integration:

ONESOURCE Indirect Tax Integration seamlessly connects your ERP system to Determination for tax calculations and appropriate return of tax results to the ERP for invoice printing and posting to the General Ledger. Integrations are developed and maintained in-house by a team of Thomson Reuters Business Systems Analysts, Developers, and Quality Assurance employees providing the most advanced tax engine determination capability and compliance returns processing globally. Our solution can be fully assimilated into any of your existing businesses, e-commerce, or financial systems using our open

integration architecture. Tax calculation calls can be easily inserted into existing system workflows and processes to deliver real-time or batch solutions with accurate tax results.

Goods Movement:

Goods Movement is an Add-on to the ONESOURCE Indirect Tax Integration for SAP 6.x product taking advantage of the new architecture and new table logic now used for global tax. This module is written in ABAP and included within our IDT namespace within SAP in order to provide U.S. use tax accrual calculation on selected movement transaction that are not covered as part of the Integration 6.x logic. Users that are processing a U.S. company code on Integration 6.x version can now integrate their accrual entries for material movements using Goods Movement 2.0.0.0. Users that are processing a U.S. company code on prior 5.x version Integrations will still use Goods Movement 1.0.2.0 for their use tax accrual on material movements.

Determination:

ONESOURCE Indirect Tax Determination enables companies to consolidate their global tax policy in one central location. All enterprise-wide applications can use a single scalable instance of Determination and still deliver business-specific tax policy across multiple-business systems. Fully integrated to all your financial applications, Determination enables the passing of transaction data from the financial system to the tax engine, and returns transaction taxes in real time for fast, reliable, and accurate indirect tax determination. We offer fully supported standard Oracle and SAP integrations, as well as custom integrations via our tax calculation web service.

Tax Certificate Manager:

ONESOURCE Indirect Tax Certificate Manager is a solution for the precise tracking, validating, and governing of exemption certificates. As part of ONESOURCE, it provides integration to our ONESOURCE Indirect Tax Determination software that allows for the export of customers and exemption certificates. ONESOURCE Indirect Tax Certificate Manager improves efficiency in all aspects of the burdensome exemption certificate lifecycle by reducing operating costs, mitigating risk, and increasing accuracy. ONESOURCE Indirect Tax Certificate Manager reduces audit exposure and assessments while empowering you with full control of the exemption certificate process to maintain Sarbanes-Oxley compliance.

Reporting:

ONESOURCE Indirect Tax Reporting software provides fast, accurate, and flexible reporting that's fully integrated with our ONESOURCE Indirect Tax global software suite to support your global compliance, reconciliation, and data analysis processes. An easy-to-use interface provides a library of over 40 production-ready reports that can deliver the most relevant data in a few simple clicks. Drill-down capabilities provide a way for you to quickly explore the underlying data details, all the way down to the lowest level individual authority taxes. Our summary-level or detail-level reports allow you to choose the type of report data that best meets your immediate tax data needs in the most efficient way possible.

Compliance for US:

Regardless of location or industry, Sales & Use Tax Compliance has the forms required to meet your needs. It provides over 600 signature-ready state and local returns that are facsimiles of the official forms. Returns and schedules include sales, seller's use, consumer's use, and rental tax forms for all applicable states, as well as the District of Columbia. Industry-specific food and beverage returns are also included. In addition, more than 70 electronic returns are available and accepted in over 25 states. Sales & Use Tax Compliance is one of the market leaders in e-filing support. Thomson Reuters continues to work directly with state taxing authorities to ensure full compliance for each state's unique electronic filing requirements. The software also goes beyond borders to include the returns required for tax compliance in both Canada and Puerto Rico.

Compliance for VAT:

ONESOURCE Indirect Tax's flexibility accommodates your distinct VAT compliance requirements, while maintaining a robust risk management framework. It enables automated data collection and entry in a number of ways to ensure data integrity from numerous data sources. We maintain and update the latest tax rules, which enable you to focus on your indirect tax compliance rather than the implications of changing regulations using our solution maps and your company's unique in-house knowledge into the compliance process. We can reduce risk and assist with succession planning. Our VAT compliance solution has inbuilt and maintained VAT logic, automated VAT returns from data taken directly from financial systems and has detailed exception reporting embedded in the ONESOURCE software. It has a full audit trail of data from the return back to the source, and HMRC-approved XML e-filing capability.

PLATFORM INFORMATION

END OF LIFE

Product Release	Release Date	Mainstream Support Expires	Extended Support Expires	Comment
1.0.2.0	May 2011	October 31, 2013	January 31, 2017	Compatible with ONESOURCE Indirect Tax Integration for SAP Basic or Enhanced.
2.0.x.x	Dec 2014	June 30, 2018	June 30, 2019	Compatible with ONESOURCE Indirect Tax Integration for SAP 6.x (Global Next).

PLATFORM INFORMATION

	ONESOURCE Indirect Tax Integration for SAP Goods Movement 2.0.0.0	ONESOURCE Indirect Tax Integration for SAP Goods Movement 1.0.2.0
Dependencies		
	TaxCalculationService 2011-09-01 Requires Determination 5.5 or greater	XML Schema Version G (5.0.x.x)
ONESOURCE Integration		
	Requires the Integration for SAP 6.x	Requires the Integration for SAP B/E 5.x
	US only	US only
SAP-JCo, SRM/EBP		
	Uses SAP Internet Communication Framework with SOAP CRM/SRM/EBP/HANA not supported	JVM and SAP JCo dependent on version of ONESOURCE Indirect Tax Integration for SAP CRM/SRM/EBP not supported Not yet compatible with 6.x

		Integration
--	--	-------------

TESTED PLATFORM COMBINATIONS

ONESOURCE Indirect Tax Integration for SAP Goods Movement Version	ONESOURCE Indirect Tax Integration for SAP Version	SAP ERP Release Version	ONESOURCE Indirect Tax Determination Version
1.0.2.0	5.1.0.0	ECC 6.0 EHP4	5.2.0.0
2.0.0.0	6.2.0.1	ECC 6.0 EHP5	5.5.1.0

INSTALLING INTEGRATION

PRE-INSTALLATION STEPS

Before you can start with the actual installation and configuring of Goods Movement program you will need to perform some preparations. This chapter outlines these steps.

DOWNLOADING THE SOFTWARE

To download and install Integration, retrieve the *ONESOURCEIDTIntegrationSAPGM_xxxx.zip* file from the Customer Center:

1. Open **Microsoft Internet Explorer** and navigate to [Customer Center](#).
2. Log on using the **Username** and **Password** assigned by Customer Support.
3. Find Integration for SAP Goods Movement in the Available Products list and verify that Installed Version is set to "**None**".
4. Click **Download** for Integration for SAP Goods Movement.
5. Save the file.
6. Unzip the *ONESOURCEIDTIntegrationSAPGM_xxxx.zip* file.

DOWNLOADING THE DOCUMENTATION

The latest documentation files are available in the Thomson Reuters Knowledge Base.

- 1) Open **Microsoft Internet Explorer** and navigate to the [Knowledge Base](#).
- 2) Log on using the **Username** and **Password** assigned by Customer Support.
- 3) Select the document file(s) relevant to your task and save them locally to your system.



It might be best to create a new directory *ONESOURCEIDTIntegrationSAPGM_<version>*, where version is the release number of the product documentation downloaded. Then save all documents into that one folder.

SYSTEM PREPARATIONS

Before you import the provided SAP transports make sure you have an SAP system dedicated for installation of Integration. It is highly recommended to do the first import into a Sandbox or Development system. Never import directly into a Production system.

To successfully install Integration and test communication with a tax engine, Determination has to be installed as well. Make sure you have Determination installed and configured.

Consult the Platform Information to make sure you have the proper version prerequisites met.

INSTALLING THE SAP TRANSPORT OBJECTS

Thomson Reuters provided transports will need to be imported into the clients Development system to setup ONESOURCE Indirect Tax Integration for SAP Goods Movement. All of our objects are in the Thomson Reuters Indirect Tax name space /IDT/. We do not change any customer owned objects.

All Thomson Reuters delivered code and objects are in the /IDT/ name space. None of our transports will directly update SAP owned objects, user-exits, or similar.



This install document assumes a fresh install of Integration. If you are installing this new version into an environment with our prior version 1.x Integration already installed please contact Thomson Reuters Professional Services to assist you in the upgrade.

Import the provided transports in the following order:

Transport	Content
DO3K902676	Thomson Reuters ONESOURCE IDT Integration 2.0.0.0 – Code
DO3K902675	Thomson Reuters ONESOURCE IDT Integration 2.0.0.0 – Config
DO3K902687	Thomson Reuters ONESOURCE IDT Integration 2.0.0.0 – Roles NOTE: Sample Indirect Tax User Menu and Roles
DO3K902941	Thomson Reuters ONESOURCE IDT GM Integration 2.0.0.2– Config NOTE: This config transport has to be downloaded only when you upgrade your Integration for SAP to 6.4.0.0



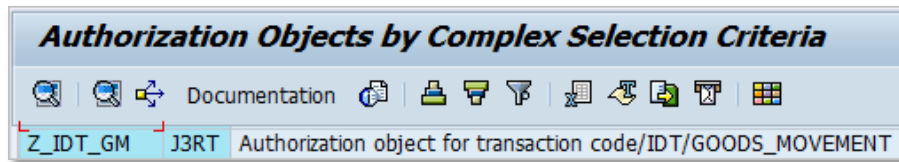
Generation of some of the ABAP objects imported might take some time. Please make sure to check successful import of each transport before proceeding to the next one in the list.

USE OF NEW AUTHORIZATION OBJECTS AND ROLES

With ONESOURCE Indirect Tax Integration for SAP Goods Movement being re-written in support of Global Next and included within SAP, new transaction codes have been created to access ONESOURCE Goods Movement transactions, tables, and reports. To make this task easier for the SAP Security Administrator we have an authorization object that is used in our delivered solution. This authorization object can be assigned to roles to meet the company's access policies. Roles can be created for accessing the Integration setup and configuration processes by specific transaction codes or by granting access to all of them by including /IDT/* as a transaction code range.

The new authorization object is:

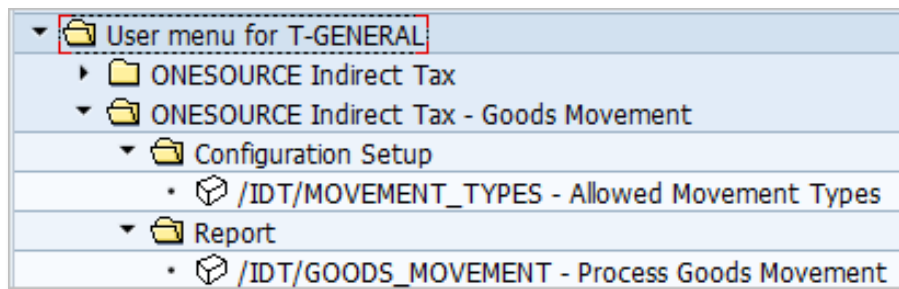
- **Z_IDT_GM** – controls access to the Goods Movement Program (transaction /N/IDT/GOODS_MOVEMENT)



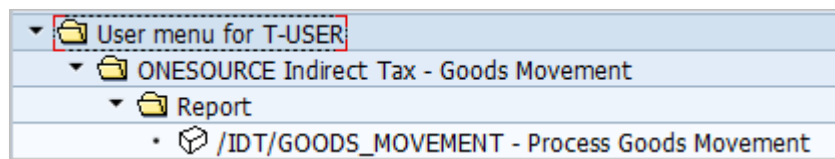
All authorization objects use authorization field Company Code (BUKRS) as a check object.

In addition to the authorization objects we have provided two optional roles that can be added to a user profile.

/IDT/GM_GENERAL contains all of the IDT Goods Movement transaction codes and the full ONESOURCE User Menu – Goods Movement. This would normally be given to users that are in charge of management of the system, configuration, and mapping.



/IDT/GM_USER contains one menu option within the **Reports** menu and would normally be used by a system user that needs to process Goods Movement reports at month end to post the accrual documents.

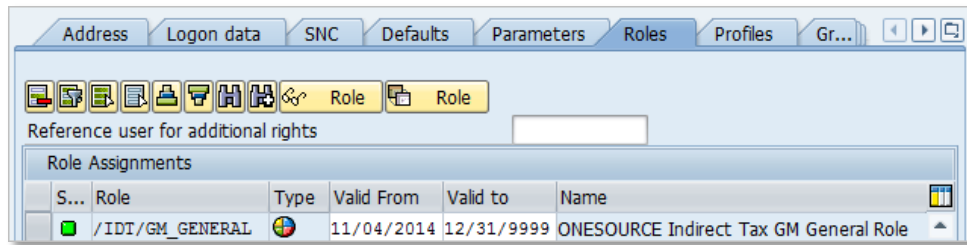


In addition to these roles, the users also need to have access to the Integration **/IDT/GENERAL** and **/IDT/USER** roles. For more information refer to *InstallGuideONESOURCEIDTIntegrationSAP*.

ADDING USER MENU TO A ROLE

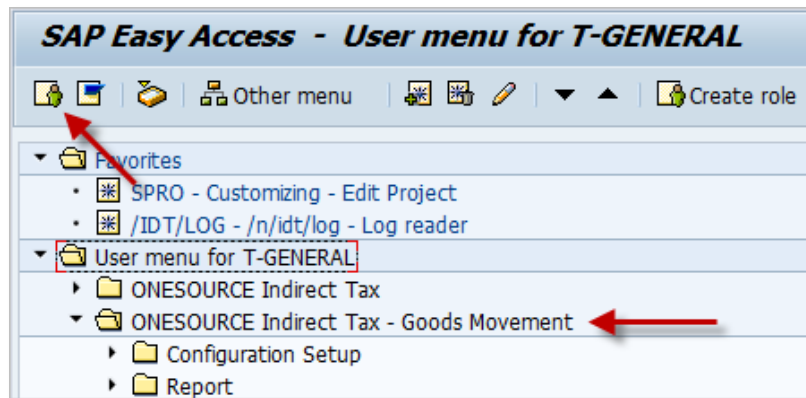
For users to be able to access the new ONESOURCE Indirect Tax for SAP setup, configurations, and reports we delivered an SAP User Menu. For users to be able to access the User Menu they would need to be given access to the **/IDT/GENERAL** or **/IDT/USER** role.

To assign the role to a user go to Transaction Code **SU01**. On the **Roles Tab**, insert the new role name, beginning and ending dates as shown below.



Only one or the other role needs to be assigned, not both.

Once the role has been assigned a user can access the User Menu from the main SAP start screen as follows by selecting the User Menu icon or Ctrl+F10.



CONFIGURATION

SAP SETUP

CREATING A NEW TAX CODE

You should create a new tax code (for example, **GM**) that will be associated with a set of specific tax payable accounts. The use of this unique new tax code will allow you to more easily identify and reconcile postings of tax accruals performed by the ONESOURCE Indirect Tax Integration for SAP Goods Movement program. See “Tax Code Qualifier Configuration” section of the *ConfigurationGuideONESOURCEIDTIntegrationSAP* to learn how the SAP tax code setup interacts with Determination and what considerations should be taken into account.

To create the new tax code:

1. Copy an existing Purchasing A/P tax code. (For example: Tax code **U1 – IDT Standard Use DFLT** can be copied to tax code **GM - IDT Self Asses for Goods Mvmnt**).
2. Using transaction **FTXP**: Enter **US** as the country and copy the existing tax code for procedure **ZTPUS** and tax type **V**.

The screen below shows an example of the **Maintain Tax Code: Tax Rates** page that is accessed by the **FTXP** transaction:

Maintain Tax Code: Tax Rates					
Properties		Tax accounts		Deactivate line	
Country Key	US	United States			
Tax Code	GM	IDT Self Asses for Goods Mvmnt			
Procedure	ZTPUS				
Tax type	V	Input tax			
Percentage rates					
Tax Type	Acct Key	Tax Percent. Rate	Level	From Lvl	Cond. Type
Base Amount			100	0	BASB
IDT get data			106	100	
Return IDT Tax Value		0.000	110	100	ZITR
Return IDT Fee Value		0.000	120	100	ZITF



The tax percentage rate must be zero. This is a change from our prior Integration which was using the SAP External Tax Interface that uses a tax rate of 100% on the tax code set up.



If you enter the wrong tax rate or enter it on a wrong line, you cannot delete the entry. You must use the “Deactivate line” function in the navigation bar instead. If you miss doing this the system will retain the incorrect data in the table and will not calculate correctly.

You may have noticed in the screen print above that there is no account key displaying on the ZITR and ZITF tax rate lines. This is because the account keys are not pre-defined as part of our new dynamic tax calculation process. The account keys are now added later in the process via the Tax Code Qualifier condition logic. See “Tax Code Qualifier Configuration” section of the *ConfigurationGuideONESOURCEIDTIntegrationSAP*.

GENERAL LEDGER ACCOUNTS

You must set up tax liability account with a Tax category of “* - All tax types allowed” or “- - Only input tax allowed” as shown in the example below. Your account assignment number may be different:

Change G/L Account Centrally

Edit financial statement version Edit set Edit cost element

G/L Account GM Input Tax
 Company Code IDES US INC

With Template

Type/Description

Control Data

Create/bank/interest

Key word/translation

I...

Account control in company code

Account currency

USD

American Dollar

☒ Only balances in local crcy

Exchange rate difference key

Valuation group

Tax category

-

Only input tax allowed

☐ Posting without tax allowed

Recon. account for acct type

Alternative account no.

☐ Acct managed in ext. system

Inflation key

Tolerance group

Account Management in Company Code

☐ Open item management

☐ Line item display

Sort key

Authorization Group

Accounting clerk

Joint venture data in company code

☐ Recovery Indicator

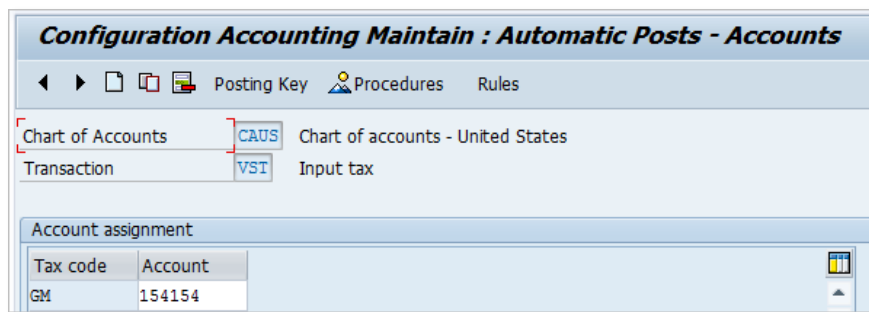
ASSIGNING TAX ACCOUNTS TO THE NEW TAX CODE

To assign the GL accounts for posting taxes, specific to your accounting needs. Please have your accounting department provide guidelines to complete this configuration.

From IMG (SPRO), navigate to **Financial Accounting > Financial Accounting Global Settings>Tax on Sales/Purchases > Posting > Define Tax Accounts**.

Transaction Code: **OB40**

Choose your transaction key you want to maintain, which is the same as the account key used in the Tax Code Qualifier configuration and chart of accounts. Then maintain your G/L account assignments per tax code.



Configuration Accounting Maintain : Automatic Posts - Accounts

Navigation: < > < > < > Posting Key Procedures Rules

Chart of Accounts: CAUS Chart of accounts - United States

Transaction: VST Input tax

Account assignment

Tax code	Account
GM	154154

DETERMINATION SETUP

TAX CODE QUALIFIER

As explained in the “Tax Code Qualifier Configuration” section of the *ConfigurationGuideONESOURCEIDTIntegrationSAP*, we need to setup Tax Code Qualifier for the Goods Movement Program as shown below:

Tax Code Qualifier:

Tax Code Qualifiers Search Edit Conditions

Selected Group: SAP US ERP TaxCodes Selected Tax Code Qualifier: Actions

Search For Tax Code Qualifiers:

Group: SAP US ERP TaxCodes (SAP US INC 3000) Group Actions

Static Tax Code Qualifiers 4 - 23 / 50

Order	Name	Start Date	End Date	Tax Code
4	US_B_GoodsMovement	10/01/2012		GM-VST

Tax Code Qualifier Conditions:

Tax Code Qualifier Conditions 1 - 3 / 3				
Element	Operator	Value	Order	
TAX.TAXABLE_COUNTRY	=	US	1	
INVOICE.COMPANY_ROLE	=	B	2	
LINE.USER_ELEMENT.ATTRIBUTE44	=	GM	3	

GOODS MOVEMENT SETUP

The ONESOURCE setup configurations explained below are specific to the Goods Movement Program. For more details on how to use the setup tables provided with the ONESOURCE Integration for SAP refer to the *ConfigurationGuideONESOURCEIDTIntegrationSAP* document.

ROUTE CONFIGURATION

The Route Configuration table can be used to control whether the Goods Movement Program is to be used or not by country group or company code assignment. In below example we have it activated for US company code of 3000. Users can change the company code to their US company code that their business is using. The **Condition Formula** (AltCty) and **Condition Base Value** (AltCBV) fields are not required to be maintained for the Goods Movement Route.

Transaction Code: **/N/IDT/ROUTE_CONFIG**

Change View "Configuration to Switch on Routes": Overview

New Entries

Configuration to Switch on Routes								
Route Name	Sort ...	A...	C...	CoCd	A...	A...	A...	
/IDT/ROUTE_NON_GROUP_DOC_GM	100001	<input checked="" type="checkbox"/>	*	3000	TX	0	0	

FI CONTROL PROCESS

This table defines what "FI Processes" might run for a specific document type on the transaction and lists them in order of preference.

Each "FI process" then has logic to see if it is appropriate for the current transaction.

The standard view of this table contains some of the mappings of standard document types as they relate to the hierarchy of tax calculations used for the document type. You will see that there are multiple tax calculation process classes assigned to a given document type code, for example: SA document type could use the following process class:

/IDT/FI_PROCESS_GOODS_MOVEMENT – This process of Goods Movement will restrict a call to Determination in the BAPI_ACC_DOCUMENT_POST and an orphan entry in the log.

Transaction Code: **/N/IDT/FI_CONTROL_V**

Display View "FI Control Process: Standard": Overview									
FI Control Process: Standard									
S...	Type	Sort ...	A...	C...	CoCd	Tax Calculation Process Class		Description	
<input checked="" type="checkbox"/>	SA	1000	<input checked="" type="checkbox"/>	*	*	:/IDT/FI_PROCESS_GOODS_MOVEMENT		Goods Movement Tax Accrual Document	

Transaction Code: **/N/IDT/FI_CONTROL**

This transaction will take you to the Customer view of this table in the Customer Setup menu. In this view of the table you can add your own lines for any missing document types that you need to configure. Note that the sort order range again uses numbers starting at 100001 thru 999999. In the sort order the program starts with the highest number and the most applicable highest number in the mapping is used.




FLEXIBLE FIELD MAPPINGS

The Flexible Field Mapping consists of two views, the standard view delivered by Thomson Reuters with the default field mappings delivered as part of Integration, and a custom view. The custom view allows you to add new mappings or override existing mappings delivered in the standard view.

A Standard View with few default mappings has been provided.

Standard View Transaction Code: **/N/IDT/FIELD_MAPPING_V**

Custom View Transaction Code: **/N/IDT/FIELD_MAPPINGS**

Display View "Field Mappings: Standard": Overview														
<div></div>														
Field Mappings: Standard														
S...	Journey Name	S...	A...	R...	Route Name	C...	CoCd	Source B...	Source Field	Target Base	Target Field	O...	Adjustm...	Description
<input checked="" type="checkbox"/>	/IDT/JOURNEY_HEADER_REQUEST_GM 10	10	*		/IDT/ROUTE_NON_GROUP_DOC_GM *	*		SAP_FIELD SY-MANDT	DET_BATCH	CALLING_SYSTEM_NUMB...		<input type="checkbox"/>		SAP CLIENT
<input checked="" type="checkbox"/>	/IDT/JOURNEY_HEADER_REQUEST_GM 20	20	*		/IDT/ROUTE_NON_GROUP_DOC_GM *	*		SAP_FIELD GC_VERSION	DET_BATCH	VERSION		<input type="checkbox"/>		DETERMINATION XML VERSION
<input checked="" type="checkbox"/>	/IDT/JOURNEY_HEADER_REQUEST_GM 30	30	*		/IDT/ROUTE_NON_GROUP_DOC_GM *	*		SAP_FIELD SY-SYSID	DET_BATCH	HOST_SYSTEM		<input type="checkbox"/>		SAP SYSTEM ID
<input checked="" type="checkbox"/>	/IDT/JOURNEY_HEADER_REQUEST_GM 40	40	*		/IDT/ROUTE_NON_GROUP_DOC_GM *	*		CONSTANT B	DET_BATCH	COMPANY_ROLE		<input type="checkbox"/>		COMPANY ROLE
<input checked="" type="checkbox"/>	/IDT/JOURNEY_HEADER_REQUEST_GM 50	50	*		/IDT/ROUTE_NON_GROUP_DOC_GM *	*		SAP_HEAD. CALC_GM_HD.	DET_BATCH	EXTERNAL_COMPANY_ID		<input type="checkbox"/>		COMPANY CODE
<input checked="" type="checkbox"/>	/IDT/JOURNEY_HEADER_REQUEST_GM 60	60	*		/IDT/ROUTE_NON_GROUP_DOC_GM *	*		SAP_FIELD SY-MANDT	DET_INVOICE	CALLING_SYSTEM_NUMB...		<input type="checkbox"/>		SAP CLIENT
<input checked="" type="checkbox"/>	/IDT/JOURNEY_HEADER_REQUEST_GM 70	70	*		/IDT/ROUTE_NON_GROUP_DOC_GM *	*		SAP_FIELD SY-SYSID	DET_INVOICE	HOST_SYSTEM		<input type="checkbox"/>		SAP SYSTEM ID
<input checked="" type="checkbox"/>	/IDT/JOURNEY_HEADER_REQUEST_GM 80	80	*		/IDT/ROUTE_NON_GROUP_DOC_GM *	*		CONSTANT GS	DET_INVOICE	TRANSACTION_TYPE		<input type="checkbox"/>		TRANSACTION TYPE
<input checked="" type="checkbox"/>	/IDT/JOURNEY_HEADER_REQUEST_GM 90	90	*		/IDT/ROUTE_NON_GROUP_DOC_GM *	*		CONSTANT B	DET_INVOICE	COMPANY_ROLE		<input type="checkbox"/>		COMPANY ROLE
<input checked="" type="checkbox"/>	/IDT/JOURNEY_HEADER_REQUEST_GM 100	100	*		/IDT/ROUTE_NON_GROUP_DOC_GM *	*		SAP_HEAD. BKPF-WAERS	DET_INVOICE	CURRENCY_CODE		<input type="checkbox"/>		CURRENCY_CODE
<input checked="" type="checkbox"/>	/IDT/JOURNEY_HEADER_REQUEST_GM 110	110	*		/IDT/ROUTE_NON_GROUP_DOC_GM *	*		SAP_HEAD. BKPF-BUDAT	DET_INVOICE	FISCAL_DATE		<input type="checkbox"/>		FISCAL_DATE
<input checked="" type="checkbox"/>	/IDT/JOURNEY_HEADER_REQUEST_GM 120	120	*		/IDT/ROUTE_NON_GROUP_DOC_GM *	*		SAP_HEAD. BKPF-BUDAT	DET_INVOICE	INVOICE_DATE		<input type="checkbox"/>		INVOICE_DATE
<input checked="" type="checkbox"/>	/IDT/JOURNEY_HEADER_REQUEST_GM 130	130	*		/IDT/ROUTE_NON_GROUP_DOC_GM *	*		SAP_HEAD. BKPF-BELNR	DET_INVOICE	INVOICE_NUMBER		<input type="checkbox"/>		INVOICE NUMBER
<input checked="" type="checkbox"/>	/IDT/JOURNEY_HEADER_REQUEST_GM 140	140	*		/IDT/ROUTE_NON_GROUP_DOC_GM *	*		SAP_HEAD. CALC_GM_HD.	DET_INVOICE	UNIQUE_INVOICE_NUMB...		<input type="checkbox"/>		UNIQUE INVOICE NUMBER

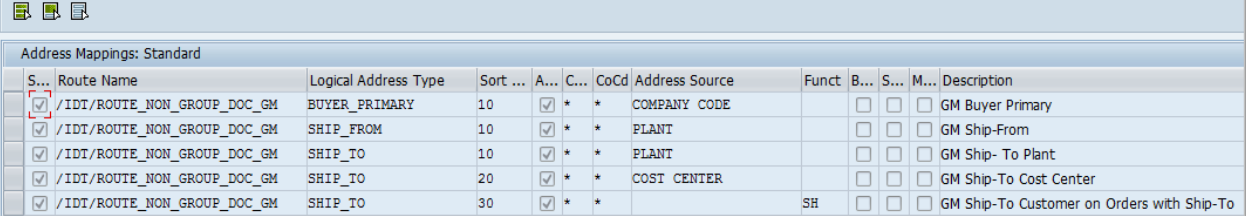
ADDRESS MAPPING

The Address Mapping could be considered a “cousin” of the Field Mapping in that it functions much like the field mapping logic however it relates solely to the function of addresses.

A Standard View with default mappings has been provided.

Standard View Transaction Code: **/N/IDT/ADDRESS_MAP_V**
 Custom View Transaction Code: **/N/IDT/ADDRESS_MAPPING**

Display View "Address Mappings: Standard": Overview



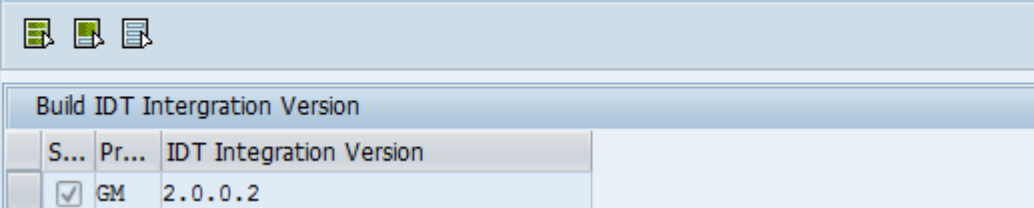
S...	Route Name	Logical Address Type	Sort ...	A...	C...	CoCd	Address Source	Funct	B...	S...	M...	Description
<input checked="" type="checkbox"/>	/IDT/ROUTE_NON_GROUP_DOC_GM	BUYER_PRIMARY	10	<input checked="" type="checkbox"/>	*	*	COMPANY CODE		<input type="checkbox"/>	<input type="checkbox"/>	<input type="checkbox"/>	GM Buyer Primary
<input checked="" type="checkbox"/>	/IDT/ROUTE_NON_GROUP_DOC_GM	SHIP_FROM	10	<input checked="" type="checkbox"/>	*	*	PLANT		<input type="checkbox"/>	<input type="checkbox"/>	<input type="checkbox"/>	GM Ship-From
<input checked="" type="checkbox"/>	/IDT/ROUTE_NON_GROUP_DOC_GM	SHIP_TO	10	<input checked="" type="checkbox"/>	*	*	PLANT		<input type="checkbox"/>	<input type="checkbox"/>	<input type="checkbox"/>	GM Ship- To Plant
<input checked="" type="checkbox"/>	/IDT/ROUTE_NON_GROUP_DOC_GM	SHIP_TO	20	<input checked="" type="checkbox"/>	*	*	COST CENTER		<input type="checkbox"/>	<input type="checkbox"/>	<input type="checkbox"/>	GM Ship-To Cost Center
<input checked="" type="checkbox"/>	/IDT/ROUTE_NON_GROUP_DOC_GM	SHIP_TO	30	<input checked="" type="checkbox"/>	*	*		SH	<input type="checkbox"/>	<input type="checkbox"/>	<input type="checkbox"/>	GM Ship-To Customer on Orders with Ship-To

PRODUCT VERSION

The product version table was added to the menu in 6.4 within the Basic Setup-Display only menu. The table contains the most current version information based on the transport of the version to your system. There should be one line on this table per product and will show you which upgrade version of the product you are currently using. If you also have the Goods Movement product installed then you would see a line for product GM along with a version number and one line for Global Next with Product of GN. It is not a table that the user will need to be concerned with configuration but is used for support information.

Transaction Code: **/IDT/VERSION**

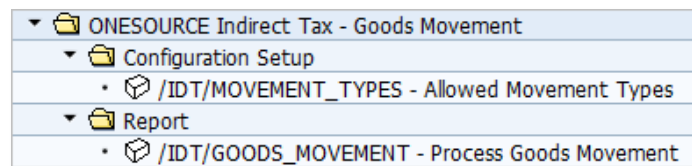
Display View "Build IDT Intergration Version": Overview



S...	Pr...	IDT Integration Version
<input checked="" type="checkbox"/>	GM	2.0.0.2

GOODS MOVEMENT USER MENU

The ONESOURCE Indirect Tax menu is accessed through the **User Menu** (Ctrl+F10) and is only available to you if you have been granted access through your security profile to the correct user role. You will not see the ONESOURCE menu if you click on the standard SAP menu option.



This menu is used by the user to access the ONESOURCE configuration tables that are stored in the /IDT/ namespace of SAP. The menu is broken down further into sub areas in order to organize the tables by configuration area or task. A system user role may only have display access to this area. However an administrator role authorization will have the ability to display, change, and create depending on the table's properties. Explanation of the sub menus is noted below.

Configuration Setup Menu

Allowed Movement Types

Transaction Code: /N/IDT/MOVEMENT_TYPES

Display View "Goods Movement types": Overview		
Goods Movement types		
S...	Mov...	Category
<input type="checkbox"/>	201	WAREHOUSE
<input type="checkbox"/>	202	WAREHOUSE
<input type="checkbox"/>	221	WAREHOUSE
<input type="checkbox"/>	222	WAREHOUSE
<input type="checkbox"/>	231	WAREHOUSE
<input type="checkbox"/>	232	WAREHOUSE
<input type="checkbox"/>	241	WAREHOUSE

The Goods Movement type table is the main driver for the solution, indicating which movement types are to be considered as relevant for tax evaluation. There is no tax calculated if the movement types are not maintained in this table. Customers are responsible for maintaining this table as part of the initial setup.

When maintaining new entries in the table, enter the movement type relevant for tax treatment into the **Movement Type** field and **WAREHOUSE** in the **Category** field.

Report Menu

Process Goods Movement

Transaction Code: **/N/IDT/GOODS_MOVEMENT**

This report calculates the tax based on the goods movement types maintained in the movement type table using the ONESOURCE provided solution. See section [Running the Program](#) in this guide for more details.

PROCESS GOODS MOVEMENT

This chapter provides a step-by-step guide on how to calculate the tax on goods movement using the ONESOURCE provided solution.

RUNNING THE PROGRAM

Once the Integration has been installed and the entire configuration is set up you are now ready to run the program.

From the User Menu, **ONESOURCE Indirect Tax – Goods Movement > Report > Process Goods Movement**

Transaction code: **/N/IDT/GOODS_MOVEMENT**

The screenshot displays the SAP program interface for "ONESOURCE Indirect Tax Integration for SAP Goods Movement". The interface is organized into several sections:

- Data selection:** This section contains input fields for various parameters. The "Source Company Code" field is highlighted with a red box and contains the value "XXXX". Other fields include "Financial Doc Number", "Fiscal Year" (9999), "Posting Date" (12/01/2014), "Document Type" (WA), "Plant" (XXXX), "Movement Type" (XX), "Special Stock Indicator", "Accounting Indicator", "G/L Account", and "Order Type". Each field has a corresponding "to" field and a yellow arrow button.
- Posting parameters for G/L and ONESOURCE Indirect Tax audit update:** This section includes fields for "Tax Accrual Document Type" (SA), "Posting Date" (12/01/2014), "Chart Of Account" (XXXX), "Default Tax Payable Account" (XXXX), and "Tax Offset G/L Account" (XXXX). There is also a checkbox for "Post Tax Transactions?".
- ALV selection:** This section has a single field for "ALV Layout Variant".
- Additional Order Movement Types:** This section includes a field for "Movement Types with Orders" (261) and a "to" field with a yellow arrow button.

SELECTING PARAMETERS

Once you start the program, the **Parameter Selection** screen appears.

The **Parameter Selection** screen has four main sections for entry:

- Data Selection
- Posting parameters for G/L and ONESOURCE Indirect Tax Audit Update
- ALV Selection (for entering optional report layout variants)
- Additional Order Movement Types.

See the following section for descriptions of screen sections and entry fields.

ENTERING DATA SELECTION PARAMETERS

Field Name	Required / Optional	Description
Source company code	Required	One or several company codes.
Financial document number	Optional	Select a specific number or a range of numbers related to SAP financial goods movements.
Fiscal year	Required	For example: 2014
Posting date	Required	Select the date range of the goods movement transactions on which tax needs to be computed and accrued.
Document type	Required	Default is WA (the standard SAP document type for Goods Issue documents).
Plant	Optional	Plant or list of plants for which to select Goods Issue documents.
Movement type	Required	Select the movement types to consider. For example: 201 for Goods Issue to a cost center.
Special Stock Indicator	Optional	Specifies the special stock type. If you need to separately manage certain stock (for example, consignment stock) of a material, the stock type in question is defined using this indicator.
Accounting indicator	Optional	Used to filter movements based on the accounting indicator (field BEMOT in table MSEG).
G/L Account	Optional	The G/L account number identifies the G/L account in a chart of accounts.

Field Name	Required / Optional	Description
Order Type	Optional	<p>Key that differentiates orders according to their purpose.</p> <p>The order type contains a range of parameters which affect the way the order is processed.</p> <p>For example, using the order type, you can specify:</p> <p>The number ranges to be used for the orders.</p> <p>Which criteria are used when selecting a routing?</p> <p>How the order is to be costed?</p>

ENTERING THE POSTING PARAMETERS FOR G/L AND ONESOURCE INDIRECT TAX AUDIT UPDATE PARAMETERS

Field Name	Required / Optional	Description
Tax Accrual Document Type	Required	The document type that you want to post the tax accruals.
Posting Date	Required	The posting date for the tax accruals. It will also determine the posting date of the tax document in Determination.
Chart of Accounts	Required	The chart of accounts used to post the tax accruals in SAP.
Default Tax Payable Account	Required	<p>This field value is used if the SAP system was not configured to allocate G/L accounts to the tax code used (see CONFIGURATION section), or if for a given SAP tax authority level no G/L account was assigned in the tax code setup. If this is the case, the program uses the default tax payable account indicated here for all tax authority lines.</p> <p>Note: See the Tax Offset G/L Account parameter below for how the tax accrual is posted.</p>
Tax Offset G/L Account	Optional	<p>This field value is used to post the tax offset in the accrual posting:</p> <p>If BLANK than the account of the original SAP goods movement document will be used.</p> <p>If a G/L Account is provided that account will be used for all documents processed in this run for posting the tax offset.</p>

Field Name	Required / Optional	Description
Post Tax Transactions (Check Button)	Optional (Default is unchecked)	<p>Unchecked: If unchecked, you can run the program in test mode and view the results. The program calls Determination, and displays the results and entries that would be posted. However, it does not post any entries in SAP nor does it update the Determination audit database.</p> <p>Checked: If checked, all entries that are ready will run and post to the SAP GL accounts and to the Determination audit database.</p>

ENTERING THE ALV SELECTION PARAMETER

Field Name	Required / Optional	Description
ALV Layout Variant	Optional	<p>The ONESOURCE Indirect Tax Integration for SAP Goods Movement uses ALV reporting. It allows users to customize their report by saving the layout with a variant.</p> <p>Enter a report variant to run the program, and this variant will be used in the report display feature of the program.</p>

ADDITIONAL ORDER MOVEMENT TYPES

Field Name	Required / Optional	Description
Movement types with Orders	Optional	<p>Values are dependent on the Movement Type data selection parameter. Order-based movement types must also be stated in this field because these movement types require a different address source: the order ship-to instead of the value from BSEG.</p> <p>Default values are 261 and 262.</p>

REPORT DISPLAY

After all of the required parameters have been entered and the ONESOURCE Indirect Tax Integration for SAP Goods Movement program is executed, you will see the results in a custom report, an example of which is below. This report offers drilldown and analysis opportunities that are described in the following sections.

TAX BOOKING RESULTS SCREEN

Field Name	Drilldown Available	Purpose
Original Financial Document	Yes	The SAP financial goods movement document.
Material Document	Yes	The SAP material movement document.
Document header text	No	The header text of the SAP financial goods movement.
Company code	No	The company code for the goods movement.
Fiscal year	No	The fiscal year of the goods movement.
Document date	No	The document date of the goods movement.
Document type	No	The document type of the goods movement.
Movement type	No	The movement type of the goods movement.
Comment	No	The status of the goods movement. (See the following table for a detailed description of the possible values.) Note: see table on next page.
Tax accrual document number	Yes	The tax accrual document number posted by the program.
Counter	No	Used to provide a count of report lines.
Taxes	Yes	Link to Tax Level details.

The **Comment** field of the report provides information about the posting status of the goods movement transaction on that row of the report. The following table describes the possible values found in this column.

Value	Description
Ready to post	Tax on goods movement can be computed and is ready for posting.
Posting successful	Tax was computed, posted in SAP, and the Determination audit database was updated.
Tax already booked	Means that tax was computed and a tax accrual was already booked for this goods movement document. Each tax accrual document posted by the ONESOURCE Indirect Tax Integration for SAP Goods Movement references the original goods movement document number, and the header text shows 'ONESOURCE Indirect Tax'. (This unique key provides the information needed to determine if tax has already been posted.)
Tax calculate/update failed	The calculation or the update could not be performed. NOTE: The tax document will be posted in SAP only if the Determination update was successful.
No tax	The tax calculated is zero.

REPORT DRILLDOWNS

The report output provides drilldown opportunities on four columns:

- Original Financial Document
- Material Document
- Tax Accrual Document Number
- Tax Details

You can click on the desired value in the report to view drilldowns.

ORIGINAL FINANCIAL DOCUMENT DRILLDOWN EXAMPLE

Display Document: Data Entry View

Display Currency General Ledger View

Data Entry View

Document Number 4900000272 Company Code 3000 Fiscal Year 2014

Document Date 12/02/2014 Posting Date 12/02/2014 Period 12

Reference Cross-Comp.No.

Currency USD Texts exist ☐ Ledger Group

Co... Itm PK SG Account Description Amount Curr. Tx D G/L Account Cost C...

3000	1	99	792000	Finished goods inven	1,000.00-	USD		H	792000	
	2	81	892000	Inventory change - f	1,000.00	USD		S	892000	3000

MATERIAL DOCUMENT DRILLDOWN EXAMPLE

Display Material Document 4900000445 : Overview

Details from Item Material Accounting Documents...

Posting Date 12/02/2014 Name NEELIMAK

Items

Item	Quantity	EU	Material	Plnt	SLoc	Batch	Re	Mv	T	S	S
			BU				Reserv.No.	Itm			FI
1	1		EA S-1000	3000	0001			201			-
ONESOURCE IDT Taxable Generic Ma...											

TAX ACCRUAL DOCUMENT DRILLDOWN EXAMPLE

Display Document: Data Entry View

Display Currency General Ledger View

Data Entry View

Document Number: 100000264 Company Code: 3000 Fiscal Year: 2014

Document Date: 12/02/2014 Posting Date: 12/02/2014 Period: 12

Reference: 4900000272 Cross-Comp.No.:

Currency: USD Texts exist: ☐ Ledger Group:

Co...	Item	PK	SG	Account	Description	Amount	Curr.	Tx	D	G/L Account	Cost C...
3000	1	40		467000	GM offset	80.00	USD	GM	S	467000	3000
	2	50		154154	GM Input Tax	65.00-	USD	GM	H	154154	
	3	50		154154	GM Input Tax	10.00-	USD	GM	H	154154	
	4	50		154154	GM Input Tax	5.00-	USD	GM	H	154154	

The tax journal entries are detailed by the goods movement line. Each tax authority line accrued amount can be booked under a specific tax accrual General Ledger account, as shown above.

As described in the **CONFIGURATION** section, a specific tax code and associated G/L accounts are highly recommended. This way, each tax authority accrual is booked to those associated accounts. This enables straightforward accounting reconciliation as well as separation between standard SAP tax and tax booked by the ONESOURCE Indirect Tax Integration for SAP Goods Movement.

TAX DETAILS DRILLDOWN EXAMPLE

The Tax Details drilldown allows the view of the tax authority levels the tax is posted to, based on the tax results calculated by the ONESOURCE Indirect Tax Determination and returned to SAP. The Tax Details can be accessed from the Tax Booking Results Screen

Tax Details Screen

THOMSON REUTERS

Orig. fin. doc.	Item number	Authority Name	ERP Tax Code	Tax rate	Tax amount	Tax base amount
4900000272	1	CA - STATE SALES/USE	GM-VST	6.50	65.00	1000.00
4900000272	1	CA - LOS ANGELES COU	GM-VST	1.00	10.00	1000.00
4900000272	1	CA - LOS ANGELES COU	GM-VST	0.50	5.00	1000.00
4900000272	1	CA - BURBANK, CITY S	GM-VST	0.00	0.00	1000.00



Tax Details will only be available when an actual call to Determination was made; once a document is posted to G/L, tax details can be seen there instead.

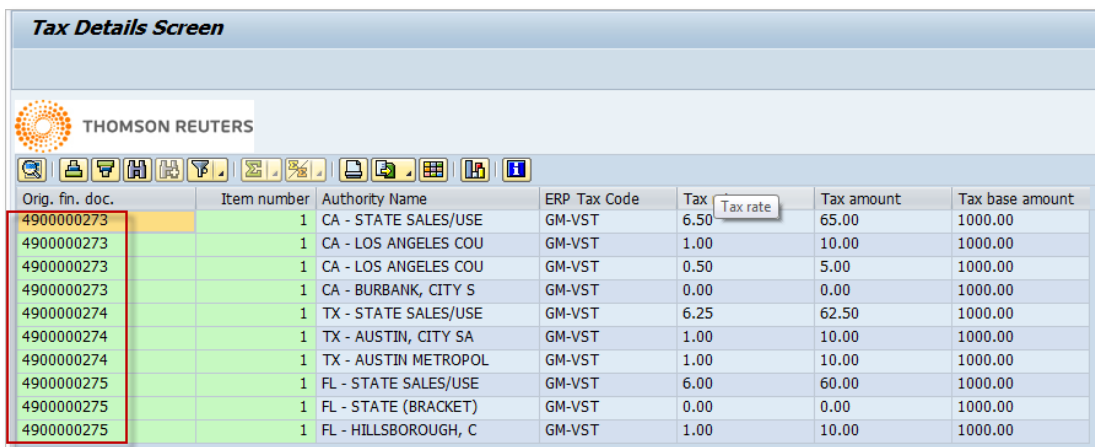
Tax Details Button

The Tax Details Button will display the Tax Details of all the documents so multiple views of the tax detail report can be viewed and exported into excel, as Customers need to review the Pre-Post Document on thousands of Lines per month

Below is the Tax Details Button drilldown of all the documents that have not been posted yet.

Tax Details Screen


THOMSON REUTERS



Orig. fin. doc.	Item number	Authority Name	ERP Tax Code	Tax	Tax rate	Tax amount	Tax base amount
4900000273	1	CA - STATE SALES/USE	GM-VST	6.50		65.00	1000.00
4900000273	1	CA - LOS ANGELES COU	GM-VST	1.00		10.00	1000.00
4900000273	1	CA - LOS ANGELES COU	GM-VST	0.50		5.00	1000.00
4900000273	1	CA - BURBANK, CITY S	GM-VST	0.00		0.00	1000.00
4900000274	1	TX - STATE SALES/USE	GM-VST	6.25		62.50	1000.00
4900000274	1	TX - AUSTIN, CITY SA	GM-VST	1.00		10.00	1000.00
4900000274	1	TX - AUSTIN METROPOL	GM-VST	1.00		10.00	1000.00
4900000275	1	FL - STATE SALES/USE	GM-VST	6.00		60.00	1000.00
4900000275	1	FL - STATE (BRACKET)	GM-VST	0.00		0.00	1000.00
4900000275	1	FL - HILLSBOROUGH, C	GM-VST	1.00		10.00	1000.00

DETERMINATION AUDIT

The ONESOURCE Indirect Tax Integration for SAP Goods Movement writes tax accruals to SAP as well as to ONESOURCE Indirect Tax Determination audit database. Tax accruals are posted by authority to support returns filing. For information on running the US Document Details Report or US Document Drilldown Report, see ONESOURCE Indirect Tax Determination *User Guide*.


THOMSON REUTERS

US Document Drilldown

page 1

Run Date: 02-Dec-2014 01:21:20 PM

Data Last Refreshed: 02-Dec-2014 01:11:56 PM

Company Name(s): SAP US INC 3000

Date Type: Transaction

Start Date: 01-Dec-2014

End Date: 21-Dec-2014

Document Number: 0100000264

Omit Fully Exempt: No

Company Name: SAP US INC 3000

Document Number: 0100000264

Document Date: 02-Dec-2014

Transaction Date: 02-Dec-2014

Fiscal Date: 02-Dec-2014

Line Number: 1

Description:

Quantity: 1

Transaction Type: Goods

Company Role: Buyer

Document Currency: USD

Reversal: No

Calculation Type:

Credit Flag: No

Gross Amount: 1,000.00

Exempt Amount: 0.00

Taxable Amount: 1,000.00

Tax Amount: 80.00

Calculated Tax Rate: 0.08000

Authority Type	Tax Authority Name	Authority Official Name	Gross Amount	Exempt Amount	Taxable Amount	Tax Amount	Tax Rate	Taxable State
City Sales/Use	CA - BURBANK CITY SALES/USE TAX	BURBANK	1,000.00	0.00	1,000.00	0.00	0.00000	CALIFORNIA
District Sales/Use	CA - LOS ANGELES COUNTY TRANSACTIONS AND USE TAX (LAMI), DISTRICT SALES/USE TAX	LOS ANGELES COUNTY TRANSACTIONS AND USE TAX (LAMI)	1,000.00	0.00	1,000.00	5.00	0.00500	CALIFORNIA
District Sales/Use	CA - LOS ANGELES COUNTY TRANSPORTATION COMMISSION (LATC, LACT), DISTRICT SALES/USE TAX	LOS ANGELES COUNTY TRANSPORTATION AUTHORITY COMMISSION (LATC)	1,000.00	0.00	1,000.00	10.00	0.01000	CALIFORNIA
State Sales/Use	CA - STATE SALES/USE TAX	CALIFORNIA	1,000.00	0.00	1,000.00	65.00	0.06500	CALIFORNIA
Subtotals for 0100000264 - Line 1						80.00	0.08000	

APPENDIX 1: REFERENCES

This section lists all customer facing Journeys, Routes, Bases and Tables with an explanation of the purpose and use. In addition, Goods Movement Program also utilizes the Global Next Journeys, Routes, Bases and Tables where required.

LIST OF JOURNEYS

Most Journeys are used in the field mapping process to assist in determining what fields for which business process should be used for taxability determination.

Journey	Description
/IDT/JOURNEY_HEADER_REQUEST_GM	This Journey manages header data going from SAP to Determination. In field mappings, this Journey passes data to link specific header SAP fields to corresponding invoice level XML elements of Determination.
/IDT/JOURNEY_ITEM_REQUEST_GM	This Journey manages header and item data going from SAP to Determination. In field mappings, this Journey passes data to link specific header and item SAP fields to corresponding line level XML elements of Determination.
/IDT/JOURNEY_GM_RESPONSE	This Journey manages data coming from Determination to SAP. It collects the tax calculation results from the XML and will use the configurable field mappings to link specific Determination fields to corresponding fields in table /IDT/D_TAX_DATA for later use in downstream processes such as invoice printing and reporting.
/IDT/JOURNEY_ADDRESSES_GM	This Journey manages the address data in the custom address BAdI /IDT/BADI_GM_CUSTOM_ADDRESS

LIST OF ROUTES

Routes that can be used in the field mapping, address mapping, or route config.

Route	Description
/IDT/ROUTE_NON_GROUP_DOC_GM	This Route handles the complexity of calculating tax unique to Goods Movement transactions.

CONFIGURATION TABLE

The configuration table that is also accessible via the User Menu is noted.

Table	Description
/IDT/GM_MVMTTYPE	Allowed Movement Types

RESERVED ATTRIBUTES

Thomson Reuters reserved attributes 41-50 of the **Invoice** and **Line** fields for internal use. The following table is a list of the standard attributes that are already mapped. It is highly recommended that customers do not use attributes 41-50.

Attribute	Used For
INVOICE.USER_ELEMENT.ATTRIBUTE44	GM – Populated to differentiate the Self-Accrual invoices with Goods Movement Self Accrual invoices in Determination audit

LIST OF TRANSACTION CODES

Below is a list of the transaction codes added to the system for the IDT Goods Movement Program tables and processes. This list can be used by SAP Security Administrator in order to assign transactions to roles for security authorizations.

Transaction Code	Used For
/IDT/MOVEMENT_TYPES	Allowed Movement Types
/IDT/GOODS_MOVEMENT	Process Goods Movement

PROGRAM COMPONENT DESCRIPTIONS

The ONESOURCE Indirect Tax Integration for SAP Goods Movement application consists of the components shown in the following table.

Component Type	Component
Name Space	/IDT/
Development class/Package	/IDT/GOODS_MOVEMENT

Component Type	Component
Main program	/IDT/GOODS_MOVEMENT
Includes	/IDT/GOODS_MOVEMENT_TOP
	/IDT/GOODS_MOVEMENT_FORMS
	/IDT/GOODS_MOVEMENT_ALV
Custom classes	/IDT/CL_GOODS_MOVEMENT
	/IDT/CL_GOODS_MOVEMENT_ALV
Custom structures	/IDT/ST_GOODS_MOVEMENT_ALV
	/IDT/ST_GOODS_MOVEMENT_ALV_TAX
	/IDT/ST_GOODS_MOVEMENT_BKPF
	/IDT/ST_GOODS_MOVEMENT_BSEG
	/IDT/ST_GOODS_MOVEMENT_MSEG
Custom message class	/IDT/GOODS_MOVEMENT
Custom table types	/IDT/TT_GOODS_MOVEMENT_ALV
	/IDT/TT_GOODS_MOVEMENT_ALV_TAX
	/IDT/TT_GOODS_MOVEMENT_BKPF
	/IDT/TT_GOODS_MOVEMENT_BSEG
	/IDT/TT_GOODS_MOVEMENT_MSEG
Screens	100 – Tax Booking Results
	300 - Tax Results for Individual Document
	400 - Consolidated Tax Results screen
GUIs	PF_100
	PF_300

APPENDIX 2: OPTIONAL BADI THAT CAN BE INSTANTIATED

/IDT/BADI_GM_JE_POST

This BADI can be used to update/override BAPI_ACC_DOCUMENT_POST line item data while creating the Tax accrual document.

In some situations customers require additional data like posting key, document type, material number or similar is sent as part of the G/L posting process. A user could control data with this BADI when filling the line item ACCOUNTGL and CURRENCYAMOUNT data.

For example, the following provides the code required to pass the material data.

```
METHOD /IDT/GM_JE_POST~UPDATE_ACCOUNTGL.  
    cs_accountgl-material = e_bseg-matnr.  
ENDMETHOD.
```

/IDT/BADI_GM_CUSTOM_ADDRESS

Thomson Reuters provides an extensive list of address sources which can be used in the Address Mapping for tax calculations.

In some cases the provided sources might not meet the unique business requirements you might have. You will be able to create your own address source, Implement enhancement spot /IDT/ES_GM_CUSTOM_ADDRESS to add the code to gather the address data from your source, and then add it to the mapping for use.

Example code:

```
METHOD /idt/gm_custom_address~collect_gm_address_data.  
  
    DATA : ls-fi-items          TYPE bseg,  
            mt_sap_addresses     TYPE /idt/journey_addresses_gm=>ty_tab_s  
ap_addresses,  
            ms_sap_address       TYPE /idt/journey_addresses=>ty_sap_addr  
ess,  
            ms_sadrvb_address     TYPE sadrvb.  
  
    LOOP AT it-fi-items INTO ls-fi-items.  
        ms_sadrvb_address-land1 = 'US'.  
        ms_sadrvb_address-regio = 'NY'.  
        ms_sadrvb_address-ort02 = 'BROOME'.  
    
```

/IDT/BADI_GM_CUSTOM_ADDRESS

```

        ms_sadrvb_address-ort01 = 'BINGHAMTON'.
        ms_sadrvb_address-pstlz(5) = 13901.
        ms_sadrvb_address-pstlz+5(1) = '-'.
        ms_sadrvb_address-pstlz+6(4) = '1234'.
        ms_sap_address-
address = /idt/address=>build_address_from_sadrvb( ms_sadrvb_address ).
        ms_sap_address-source_key-
address_source = 'GM_CUSTOM_ADDRESS_SOURCE'.
        APPEND ms_sap_address TO mt_sap_addresses.

        ci_ref_addr_journey-
>set_address_list( it_sap_addresses = mt_sap_addresses
                                     iv_item_number   = ls-fi_item
s-buzei ).

        CLEAR : mt_sap_addresses,
               ms_sap_address,
               ms_sap_address.

        ENDLOOP.

    ENDMETHOD.

```