

ONESOURCE INDIRECT TAX INTEGRATION FOR SAP GOODS MOVEMENT

INSTALLATION AND CONFIGURATION GUIDE

VERSION 1.0.2.1

© 2017 Thomson Reuters/ONESOURCE. All Rights Reserved. Proprietary and confidential information of Thomson Reuters. Disclosure, use, or reproduction without the written authorization of Thomson Reuters is prohibited. In compliance with the license agreements for the Open Source Libraries leveraged by Thomson Reuters, our customers can obtain copies of these libraries by contacting Technical Support at <https://tax.thomsonreuters.com/support/onesource/indirect-tax/>

TABLE OF CONTENTS

ABOUT THIS GUIDE	1
INTEGRATING ONESOURCE INDIRECT TAX DETERMINATION WITH SAP	1
WHAT IS ONESOURCE INDIRECT TAX?	1
HOW THIS GUIDE IS ORGANIZED	2
SKILL AND ACCESS PREREQUISITES	3
SCOPE OF THIS SOLUTION	3
SYSTEM PREREQUISITES	4
REFERENCES TO RELEVANT DOCUMENTATION	4
 APPLICATION OVERVIEW	 5
PURPOSE AND BENEFITS	5
BUSINESS PROCESS	6
PROCESS FLOW	6
 INSTALLING THE INTEGRATION	 9
ARCHITECTURE OVERVIEW	9
INSTALLING THE SAP TRANSPORT OBJECT	10
POST-INSTALLATION CONFIGURATION	11
CREATING A NEW TAX CODE	11
ASSIGNING TAX ACCOUNTS TO THE NEW TAX CODE	12
MAINTAINING THE ALLOWED MOVEMENT TYPES MAPPING TABLE	13
 RUNNING THE INTEGRATION	 15
RUNNING THE ONESOURCE INDIRECT TAX INTEGRATION FOR SAP GOODS MOVEMENT	15
SELECTING PARAMETERS	16
ENTERING DATA SELECTION PARAMETERS	17
ENTERING THE TAX STRUCTURE SELECTION PARAMETER .	17
ENTERING THE POSTING PARAMETERS FOR G/L AND ONESOURCE INDIRECT TAX AUDIT UPDATE PARAMETERS .	18
ADDITIONAL ORDER MOVEMENT TYPES	18
ENTERING THE ALV SELECTION PARAMETER	19

REPORT DISPLAY	20
REPORT DRILLDOWNS	21
ORIGINAL FINANCIAL DOCUMENT DRILLDOWN	22
MATERIAL DOCUMENT DRILLDOWN	22
TAX ACCRUAL DOCUMENT DRILLDOWN	23
TAX DETAILS DRILLDOWN	23
DETERMINATION AUDIT	24
FUNCTIONAL AND TECHNICAL DETAILS	25
GENERAL FUNCTIONAL INFORMATION	25
INTEGRATION WITH STANDARD SAP FUNCTIONALITY	26
FLOW LOGIC AND TECHNICAL COMPONENTS	27
SUPPORT OF SAP STANDARD TAX USER-EXIT	27
PROGRAM COMPONENT DESCRIPTIONS	28
MAPPING SAP FIELDS TO DETERMINATION INPUT XML ELEMENTS	31

ABOUT THIS GUIDE

INTEGRATING ONESOURCE INDIRECT TAX DETERMINATION WITH SAP

Corporations using SAP R/3 can improve their tax accuracy by integrating with the ONESOURCE Indirect Tax Integration for SAP Goods Movement transactions. Doing so enables fast, accurate use tax results and a complete audit trail from which you can generate both standard and custom reports, as well as information to assist in returns preparations. This integration is enabled by the ONESOURCE Indirect Tax Integration for SAP and the ONESOURCE Indirect Tax Integration for SAP Goods Movement, which is described in this guide.

SAP provides a standard tax interface to communicate with external third-party tax software. The ONESOURCE Indirect Tax Integration for SAP makes use of this tax interface and has been certified by SAP. The ONESOURCE Indirect Tax Integration for SAP Goods Movement solution enhances the existing SAP tax process to also calculate tax on certain goods movements within SAP that the current SAP standard tax interface does not consider to be tax-relevant. Once you install and configure the ONESOURCE Indirect Tax Integration for SAP Goods Movement solution, this major gap is closed.

This solution applies to the US tax process only.

WHAT IS ONESOURCE INDIRECT TAX?

Thomson Reuters Tax & Accounting has created a new global business unit, ONESOURCE Indirect Tax, to help multinational companies effectively and efficiently comply with the growing complexity of indirect tax requirements around the world. As part of our overall rebranding effort, the products that make up the Sabrix Application Suite have been renamed. The Sabrix Solution is now ONESOURCE Indirect Tax Determination or Determination for short. Sabrix Integrations are now ONESOURCE Indirect Tax Integrations or Integrations for short. In this guide, we use the new names to refer to our products.

Future releases will be incorporating our new naming convention throughout the various user interfaces. This guide refers to what you will actually see on your screen. As these names are changed in a future release, we will update this guide to refer to the new names.

Old Name	New Name
Sabrix Application Suite	ONESOURCE Indirect Tax Global Software Suite
Sabrix Solution	ONESOURCE Indirect Tax Determination
Sabrix Reports	ONESOURCE Indirect Tax Reporting
Sabrix Integration	ONESOURCE Indirect Tax Integration
Sabrix Tax Data	ONESOURCE Indirect Tax Content
Professional Services	ONESOURCE Indirect Tax Consulting Services

HOW THIS GUIDE IS ORGANIZED

This guide contains the following chapters:

- **APPLICATION OVERVIEW (page 5)** shows the benefits of integrating ONESOURCE Indirect Tax Determination with SAP using the ONESOURCE Indirect Tax Integration for SAP Goods Movement, and describes both an architectural and configuration overview of the integration process.
- **INSTALLING THE INTEGRATION (page 9)** explains how to physically install and initially configure the application.
- **RUNNING THE INTEGRATION (page 15)** provides information on executing the application.
- **FUNCTIONAL AND TECHNICAL DETAILS (page 25)** provides background information for your SAP Technical Staff about the application and its components.
- **MAPPING SAP FIELDS TO DETERMINATION INPUT XML ELEMENTS (page 31)** lists the input and output maps used to associate SAP data fields to ONESOURCE Indirect Tax Determination XML elements.

SKILL AND ACCESS PREREQUISITES

This guide is intended for use by the SAP System Administrator, Configurator, or Superuser when installing and configuring the ONESOURCE Indirect Tax Integration for SAP Goods Movement. The following table lists required knowledge, permissions, and other information that will help the installation proceed quickly.

Requirement	Description
User/Technical Skills	<ul style="list-style-type: none"> • SAP Basis / Administrator skills • Using SAP MM and FI • Using ONESOURCE Indirect Tax Determination • Using ONESOURCE Indirect Tax Integration for SAP
SAP Authorizations	<ul style="list-style-type: none"> • Configurator • System Administrator • All MM and FI transactions • Ability to run and schedule an ABAP program
System Access	<ul style="list-style-type: none"> • Ability to import and manage transports

SCOPE OF THIS SOLUTION

The ONESOURCE Indirect Tax Integration for SAP Goods Movement enhances the SAP tax interface capabilities by providing missing tax determination functionality. The solution has been developed within the following parameters:

- Goods movement transactions, such as MB1A or MIGO where goods are issued from inventory, are covered.
- This solution applies to the US tax process only.
- Implementation of this solution might require you to re-evaluate the current taxability of your company's Purchases. Consider making all purchases, including inventory purchases, under a direct pay permit so that tax on goods movement will not lead to over-taxation. Otherwise, the initial purchase could be taxed and then the internal consumption could also be taxed using the Goods Movement functionality.
- The ONESOURCE Indirect Tax Integration for SAP Goods Movement considers the goods movement locations when calculating tax. The Ship From is used as the source location of the movement and the Ship To is the location to which the goods are moved.
- Reciprocal tax is not addressed with this solution.

SYSTEM PREREQUISITES

The installation of the ONESOURCE Indirect Tax Integration for SAP Goods Movement places no new software or hardware requirements on either the system hosting SAP or that hosting ONESOURCE Indirect Tax Determination.

System	Requirements
SAP System	• SAP R/3 4.6 or higher, SAP HANA 1511
ONESOURCE Indirect Tax Determination	• ONESOURCE Indirect Tax Determination version 5.x or higher.
ONESOURCE Indirect Tax Integration for SAP	• ONESOURCE Indirect Tax Integration for SAP 5.x B / 5.x E

REFERENCES TO RELEVANT DOCUMENTATION

For more information, please refer to the following guides.

ONESOURCE Indirect Tax Integration for SAP Installation Guide

This guide provides a more in-depth view of how ONESOURCE Indirect Tax Determination is integrated with SAP. This guide was provided as part of the ONESOURCE Indirect Tax Integration for SAP download.

SAP R/3 Tax Interface Configuration Guide

In many cases, complete information about performing a task specific to preparing SAP R/3 for the Integration can be found in the *R/3 Tax Interface Configuration Guide Release 4.6x* released by SAP Labs. You can download this document from SAP's web page according to instructions in OSS note 392696, or you can request it from Thomson Reuters via a support ticket.

APPLICATION OVERVIEW

This chapter describes:

- The purpose and benefits of the ONESOURCE Indirect Tax Integration for SAP Goods Movement application (**this page**).
- A high-level overview of the business process flow (**page 6**).
- A description of the program flow by which the process works (**page 6**).

PURPOSE AND BENEFITS

The ONESOURCE Indirect Tax Integration for SAP Goods Movement application enables an organization using SAP to accurately and efficiently calculate, accrue, and record tax for SAP internal goods movements within the Material Management (MM) module.

This process provides features unavailable in SAP and allows SAP users to accurately manage their tax liability for selected post-purchase goods movements that affect the taxability of the products which are moved.

Once this solution is integrated with your SAP system, you can avoid the problem of underestimating tax liabilities on internal goods movements.

BUSINESS PROCESS

When a Purchase transaction is processed by SAP, it is possible to call Determination using the SAP-certified ONESOURCE Indirect Tax Integration for SAP. Determination takes into account all relevant transaction data elements to make a tax determination and calculation, and then returns the results to SAP. The ONESOURCE Indirect Tax Integration for SAP Goods Movement extends accurate tax determination capability to post-purchase transactions for previously purchased goods.

Post-purchase goods movements may result in transaction tax liability based on a change in intended usage or location of a product. This may be signified by certain data elements, including cost center, project or location. For example, a company may purchase inventory that is intended for use in production and eventual resale, which does not trigger a use tax liability at the time of purchase. When the company later decides to move some of this inventory for its own internal consumption, this may trigger the need to calculate a use tax for the product.

These movements may be identified by one of the following:

- Transfer to a cost center.
- Transfer to a project.
- Transfer of stock to fixed asset.
- Stock scrapping.
- Transfer to orders like service orders or internal orders

Such goods movement transactions would have tax consequences based on the final purpose and location of usage.

PROCESS FLOW

The ONESOURCE Indirect Tax Integration for SAP Goods Movement provides a user interface and a process for properly identifying, and then posting, the correct tax. The tax is based on the characteristics of the goods movement activity. The Integration is an ABAP object-oriented program that can:

- Identify specific goods movements' transactions.
- Determine and calculate tax with ONESOURCE Indirect Tax Determination.
- Post journal entries in SAP to accrue the estimated tax.
- Update the Determination Audit and Compliance Database and the SAP external tax tables.
- Display the results in a custom SAP report.

The following diagram describes the goods movement process:

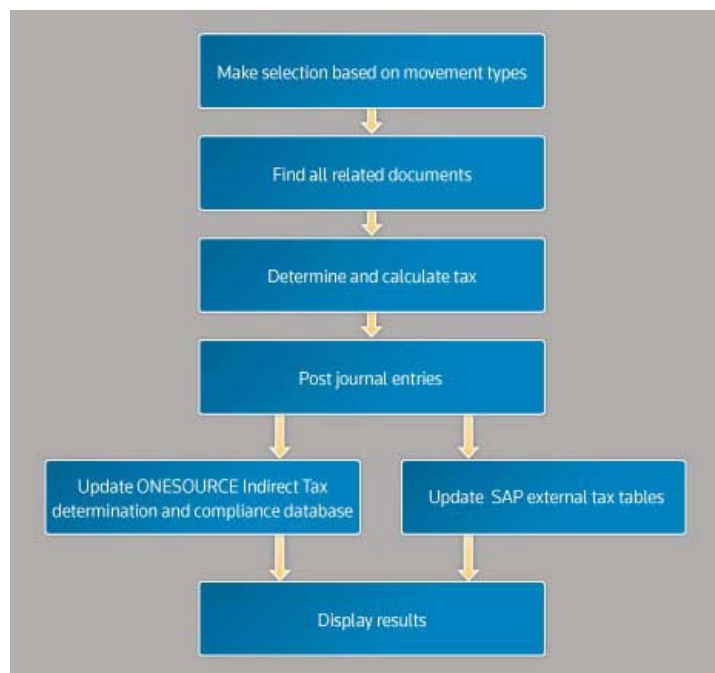


FIGURE 1: GOODS MOVEMENT PROCESS FLOW

INSTALLING THE INTEGRATION

This chapter describes the process for physically installing the application.



You must correctly install and configure the ONESOURCE Indirect Tax Integration for SAP and ONESOURCE Indirect Tax Determination before you install and configure the ONESOURCE Indirect Tax Integration for SAP Goods Movement.

ARCHITECTURE OVERVIEW

The ONESOURCE Indirect Tax Integration for SAP Goods Movement uses the SAP-certified ONESOURCE Indirect Tax Integration for SAP to communicate with ONESOURCE Indirect Tax Determination. Goods Movement uses standard RFCs (Remote Function Calls) and BAPI to perform the communication and all of the application functions. This use of certified connections and SAP-prescribed RFCs ensures the robustness and supportability of the solution. The following diagram describes the integration between SAP and ONESOURCE Indirect Tax Determination as implemented with the ONESOURCE Indirect Tax Integration for SAP Goods Movement:

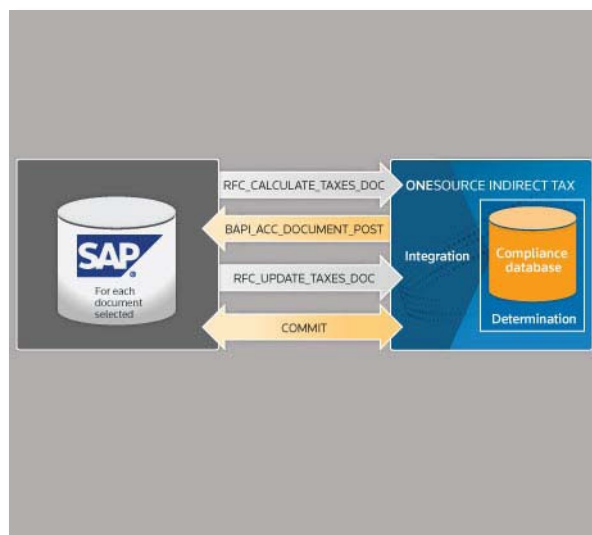


FIGURE 2: ARCHITECTURAL OVERVIEW

INSTALLING THE SAP TRANSPORT OBJECT

Goods Movement has been designed with an ABAP object-oriented approach, as opposed to traditional procedural coding. This object-oriented approach offers better:

- Code readability
- Code maintenance
- Change management

The application has several components, some of which are listed below, which are included in a single SAP transport.

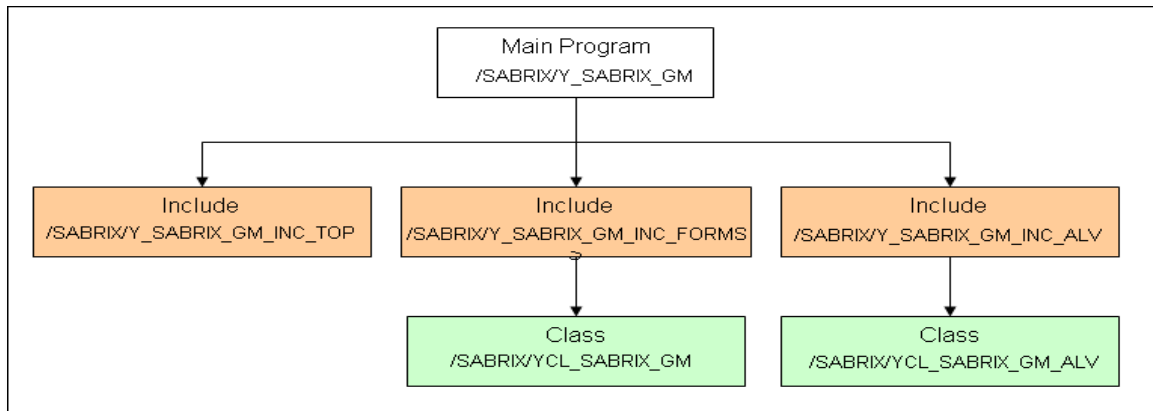


FIGURE 3: APPLICATION COMPONENTS

The inclusion of the ONESOURCE-provided components in a single transport enables installation of the ONESOURCE Indirect Tax Integration for SAP Goods Movement application in a single step at your location.

Transport	Content
QO1K900041	Thomson Reuters ONESOURCE IDT Integration GM 1.0.2.1



We strongly suggest that the initial installation of ONESOURCE provided transport object containing all development objects for the ONESOURCE Indirect Tax Integration for SAP Goods Movement be located in your development or "sandbox" environment. Subsequent installations of the ONESOURCE Indirect Tax Integration for SAP Goods Movement can then follow the standard migration process as set up in your SAP environment.

POST-INSTALLATION CONFIGURATION

Following the installation of the SAP transport, you must complete two SAP configuration steps to fully enable the ONESOURCE Indirect Tax Integration for SAP Goods Movement application.

- Creating a new tax code.
- Assigning tax accounts to the new tax code.
- Maintaining allowed movement types.

CREATING A NEW TAX CODE

You should create a new tax code (for example, **ZZ**) that will be associated with a set of specific tax payable accounts. The use of this unique new tax code will allow you to more easily identify and reconcile postings of tax accruals performed by the ONESOURCE Indirect Tax Integration for SAP Goods Movement program.

To create the new tax code:

1. Copy an existing Purchasing A/P tax code. (For example: Tax code *U1 - Self Assess* can be copied to tax code *ZZ - ONESOURCE Goods Movement Self Assess*).
2. Using transaction **FTXP**: Enter **US** as the country and copy the existing tax code for procedure **TAXUSX** and tax type **V**.

The screen below shows an example of the **Maintain Tax Code: Tax Rates** page that is accessed by the **FTXP** transaction:

Tax Type	Acct Key	Tax Percent. Rate	Level	From Lvl	Cond. Type
Base Amount			100	0	BASB
*			0	0	
*			0	0	
A/P Sales Tax 1 Inv.	NVV	100.000	210	100	XP1I
A/P Sales Tax 2 Inv.	NVV	100.000	220	100	XP2I
A/P Sales Tax 3 Inv.	NVV	100.000	230	100	XP3I
A/P Sales Tax 4 Inv.	NVV	100.000	240	100	XP4I
A/P Sales Tax 5 Inv.	NVV	100.000	250	100	XP5I
A/P Sales Tax 6 Inv.	NVV	100.000	260	100	XP6I
*			0	0	
A/P Sales Tax 1 Exp.	VS1		310	100	XP1E
A/P Sales Tax 2 Exp.	VS2		320	100	XP2E
A/P Sales Tax 3 Exp.	VS3		330	100	XP3E
A/P Sales Tax 4 Exp.	VS4		340	100	XP4E
A/P Sales Tax 5 Exp.	VS4		350	100	XP5E
A/P Sales Tax 6 Exp.	VS4		360	100	XP6E
*			0	0	
A/P Sales Tax 1 Use	MW1	100.000-	410	210	XP1U

FIGURE 4: TAX CODE SETUP

ASSIGNING TAX ACCOUNTS TO THE NEW TAX CODE

1. Using transaction **FTXP**, click on **Tax Accounts**.
2. Enter G/L accounts for each level as desired in your organization, they can be all the same, different for each level, or mixed.

Trans.	G/L acct	Additional Information
MW1	154001	
MW2	154002	
MW3	154003	
MW4	154004	

FIGURE 5: TAX CODE EXAMPLE

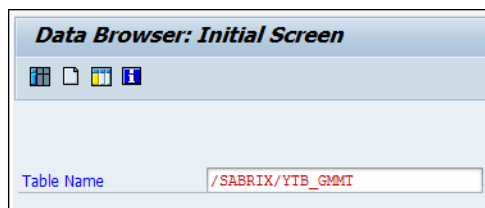
The ONESOURCE Indirect Tax Integration for SAP Goods Movement uses the assigned tax accounts to post the tax accruals resulting from the goods movements transactions as calculated by Determination.

MAINTAINING THE ALLOWED MOVEMENT TYPES MAPPING TABLE

A custom table has been included in the ONESOURCE Indirect Tax Integration for SAP Goods Movement transport object: table /SABRIX/YTB_GMMT. This table is the main driver for the Goods Movement solution, indicating which movement types are to be considered as relevant for tax evaluation on Goods Movements. Clients are responsible for maintaining this table as part of the initial setup.

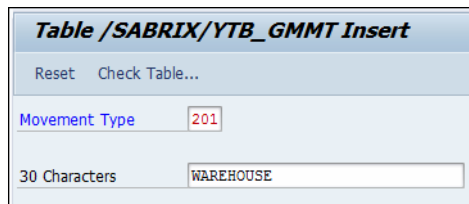
To create the new entries in the table follow these instructions:

1. Use transaction **SE16** and enter the table name /SABRIX/YTB_GMMT.



The screenshot shows the 'Data Browser: Initial Screen' for the table /SABRIX/YTB_GMMT. The interface includes a title bar, a toolbar with icons for grid, print, and help, and a text field labeled 'Table Name' containing the value '/SABRIX/YTB_GMMT'.

2. Select **Create Entries (F5)**
3. Enter the movement type relevant for tax treatment into the **Movement Type** field.
4. Enter **WAREHOUSE** into the **30 Characters** field.



The screenshot shows the 'Table /SABRIX/YTB_GMMT Insert' screen. It features a title bar, buttons for 'Reset' and 'Check Table...', and two input fields: 'Movement Type' with the value '201' and '30 Characters' with the value 'WAREHOUSE'.



The "30 Characters" text shown above must be entered exactly as shown.

14 | **INSTALLING THE INTEGRATION**
POST-INSTALLATION CONFIGURATION

5. Save your entry and repeat as necessary.
6. Review your entries when finished.

Data Browser: Table /SABRIX/YTB_GMMT Select Entries

Table: /SABRIX/YTB_GMMT
Displayed Fields: 2 of 2 Fixed Columns: [1] List Width

	Movement Type	30 Characters
<input type="checkbox"/>	201	WAREHOUSE
<input type="checkbox"/>	202	WAREHOUSE
<input type="checkbox"/>	221	WAREHOUSE
<input type="checkbox"/>	222	WAREHOUSE
<input type="checkbox"/>	231	WAREHOUSE
<input type="checkbox"/>	232	WAREHOUSE
<input type="checkbox"/>	241	WAREHOUSE
<input type="checkbox"/>	242	WAREHOUSE
<input type="checkbox"/>	251	WAREHOUSE
<input type="checkbox"/>	252	WAREHOUSE
<input type="checkbox"/>	261	WAREHOUSE
<input type="checkbox"/>	262	WAREHOUSE
<input type="checkbox"/>	281	WAREHOUSE
<input type="checkbox"/>	282	WAREHOUSE
<input type="checkbox"/>	291	WAREHOUSE
<input type="checkbox"/>	292	WAREHOUSE
<input type="checkbox"/>	551	WAREHOUSE
<input type="checkbox"/>	552	WAREHOUSE



Upgrade customers using a version prior to 1.0.2.0 must maintain values previously stored in YTB_SABRIX_GM_MT that are now stored in /SABRIX/YTB_GMMT. Values in the old table are retained for upgrade and reference purposes only; They are no longer used.

RUNNING THE INTEGRATION

This chapter provides a step-by-step guide on how to calculate the tax on goods movement using the ONESOURCE provided solution.

RUNNING THE ONESOURCE INDIRECT TAX INTEGRATION FOR SAP GOODS MOVEMENT

Once the Integration has been installed:

1. Start the application using transaction **SA38**.
2. When prompted to enter a program name, enter `/SABRIX/Y_SABRIX_GM` as shown here:

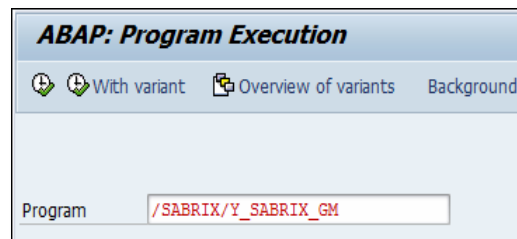


FIGURE 6: PROGRAM EXECUTION

SELECTING PARAMETERS

Once you start the program, the **Parameter Selection** page appears.

The Parameter Selection page has five main sections for parameter entry:

- Data selection.
- Tax structure selection.
- Posting parameters for JE and Determination update.
- ALV selection (for entering optional report layout variants).
- Additional order movement types.

ONESOURCE Indirect Tax Integration for SAP Goods Movement

Data selection

Source Company Code	3000	to		→
Financial doc number		to		→
Fiscal Year	2011			
Posting date	04/28/2011	to		→
Document type	WA	to		→
Plant		to		→
Movement type	201	to		→
Special Stock Indicator		to		→
Accounting indicator		to		→
G/L Account		to		→
Order Type		to		→

Tax structure selection

Tax code	ZZ
----------	----

Posting parameters for JE and Sabrix update

Posting date	04/28/2011
Chart of account	CAUS
Default tab payable - BS acct	154004
Tax Offset G/L Account	892011
<input type="checkbox"/> Post tax transactions?	

ALV selection

ALV layout variant	
--------------------	--

Additional Order Movement Types

Movement types with Orders	261	to		→
----------------------------	-----	----	--	---

FIGURE 7: PARAMETER SELECTION

See the following section for descriptions of screen sections and entry fields.

ENTERING DATA SELECTION PARAMETERS

Field Name	Required / Optional	Description
Source company code	Required	One or several company codes.
Financial document number	Optional	Select a specific number or a range of numbers related to SAP financial goods movements.
Fiscal year	Required	For example: 2011
Posting date	Required	Select the date range of the goods movements transactions on which tax needs to be computed and accrued.
Document type	Required	Default is WA (the standard SAP document type for Goods Issue documents).
Plant	Optional	Plant or list of plants for which to select Goods Issue documents.
Movement type	Required	Select the movement types to consider. For example: 201 for Goods Issue to a cost center.
Special Stock Indicator	Optional	Specifies the special stock type. If you need to separately manage certain stock (for example, consignment stock) of a material, the stock type in question is defined using this indicator.
Accounting indicator	Optional	Used to filter movements based on the accounting indicator (field BEMOT in table MSEG).
G/L Account	Optional	The G/L account number identifies the G/L account in a chart of accounts.
Order Type	Optional	Key that differentiates orders according to their purpose. The order type contains a range of parameters which affect the way the order is processed. For example, using the order type, you can specify: <ul style="list-style-type: none"> • The number ranges to be used for the orders. • Which criteria are used when selecting a routing. • How the order is to be costed.

ENTERING THE TAX STRUCTURE SELECTION PARAMETER

Field Name	Required / Optional	Description
Tax code	Required	This tax code determines the SAP tax configuration that users want to use. Users should implement a tax code specifically created for internal goods movements as described in <i>POST-INSTALLATION CONFIGURATION</i> (page 11).

ENTERING THE POSTING PARAMETERS FOR G/L AND ONESOURCE INDIRECT TAX AUDIT UPDATE PARAMETERS

Field Name	Required / Optional	Description
Posting Date	Required	The posting date for the tax accruals. It will also determine the posting date of the tax document in Determination.
Chart of Accounts	Required	The chart of accounts used to post the tax accruals in SAP.
Default Tax Payable Account	Required	<p>This field value is used if the SAP system was not configured to allocate G/L accounts to the tax code used (see <i>POST-INSTALLATION CONFIGURATION (page 11)</i>), or if for a given SAP Jurisdiction level no G/L account was assigned in the tax code setup. If this is the case, the program uses the default tax payable account indicated here for all tax jurisdiction lines.</p> <p>Note: This is usually the case for levels above Level 4. We recommend using the value of Level 4 as default value for this field.</p> <p>Note: See the Tax Offset G/L Account parameter below for how the tax accrual is posted.</p>
Tax Offset G/L Account	Optional	<p>This field value is used to post the tax offset in the accrual posting:</p> <ul style="list-style-type: none"> • If BLANK than the account of the original SAP goods movement document will be used, • If a G/L Account is provided that account will be used for all documents processed in this run for posting the tax offset.
Post Tax Transactions (Check Button)	Optional (Default is unchecked)	<p>Unchecked: If unchecked, you can run the program in test mode and view the results. The program calls Determination, and displays the results and entries that would be posted. However, it does not post any entries in SAP nor does it update the Determination audit database.</p> <p>Checked: If checked, all entries that are ready will run and post to the SAP GL accounts and to the Determination audit database.</p>

ADDITIONAL ORDER MOVEMENT TYPES

Field Name	Required / Optional	Description
Movement types with Orders	Optional	<p>Values are dependent on the Movement Type data selection parameter. Order-based movement types must also be stated in this field because these movement types require a different jurisdiction source: the order ship-to instead of the value from BSEG.</p> <p>Default values are 261 and 262.</p>

ENTERING THE ALV SELECTION PARAMETER

Field Name	Required / Optional	Description
ALV Layout Variant	Optional	<p>The ONESOURCE Indirect Tax Integration for SAP Goods Movement uses ALV reporting. It allows users to customize their report by saving the layout with a variant.</p> <p>Enter a report variant to run the program, and this variant will be used in the report display feature of the program.</p>

REPORT DISPLAY

After all of the required parameters have been entered and the ONESOURCE Indirect Tax Integration for SAP Goods Movement is executed, you will see the results in a custom report, an example of which is below. This report offers drilldown and analysis opportunities that are described in the following sections.


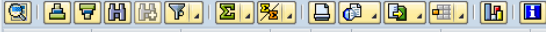
Tax Booking Results Screen											
 THOMSON REUTERS											
											
Orig. fin.	Mat. Doc.	HeaderText	CoCd	Year	Doc. Date	Doc. Type	Mvmt Type	Comment	Tax accrual doc	Σ Coun...	Taxes
4900000022	4900000057		3000	2011	04/28/2011	WA	201	InterCo/No tbgcd in table BSEG		1	
4900000024	4900000059		3000	2011	04/28/2011	WA	201	Tax already booked	100000014	1	
4900000046	4900000086		3000	2011	04/28/2011	WA	201	Ready to post		1	Tax Details
										3	

FIGURE 8: SAMPLE REPORT OUTPUT

Field Name	Drilldown Available	Purpose
Original Financial Document	Yes	The SAP financial goods movement document.
Material Document	Yes	The SAP material movement document.
Document header text	No	The header text of the SAP financial goods movement.
Company code	No	The company code for the goods movement.
Fiscal year	No	The fiscal year of the goods movement.
Document date	No	The document date of the goods movement.
Document type	No	The document type of the goods movement.
Movement type	No	The movement type of the goods movement.
Comment	No	The status of the goods movement. (See the following table for a detailed description of the possible values.) Note: see table on next page.
Tax accrual document number	Yes	The tax accrual document number posted by the program.
Counter	No	Used to provide a count of report lines.
Taxes	Yes	Link to Tax Jurisdiction Level details

The **Comment** field of the report provides information about the posting status of the goods movement transaction on that row of the report. The following table describes the possible values found in this column.

Value	Description
Ready to post	Tax on goods movement can be computed and is ready for posting.
Posting successful	Tax was computed, posted in SAP, and the Determination audit database was updated.
Tax already booked	Means that tax was computed and a tax accrual was already booked for this goods movement document. Each tax accrual document posted by the ONESOURCE Indirect Tax Integration for SAP Goods Movement references the original goods movement document number, and the header text shows 'Sabrix tax'. (This unique key provides the information needed to determine if tax has already been posted.)
Tax calculate/update failed	The calculation or the update could not be performed. NOTE: The tax document will be posted in SAP only if the Determination update was successful.
InterCo/No txjcd in table BSEG	The program could not find any tax jurisdiction or the goods movement document is an inter-company transaction.
No tax	The tax calculated is zero.

REPORT DRILLDOWNS

The report output provides drilldown opportunities on four columns:

- Original Financial Document
- Material Document
- Tax Accrual Document Number
- Tax Details

You can click on the desired value in the report to view drilldowns.

Original Financial Document Drilldown

Display Document: Data Entry View

Display Currency General Ledger View

Data Entry View

Document Number: 4900000046 Company Code: 3000 Fiscal Year: 2011
 Document Date: 04/28/2011 Posting Date: 04/28/2011 Period: 4
 Reference: Cross-CC no.:
 Currency: USD Texts exist: ☐ Ledger Group:

3000

C...	Itm	PK	S	Account	Description	Amount	Curr.	Tx	Cost Center	Order	Profit Ce
	1	99		792000	Finished goods inven	1,250.00-	USD				3000
	2	81		892000	Inventory change - f	1,250.00	USD		1810		3000
	3	99		792000	Finished goods inven	300.00-	USD				
	4	81		892000	Inventory change - f	300.00	USD		1810		3000

FIGURE 9: ORIGINAL FINANCIAL DOCUMENT DRILLDOWN

Material Document Drilldown

Display Material Document 4900000086 : Overview

Details from Item Material Accounting Documents...

Posting Date: 04/28/2011 Name: STEFANB

Items

Item	Quantity	EUn	Material	Plnt	SLoc	Batch	Re	MvT	S	S
			BUn	Material Description		Reserv.No.	Itm	FI		
1	5	EA	S-1000	3000	0001		201	-		
			Pump PRECISION 100							
2	2	EA	S-1001	3000	0001		201	-		
			Pump SUPPER POWER 107							

FIGURE 10: MATERIAL DOCUMENT DRILLDOWN

Tax Accrual Document Drilldown

Display Document: Data Entry View

Taxes Display Currency General Ledger View

Data Entry View

Document Number 100000017 Company Code 3000 Fiscal Year 2011

Document Date 04/28/2011 Posting Date 04/28/2011 Period 4

Reference 4900000046 Cross-CC no. Ledger Group

Currency USD Texts exist

C...	Item	PK	S	Account	Description	Amount	Curr.	Tx	Cost Center	Order	Profit C
3000	1	40		892011	GM offset	110.94	USD	ZZ	1810		3000
	2	40		892011	GM offset	26.63	USD	ZZ	1810		3000
	3	50		154001	Tax Accrual Level 1	50.00-	USD	ZZ			
	4	50		154003	Tax Accrual Level 3	56.25-	USD	ZZ			
	5	50		154004	Tax Accrual Level 4	4.69-	USD	ZZ			
	6	50		154001	Tax Accrual Level 1	12.00-	USD	ZZ			
	7	50		154003	Tax Accrual Level 3	13.50-	USD	ZZ			
	8	50		154004	Tax Accrual Level 4	1.13-	USD	ZZ			

FIGURE 11: TAX ACCRUAL DOCUMENT DRILLDOWN

The tax journal entries are detailed by goods movement line and tax jurisdiction. Each tax jurisdiction accrued amount can be booked under a specific tax accrual General Ledger account, as shown above.

As described in **POST-INSTALLATION CONFIGURATION (page 11)**, you should use a specific tax code and associate G/L accounts to it. This way, each tax jurisdiction accrual is booked to those associated accounts. This enables straightforward accounting reconciliation as well as separation between standard SAP tax and tax booked by the ONESOURCE Indirect Tax Integration for SAP Goods Movement.

Tax Details Drilldown

The Tax Details drilldown allows the view of the tax jurisdiction levels the tax is posted to, based on the tax results calculated by the ONESOURCE Indirect Tax Determination and returned to SAP..

Tax Details Screen

THOMSON REUTERS


Orig. fin. doc.	Item	Jurisdiction level	Tax rate	Tax amount	Tax base amount	EXEMPT A...	E...
4900000046	1	1	4.00	50.00	1250.00	0.00	
4900000046	1	3	4.50	56.25	1250.00	0.00	
4900000046	1	5	0.38	4.69	1250.00	0.00	
4900000046	2	1	4.00	12.00	300.00	0.00	
4900000046	2	3	4.50	13.50	300.00	0.00	
4900000046	2	5	0.38	1.13	300.00	0.00	



Tax Details will only be available when an actual call to Determination was made; once a document is posted to G/L, tax details can be seen there instead.

DETERMINATION AUDIT

The ONESOURCE Indirect Tax Integration for SAP Goods Movement writes tax accruals to SAP as well as to ONESOURCE Indirect Tax Determination audit database. Tax accruals are posted by authority to support returns filling. For information on running the Invoice Detail Report, see ONESOURCE Indirect Tax Determination *Users Guide*.


THOMSON REUTERS
US Document Reconciliation

Run Date: 25-Apr-2011 03:42:23 PM
Data Last Refreshed: 25-Apr-2011 03:32:14 PM
Company Name(s): SAP US INC-0000, SAP US INC-0000
Date Type: Fiscal
Start Date: 25-Apr-2011
End Date: 25-Apr-2011
Credit Fully Exempt: No

Company Name: SAP US INC-0000
Company Rate: Super
Gross Amount: 1,550.00
Customer Number:
Document Number: 0100000017
Document Currency: USD
Calculation Type: Credit Flag: No
Taxable Amount: 1,550.00
Tax Amount: 137.57
Calculated Tax Rate: 0.00875
Division:
OL Account:

Line Number	Description	Quantity	Product Code	Commodity Code	Transaction Type	Gross Amount	Exempt Amount	Taxable Amount	Tax Amount	Calculated Tax Rate	State Tax Amount	County Tax Amount	City Tax Amount	District Tax Amount		
1		0	0000		Goods	1,200.00	0.00	1,200.00	110.94	0.00875	60.00	0.00	30.25	4.69		
2		0	0000		Shops	350.00	0.00	350.00	30.63	0.00875	15.00	0.00	15.00	1.15		
						1,550.00	0.00	1,550.00	137.57		62.00	0.00	45.25	5.84		
Subtotals for 0100000017 - Line 1																
Authority Type	Tax Authority Name	Authority Official Name	Gross Amount	Exempt Amount	Taxable Amount	Tax Amount	Tax Rate	Taxable State	Taxable County	Taxable City	Taxable District	Taxable Postcode				
City Sales Use	NY - NEW YORK CITY CITY SALES USE TAX	NEW YORK CITY	1,200.00	0.00	1,200.00	86.25	0.04500	NEW YORK	NEW YORK	NEW YORK		10007				
Direct Sales Use	NY - METROPOLITAN TRANSIT AUTHORITY DISTRICT SALES USE TAX	MET CTD (NEW YORK)	1,200.00	0.00	1,200.00	4.69	0.00375	NEW YORK	NEW YORK	NEW YORK		10007				
State Sales Use	NY - STATE SALES USE TAX	NEW YORK	1,200.00	0.00	1,200.00	60.00	0.04000	NEW YORK	NEW YORK	NEW YORK		10007				
Subtotals for 0100000017 - Line 1																
						110.94	0.00875									
Authority Type	Tax Authority Name	Authority Official Name	Gross Amount	Exempt Amount	Taxable Amount	Tax Amount	Tax Rate	Taxable State	Taxable County	Taxable City	Taxable District	Taxable Postcode				
City Sales Use	NY - NEW YORK CITY CITY SALES USE TAX	NEW YORK CITY	300.00	0.00	300.00	13.00	0.04500	NEW YORK	NEW YORK	NEW YORK		10007				
Direct Sales Use	NY - METROPOLITAN TRANSIT AUTHORITY DISTRICT SALES USE TAX	MET CTD (NEW YORK)	300.00	0.00	300.00	1.15	0.00375	NEW YORK	NEW YORK	NEW YORK		10007				
State Sales Use	NY - STATE SALES USE TAX	NEW YORK	300.00	0.00	300.00	12.00	0.04000	NEW YORK	NEW YORK	NEW YORK		10007				
Subtotals for 0100000017 - Line 2																
						26.15	0.00875									

FIGURE 12: INVOICE DETAIL REPORT

FUNCTIONAL AND TECHNICAL DETAILS

This chapter provides background information about how the ONESOURCE Indirect Tax Integration for SAP Goods Movement leverages standard SAP and ONESOURCE Indirect Tax functionality.

GENERAL FUNCTIONAL INFORMATION

- The ONESOURCE Indirect Tax Integration for SAP Goods Movement was built to accrue tax on goods movements entered with SAP transactions, such as MB1A or MIGO, where goods are issued from inventory.
- It should be run at each period close to accrue tax on internal goods movements.
- The **Parameter Selection** page (*page 17*) enables users to specify which movement types they want to consider.
- Always run the program in test mode first to analyze the proposed tax accruals.
- You can schedule the program as a batch job and therefore have it execute automatically in the background.

INTEGRATION WITH STANDARD SAP FUNCTIONALITY

The ONESOURCE Indirect Tax Integration for SAP Goods Movement updates the following SAP external tax tables with the newly created tax documents in addition to the GL posting tables:

- ETXDCH
- ETXDCI
- ETXDCJ

As with standard SAP tax functionality, you can display internal tax documents with the SAP report **RFYTXDISPLAY**, select the **Tax sent** button for the document in question, and then review the values of the ETXDC* tables.

Program for displaying a list of documents for the external tax system

Items with tax data as posted in S/I
External-tax-document number: 00000000221
Currency used for updating external system: USD

Tax item	Tx	Jurisdiction code	Jur. level	Tax item	CoCd	Ind. AP AR	Tax date	Jur.Shipgro	Jur.Shipgr	Material	LC tax base amount	LC tax amount	Condition rate	G/L
22	USNY10007XXXXX	1		1	3000	V	04/20/2011	USNY10007XXXXX	USNY10001XXXXX	S-1000	1,250.00	50.00	4.000	154001
22	USNY10007XXXXX	3		1	3000	V	04/20/2011	USNY10007XXXXX	USNY10001XXXXX	S-1000	1,250.00	56.25	4.500	154002
22	USNY10007XXXXX	4		1	3000	V	04/20/2011	USNY10007XXXXX	USNY10001XXXXX	S-1000	1,250.00	0.00	0.000	154003
22	USNY10007XXXXX	5		1	3000	V	04/20/2011	USNY10007XXXXX	USNY10001XXXXX	S-1000	1,250.00	4.69	0.975	154004
22	USNY10007XXXXX	6		1	3000	V	04/20/2011	USNY10007XXXXX	USNY10001XXXXX	S-1000	1,250.00	0.00	0.000	154004
22	USNY10007XXXXX	1		2	3000	V	04/20/2011	USNY10007XXXXX	USNY10001XXXXX	S-1001	300.00	12.00	4.000	154001
22	USNY10007XXXXX	3		2	3000	V	04/20/2011	USNY10007XXXXX	USNY10001XXXXX	S-1001	300.00	13.50	4.500	154002
22	USNY10007XXXXX	4		2	3000	V	04/20/2011	USNY10007XXXXX	USNY10001XXXXX	S-1001	300.00	0.00	0.000	154003
22	USNY10007XXXXX	5		2	3000	V	04/20/2011	USNY10007XXXXX	USNY10001XXXXX	S-1001	300.00	0.00	0.000	154004
22	USNY10007XXXXX	6		2	3000	V	04/20/2011	USNY10007XXXXX	USNY10001XXXXX	S-1001	300.00	0.00	0.000	154004

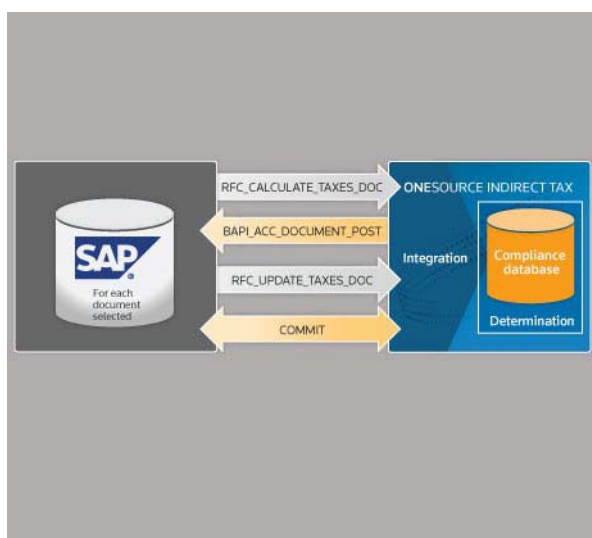
FIGURE 13: RFYTXDISPLAY SAMPLE OUTPUT

FLOW LOGIC AND TECHNICAL COMPONENTS

The ONESOURCE Indirect Tax Integration for SAP Goods Movement was built to maximize the synchronization of SAP with ONESOURCE Indirect Tax Determination. When a tax accrual is booked in SAP, ONESOURCE Indirect Tax Determination audit database is also updated. Conversely, if ONESOURCE Indirect Tax Determination cannot be updated, the SAP accrual will not be booked.

The ONESOURCE Indirect Tax Integration for SAP Goods Movement uses the traditional RFC functions **RFC_CALCULATE_TAXES_DOC** and **RFC_UPDATE_TAXES_DOC** to calculate tax and update the ONESOURCE Indirect Tax Determination system.

A standard SAP BAPI function, **BAPI_ACC_DOCUMENT_POST**, is used to post the tax accruals to SAP. A “double” **COMMIT** function ensures that the SAP GL and Tax Tables as well as the ONESOURCE Indirect Tax Determination audit tables are updated.



SUPPORT OF SAP STANDARD TAX USER-EXIT

The ONESOURCE Indirect Tax Integration for SAP Goods Movement supports the SAP provided Tax User-Exit to enable customers to enhance the tax data content sent from SAP to ONESOURCE Indirect Tax Determination with additional information. To do so follow the instructions provided in the *SAP R/3 Tax Interface Configuration Guide Appendix C* (see **REFERENCES TO RELEVANT DOCUMENTATION (page 4)** for information on how to obtain this document).

PROGRAM COMPONENT DESCRIPTIONS

The ONESOURCE Indirect Tax Integration for SAP Goods Movement application consists of the components shown in the following table.

Component Type	Component
Name Space	/SABRIX/
Devpt class	/SABRIX/Y_SABRIX
Main program	/SABRIX/Y_SABRIX_GM
Includes	/SABRIX/Y_SABRIX_GM_INC_TOP
	/SABRIX/Y_SABRIX_GM_INC_FORMS
	/SABRIX/Y_SABRIX_GM_INC_ALV
Custom classes	/SABRIX/YCL_SABRIX_GM
	/SABRIX/YCL_SABRIX_GM_ALV
Custom structures	/SABRIX/YST_SABRIX_GM_ALV
	/SABRIX/YST_SABRIX_GM_ALV_TAX
	/SABRIX/YST_SABRIX_GM_BKPF
	/SABRIX/YST_SABRIX_GM_BSEG
	/SABRIX/YST_SABRIX_GM_MSEG
Custom msg class	/SABRIX/YMS_SABRIX_GM
Custom table types	/SABRIX/YTT_SABRIX_GM_ALV
	/SABRIX/YTT_SABRIX_GM_ALV_TAX
	/SABRIX/YTT_SABRIX_GM_BKPF
	/SABRIX/YTT_SABRIX_GM_BSEG
	/SABRIX/YTT_SABRIX_GM_MSEG
Custom table	/SABRIX/YTB_GMMT Note: table YTB_SABRIX_GM_MT has been de-supported as of version 1.0.2.0.
Screens	0100, 0300
GUIs	PF_100, PF_300
GUI Titles	Y_SABRIX_GM_GUI
	Y_SABRIX_GM_GUI1
MIME binary	Y_SABRIX_LOGO
Main tables used	BKPF Accounting Document Header
	BSEG Accounting Document Segment
	MSEG Document Segment: Material
	SKA1 G/L Account Master (Chart of Accounts)
	T001 Company Codes

Component Type	Component
	T004 Directory of Charts of Accounts
	T005 Countries
	T007A Tax Keys
	TTXD Description of Tax Jurisdiction Code Structure

MAPPING SAP FIELDS TO DETERMINATION INPUT XML ELEMENTS

This chapter describes the mapping between SAP Goods Movement source fields and how they are mapped to the SAP RFC structure within the ONESOURCE Indirect Tax Integration for SAP Goods Movement program. The Input and Output XML mapping is the same as that used by the ONESOURCE Indirect Tax Integration for SAP. See the *ONESOURCE Indirect Tax Integration for SAP Installation Guide* for a list of these XML mappings.

Goods Movement	SAP RFCs
SAP_CONTROL_DATA	
SY-HOST	APP_SERVER
SY-SAPRL	SAP_VERSION
TTXD-INTVERSION	INTERF_VERSION
TAX_*_HEAD_IN00	
SY-SYSID	SYST_NAME
SY-MANDT	CLIENT
BKPF-BUKRS	COMP_CODE
BKPF-BELNR	DOC_NUMBER
BKPF-WAERS	CURRENCY
TCURX-CURRDEC or '002'	CURR_DEC
TTXD-LENG1	TXJCD_L1
TTXD-LENG2	TXJCD_L2
TTXD-LENG3	TXJCD_L3
TTXD-LENG4	TXJCD_L4
TAX_PER_ITEM	TAX_PER_ITEM
NR_LINE_ITEMS	NR_LINE_ITEMS
TAX_*_ITEM_IN00	
SY-TABIX	ITEM_NO
SY-TABIX	POS_NO
N/A	GROUP_ID
T001-LAND1	COUNTRY
N/A	DIVISION
BSEG-MATNR	MATNR

Goods Movement	SAP RFCs
TTXP-XPRCD	PROD_CODE
N/A	GROUP_PROD_CODE
N/A	QUANTITY
N/A	UNIT
T007A-MWART	APAR_IND
T007A-TXIND	TAX_TYPE
N/A	EXEMP_IND
BKPF-BUDAT	TAX_DATE
T001W-TXJCD	TXJCD_SF
Lookup logic follows this priority order: 1) Ship-to on Order KNA1-TXJCD 2) Value of MSEG-TXJCD 3) Plant T001W-TXJCD 4) Raise an Error	TXJCD_ST
N/A	TXJCD_POA
N/A	TXJCD_POO
BSEG-WRBTR	AMOUNT
N/A	GROSS_AMOUNT
N/A	FREIGHT_AM
N/A	EXEMPT_AMT
BKPF-BUDAT	REP_DATE
T156-SHKZG	CREDIT_IND
N/A	ACCNT_NO
N/A	ACCNT_CLS
N/A	COST_OBJECT
N/A	PTP_IND
N/A	EXCERTIF
N/A	EXREASON
"GM"	USER_DATA
N/A	STORE_CODE
N/A	USER_REPT_DATA



In the table, * denotes either CALCULATE for RFC_CALCULATE_TAXES_DOC or UPDATE for RFC_UPDATE_TAXES_DOC.



As part of OSS notes 2272556 and 1828700 or any EHP level which includes these Notes, SAP clears the TXJCD value before updating BSEG and MSEG tables which causes failure in the GM posting program while posting taxes since the program needs the TXJCD value for successful posting. This issue is taken care of by finding the TXJCD in this order:

- a) Check Cost Center, if not in Cost Center
- b) Check Plant, if not in Plant
- c) Check Company Code, if not in Company Code.
- d) Error.