

**1040
Quickfinder[®] Handbook
(2022 Tax Year)**

Post-publication Updates

Replacement Pages for Two-Sided (Duplex) Printing

Instructions: This packet contains “marked up” changes to the pages in the *1040 Quickfinder[®] Handbook* that were affected by developments after the *Handbook* was published.

This is a specially designed update packet for owners of the 3-ring binder version of the *Handbook* who have access to a printer that prints two-sided (duplex). Simply print the entire PDF file (make sure to select two-sided or duplex printing), three-hole punch the pages, and then replace the pages in your *Handbook*. It's that easy.

2022 States Quick Reference



Tab 2 Topics

State Individual Income Tax Quick Reference Chart (2022)	Page 2-1	Mississippi.....	Page 2-12
General	Page 2-3	Missouri.....	Page 2-12
Alabama.....	Page 2-3	Montana.....	Page 2-13
Alaska.....	Page 2-3	Nebraska.....	Page 2-13
Arizona.....	Page 2-3	Nevada.....	Page 2-13
Arkansas.....	Page 2-4	New Hampshire.....	Page 2-13
California.....	Page 2-4	New Jersey.....	Page 2-14
Colorado.....	Page 2-5	New Mexico.....	Page 2-14
Connecticut.....	Page 2-5	New York.....	Page 2-14
Delaware.....	Page 2-5	North Carolina.....	Page 2-15
District of Columbia.....	Page 2-6	North Dakota.....	Page 2-16
Florida.....	Page 2-6	Ohio.....	Page 2-16
Georgia.....	Page 2-6	Oklahoma.....	Page 2-17
Hawaii.....	Page 2-7	Oregon.....	Page 2-17
Idaho.....	Page 2-7	Pennsylvania.....	Page 2-17
Illinois.....	Page 2-8	Rhode Island.....	Page 2-18
Indiana.....	Page 2-8	South Carolina.....	Page 2-18
Iowa.....	Page 2-8	South Dakota.....	Page 2-18
Kansas.....	Page 2-9	Tennessee.....	Page 2-18
Kentucky.....	Page 2-9	Texas.....	Page 2-18
Louisiana.....	Page 2-10	Utah.....	Page 2-19
Maine.....	Page 2-10	Vermont.....	Page 2-19
Maryland.....	Page 2-11	Virginia.....	Page 2-19
Massachusetts.....	Page 2-11	Washington.....	Page 2-19
Michigan.....	Page 2-11	West Virginia.....	Page 2-20
Minnesota.....	Page 2-12	Wisconsin.....	Page 2-20
		Wyoming.....	Page 2-20

State Individual Income Tax Quick Reference Chart (2022)

State	Website	Maximum Rate	Return Due Date ¹	Resident Tax Form Number	Accepts Federal Extension?	State Extension/ Payment Voucher
Alabama	https://revenue.alabama.gov	5.00%	April 15	40	No	40V ²
Alaska	https://tax.alaska.gov	N/A—no individual income tax				
Arizona	https://azdor.gov	2.98	April 15	140	Yes	204 ³
Arkansas	www.dfa.arkansas.gov	4.90	April 15	AR1000F	Yes	AR1055-IT ⁴ / AR1000ES ⁵
California	www.ftb.ca.gov	12.30	April 15	540	No	3519 ²
Colorado	https://tax.colorado.gov	4.40	April 15	104	No	0158-I ²
Connecticut	https://portal.ct.gov/drs	6.99	April 15	CT-1040	Yes	CT-1040EXT ³
Delaware	https://revenue.delaware.gov	6.60	April 30	PIT-RES	No	PIT-EXT
District of Columbia	https://otr.cfo.dc.gov	10.75	April 15	D-40	No	FR-127
Florida	https://floridarevenue.com/taxes	N/A—no individual income tax				
Georgia	https://dor.georgia.gov	5.75	April 15	500	Yes	IT-303 ⁴ /IT-560 ⁵
Hawaii	https://tax.hawaii.gov	11.00	April 20	N-11	No	N-101A ²
Idaho	https://tax.idaho.gov	6.00	April 15	40	No	51 ²
Illinois	www2.illinois.gov/rev/	4.95	April 15	IL-1040	No	IL505-I ²
Indiana	https://in.gov/dor	3.23	April 15	IT-40	Yes	IT-9 ³

Table continued on the next page

State Individual Income Tax Quick Reference Chart (2022) (Continued)

State	Website	Maximum Rate	Return Due Date ¹	Resident Tax Form Number	Accepts Federal Extension?	State Extension/ Payment Voucher
Iowa	https://tax.iowa.gov	8.53%	April 30	IA 1040	No	IA 1040V ²
Kansas	https://ksrevenue.gov	5.70	April 15	K-40	Yes	K-40V ²
Kentucky	https://revenue.ky.gov	5.00	April 15	740	Yes	740EXT ⁴
Louisiana	https://revenue.louisiana.gov/	4.25	May 15	IT-540	No	R-2868V ^{5,9}
Maine	https://maine.gov/revenue	7.15	April 15	1040ME	No	1040EXT-ME ²
Maryland	https://marylandtaxes.gov	5.75	April 15	502	Yes	PV ⁶
Massachusetts	https://mass.gov/orgs/massachusetts-department-of-revenue	12.00	April 15	1	No	M-4868 ²
Michigan	https://michigan.gov/taxes	4.25	April 15	MI-1040	Yes	4 ²
Minnesota	https://revenue.state.mn.us	9.85	April 15	M1	No	⁹
Mississippi	https://dor.ms.gov	5.00	April 15	80-105	Yes	80-106 ²
Missouri	https://dor.mo.gov	5.30	April 15	MO-1040	Yes	MO-60 ³
Montana	https://mtrevenue.gov	6.75	April 15	2	No	Form-IT ^{5,7}
Nebraska	https://revenue.nebraska.gov	6.84	April 15	1040N	Yes	4868N ³
Nevada	https://tax.nv.gov	N/A—no individual income tax				
New Hampshire	https://revenue.nh.gov	7.60	April 15	DP-10/1040-NH	No	DP-59-A ² , BT-EXT ²
New Jersey	https://state.nj.us/treasury/taxation	10.75	April 15	NJ-1040	Yes	NJ-630 ³
New Mexico	https://tax.newmexico.gov	5.90	April 15	PIT-1	Yes	RPD-41096 ³
New York	https://tax.ny.gov	10.90	April 15	IT-201	No	IT-370
North Carolina	https://ncdor.gov	4.99	April 15	D-400	Yes	D-410
North Dakota	http://nd.gov/tax	2.90	April 15	ND-1	Yes	1014/ND-1EXT ⁵
Ohio	https://tax.ohio.gov	3.99	April 15	IT 1040	Yes	IT 40P ⁵
Oklahoma	https://oklahoma.gov/tax	4.75	April 15	511	Yes	504-I ³
Oregon	https://oregon.gov/dor	9.90	April 15	OR-40	Yes	40-V ³
Pennsylvania	https://revenue.pa.gov	3.07	April 15	PA-40	Yes	REV-276 ³
Rhode Island	www.tax.ri.gov	5.99	April 15	RI-1040	Yes	RI-4868 ³
South Carolina	https://dor.sc.gov	7.00	April 15	SC1040	Yes	SC4868 ³
South Dakota	https://dor.sd.gov	N/A—no individual income tax				
Tennessee	www.tn.gov/revenue	N/A—no individual income tax				
Texas	https://comptroller.texas.gov/	N/A—no individual income tax				
Utah	https://tax.utah.gov	4.85	April 15	TC-40	No	TC-546 ²
Vermont	https://tax.vermont.gov	8.75	April 15	IN-111	Yes	IN-151
Virginia	https://tax.virginia.gov	5.75	May 1	760	No	760IP ²
Washington	https://dor.wa.gov	N/A—no individual income tax ¹⁰				
West Virginia	https://revenue.wv.gov	6.50	April 15	IT-140	Yes	Sch L ³
Wisconsin	https://revenue.wi.gov	7.65	April 15	1	Yes	1-ES ⁸
Wyoming	http://revenue.wyo.gov	N/A—no individual income tax				

¹ See *Return due date* on Page 2-3.

² File only if tax due. If no tax due, return is extended without any action by taxpayer.

³ File if federal Form 4868 not filed or if tax due.

⁴ File if federal Form 4868 not filed.

⁵ Use to pay any tax due.

⁶ File if Form 4868 not filed and tax is due. If Form 4868 not filed and no tax due, request extension online.

⁷ Automatic extension granted if certain requirements met.

⁸ Use to remit payment if tax due. If no federal 4868 filed, attach a statement to the return.

⁹ Extension filed electronically.

¹⁰ Effective January 1, 2022, Washington imposes a 7% excise tax on individuals with sales or exchanges of long-term capital assets. Only taxpayers owing capital gains tax are required to file a capital gains tax return. Taxpayers must have capital gains in excess of \$250,000. See the *All States Quickfinder® Handbook* for more information.

GENERAL

Tab 2 is for reference purposes and is not intended to include all necessary information to prepare a state income tax return. Its purpose is to provide tax preparers with general information. More detailed information is available in the *All States Quickfinder® Handbook*. You can also use the phone numbers or website addresses provided here to obtain forms and instructions for a particular state.

Many states allow or require electronic filing of returns and/or extensions as well as electronic payment of taxes. Some states have a different due date for electronically filed returns, which is usually later than a paper filed return.

Return due date. The return due dates for filing returns shown in this tab are the statutory due dates. When the statutory due date falls on a weekend or holiday, many states extend the due date until the next working day.

Caution: Tax preparers should check the respective state's instructions to determine the return's exact due date when the statutory due date falls on a weekend or holiday. For federal tax, the 2022 Form 1040 is due on April 18, 2023.

The Quick Tax Method. Use the Quick Tax Method to calculate tax due. In the appropriate state section, find the taxpayer's taxable income bracket and multiply the taxpayer's state taxable income by the given tax rate. Next, subtract the "minus" amount to arrive at the tax due.

Example: Assume MFJ Alabama taxpayers with taxable income of \$57,500.
 $\$57,500 \times 5.0\% - \$80 = \$2,795$ Tax

ALABAMA

Website: <https://revenue.alabama.gov>

Tax assistance: 334-242-1170



2022 Quick Tax Method—For Taxable Income of:

Single, MFS, Head of Family	\$ 0 – 500	$\times 2\%$	minus	\$ 0.00 = Tax
	501 – 3,000	$\times 4\%$	minus	10.00 = Tax
	3,001 and over	$\times 5\%$	minus	40.00 = Tax
MFJ	\$ 0 – 1,000	$\times 2\%$	minus	\$ 0.00 = Tax
	1,001 – 6,000	$\times 4\%$	minus	20.00 = Tax
	6,001 and over	$\times 5\%$	minus	80.00 = Tax

Filing requirements. Residents must file if:

Filing status:	Gross income of at least:
Single.....	\$ 4,500
Head of Family	8,200
MFJ.....	11,500
MFS.....	5,750

Part-year residents must file if:

Filing status:	Gross income of at least:
Single.....	\$ 4,500 (while an Alabama resident)
Head of Family	8,200 (while an Alabama resident)
MFJ.....	11,500 (while an Alabama resident)
MFS.....	5,750 (while an Alabama resident)

Nonresidents must file if gross income is over the allowable prorated exemption. To calculate, multiply the full exemption amount

of \$3,000 for MFJ and Head of Family, or \$1,500 for Single and MFS, by the Alabama percentage of adjusted total income.

Alabama form to file:

- Resident and part-year resident: Form 40 (Alabama Individual Income Tax Return). **Note:** Part-year residents who receive Alabama-source income while a nonresident may also be required to file Form 40NR.
- Nonresident: Form 40NR (Alabama Individual Income Tax Return).

Return due date: April 15

Allowable extension. Alabama allows an automatic six-month extension without written request. If additional tax is due, file Form 40V (Individual Income Tax Payment Voucher) by the original return due date.

ALASKA

Website: <https://tax.alaska.gov>

Tax assistance: 907-269-6620

Filing requirements. The state of Alaska does not have an individual income tax.



ARIZONA

Website: <https://azdor.gov>

Tax assistance: 602-255-3381, 800-352-4090



2022 Quick Tax Method—For Taxable Income of:

Single, MFS	\$ 0 – 28,653	$\times 2.55\%$	minus	\$ 0.00 = Tax
	28,654 and over	$\times 2.98\%$	minus	123.00 = Tax
	55,616 – 166,843	$\times 4.17\%$	minus	670.00 = Tax
	166,844 – 250,000	$\times 4.50\%$	minus	1,221.00 = Tax
MFJ, HOH	\$ 0 – 57,305	$\times 2.55\%$	minus	\$ 0.00 = Tax
	57,306 and over	$\times 2.98\%$	minus	246.00 = Tax
	111,230 – 333,684	$\times 4.17\%$	minus	1,340.00 = Tax
	333,685 – 500,000	$\times 4.50\%$	minus	2,441.00 = Tax

Note: 2022 amounts not available at time of publication. Amounts shown are for 2021.

Filing requirements. Residents, part-year, and nonresidents must file if:

Filing status is:	and gross income is at least:
Single, MFS	\$ 12,950
MFJ	25,900
HOH	19,400

Arizona form to file:

- Resident: Form 140 (Resident Personal Income Tax Return).
- Part-year resident: Form 140PY (Part-Year Resident Personal Income Tax Return).
- Nonresident: Form 140NR (Nonresident Personal Income Tax Return).

Return due date: April 15

Extension form. Form 204 (Application for Filing Extension).

Allowable extension. Arizona allows up to a six-month extension if:

- Taxpayer files federal Form 4868 with the IRS or
- Taxpayer files Form 204.

Also use Form 204 to make a payment, if necessary.

ARKANSAS

Website: www.dfa.arkansas.gov

Tax assistance: 501-682-1100



2022 Quick Tax Method—For Taxable Income of:

All Filing Statuses	\$ —	—	5,099	×	0.0%	minus	\$ 0.00	=	Tax
	5,100	—	10,299	×	2.0	minus	101.98	=	Tax
	10,300	—	14,699	×	3.0	minus	204.97	=	Tax
	14,700	—	24,299	×	3.4	minus	263.77	=	Tax
	24,300	—	87,000	×	4.9	minus	628.25	=	Tax
For taxpayers with income greater than \$87,000									
	\$ —	—	4,400	×	2.0%	minus	\$ 0.00	=	Tax
	4,401	—	8,800	×	4.0	minus	88.00	=	Tax
	8,801	and above	×	4.9	minus	167.20	=	Tax	

Filing requirements. Residents must file if:

Marital status is:	Filing Status is:	Gross income of at least:
Single	Single	\$ 13,447
	HOH with ≤ 1 dependent	19,118
	HOH with ≥ 2 dependents	22,790
Married	MFJ with ≤ 1 dependent	\$ 22,676
	MFJ with ≥ 2 dependents	27,292
	MFS	8,870
Widowed in 2020 or 2021 and not remarried in 2022	QSS with ≤ 1 dependent	\$ 19,118
	QSS with ≥ 2 dependents	22,790

Part-year residents must file if:

Filing status is:	Taxable income is at least:
All Filing Statuses	\$1 (while an Arkansas resident)

Nonresidents must file if:

Filing status is:	Taxable income is at least:
All Filing Statuses	\$1 of Arkansas-source income

Arkansas form to file:

- Resident: Form AR1000F (Arkansas Individual Income Tax Return).
- Part-year and nonresident: Form AR1000NR (Arkansas Individual Income Tax Return).

Return due date: April 15

Extension form. Form AR1055-IT (Request for Extension of Time for Filing Income Tax Returns).

Allowable extension:

- Arkansas allows an automatic seven-month extension if federal Form 4868 is filed *or*
- File Form AR1055-IT to request an extension (to November 15).

CALIFORNIA

Website: www.ftb.ca.gov

Tax assistance: 800-852-5711



2022 Quick Tax Method—For Taxable Income of:¹

Single, Married/ RDP ² filing sep.	\$ —	—	10,099	×	1.0%	minus	\$ —	=	Tax
	10,100	—	23,942	×	2.0	minus	100.99	=	Tax
	23,943	—	37,788	×	4.0	minus	579.83	=	Tax
	37,789	—	52,455	×	6.0	minus	1,335.59	=	Tax
	52,456	—	66,295	×	8.0	minus	2,384.69	=	Tax
	66,296	—	338,639	×	9.3	minus	3,246.53	=	Tax
	338,640	—	406,364	×	10.3	minus	6,632.92	=	Tax
	406,365	—	677,275	×	11.3	minus	10,696.56	=	Tax
Married/ RDP filing jointly and QSS	677,276	and over	×	12.3	minus	17,469.31	=	Tax	
	\$ —	—	20,198	×	1.0%	minus	\$ —	=	Tax
	20,199	—	47,884	×	2.0	minus	201.98	=	Tax
	47,885	—	75,576	×	4.0	minus	1,159.66	=	Tax
	75,577	—	104,910	×	6.0	minus	2,671.18	=	Tax
	104,911	—	132,590	×	8.0	minus	4,769.38	=	Tax
	132,591	—	677,278	×	9.3	minus	6,493.05	=	Tax
	677,279	—	812,728	×	10.3	minus	13,265.83	=	Tax
HOH	812,729	—	1,354,550	×	11.3	minus	21,393.11	=	Tax
	1,354,551	and over	×	12.3	minus	34,938.61	=	Tax	
	\$ —	—	20,212	×	1.0%	minus	\$ —	=	Tax
	20,213	—	47,887	×	2.0	minus	202.12	=	Tax
	47,888	—	61,730	×	4.0	minus	1,159.86	=	Tax
	61,731	—	76,397	×	6.0	minus	2,394.46	=	Tax
	76,398	—	90,240	×	8.0	minus	3,922.40	=	Tax
	90,241	—	460,547	×	9.3	minus	5,095.52	=	Tax
HOH	460,548	—	552,658	×	10.3	minus	9,700.99	=	Tax
	552,659	—	921,095	×	11.3	minus	15,227.57	=	Tax
	921,096	and over	×	12.3	minus	24,438.52	=	Tax	

¹ Does not include the mental health services tax (1% of taxable income over \$1 million).

² Registered domestic partner.

Filing requirements. Residents, part-year, and nonresidents must file if:

Dependents:	0	1	2 or more
California gross income exceeds:			
Single or HOH under age 65	\$20,913	\$35,346	\$46,171
Single or HOH age 65 or over	27,913	38,738	47,398
Married/RDP (joint or separate) both under 65	41,830	56,263	67,088
Married/RDP (joint or separate) one taxpayer age 65 or over	48,830	59,655	68,315
Married/RDP (joint or separate) both 65 or over	55,830	66,655	75,315
QSS under age 65	N/A	35,346	46,171
QSS 65 or older	N/A	38,738	47,398
or California AGI exceeds:			
Single or HOH under age 65	\$16,730	\$31,163	\$41,988
Single or HOH age 65 or over	23,730	34,555	43,215
Married/RDP (joint or separate) both under 65	33,466	47,899	58,724
Married/RDP (joint or separate) one taxpayer age 65 or over	40,466	51,291	59,951
Married/RDP (joint or separate) both 65 or over	47,466	58,291	66,951
QSS under 65	N/A	31,163	41,988
QSS 65 or older	N/A	34,555	43,215

Dependent, any filing status, any age: Income exceeds standard deduction.

Taxpayers must also file if they owe any of the following:

- Tax on a lump-sum distribution.
- Tax on a qualified retirement plan, IRA or medical savings account.
- Tax for children under age 19 or full-time students under age 24 who have investment income greater than \$2,300.
- Alternative minimum tax.
- Recapture taxes.
- Deferred tax on certain installment obligations.
- Tax on an accumulation distribution of a trust.

California form to file:

- Resident: Form 540 (California Resident Income Tax Return).

- Nonresident and part-year resident: Form 540NR (California Nonresident or Part-Year Resident Income Tax Return).

Return due date: April 15

Allowable extension. California allows an automatic six-month extension without written request. Tax due is required to be paid with Form FTB 3519 (Payment for Automatic Extension for Individuals) or online at www.ftb.ca.gov/pay/index.html?WT.mc_id=akPayChoices by the original return due date to avoid penalties and interest.

COLORADO

Website: <https://tax.colorado.gov>

Tax assistance: 303-238-7378

2022 Tax Rate

Income tax rate 4.40%

Filing requirements. Colorado income tax return must be filed if the taxpayer is a:

- Full-year resident of Colorado, part-year resident of Colorado with taxable income while a resident or nonresident of Colorado with Colorado-source income *and*
- Is required to file a federal income tax return or has a current-year Colorado income tax liability.

Colorado form to file:

- Resident, part-year, and nonresident: Form 104 (Colorado Individual Income Tax).
- Part-year and nonresident: Form 104PN (Part-Year Resident/Nonresident Tax Calculation Schedule)—attachment to Form 104.

Return due date: April 15

Allowable extension. Colorado allows an automatic six-month extension without written request. To make a payment, use Form DR 0158-I (Extension Payment Voucher for Colorado Individual Income Tax) or pay online at www.colorado.gov/revenueonline.

CONNECTICUT

Website: <https://portal.ct.gov/drs>

Tax assistance: 860-297-5962, CT 800-382-9463

2022 Quick Tax Method—For Taxable Income of:

Single, MFS	\$ 0 – 10,000	x 3.00% ¹	minus \$ 0.00 = Tax
	10,001 – 50,000	x 5.00	minus 200.00 = Tax
	50,001 – 100,000	x 5.50	minus 450.00 = Tax
	100,001 – 200,000 ²	x 6.00	minus 950.00 = Tax
	200,001 – 250,000	x 6.50	minus 1,950.00 = Tax
	250,001 – 500,000	x 6.90	minus 2,950.00 = Tax
MFJ, QSS	500,001 and over	x 6.99	minus 3,400.00 = Tax
	\$ 0 – 20,000	x 3.00% ¹	minus \$ 0.00 = Tax
	20,001 – 100,000	x 5.00	minus 400.00 = Tax
	100,001 – 200,000	x 5.50	minus 900.00 = Tax
	200,001 – 400,000 ²	x 6.00	minus 1,900.00 = Tax
	400,001 – 500,000	x 6.50	minus 3,900.00 = Tax
HOH	500,001 – 1,000,000	x 6.90	minus 5,900.00 = Tax
	1,000,001 and over	x 6.99	minus 6,800.00 = Tax
	\$ 0 – 16,000	x 3.00% ¹	minus \$ 0.00 = Tax
	16,001 – 80,000	x 5.00	minus 320.00 = Tax
	80,001 – 160,000	x 5.50	minus 720.00 = Tax
	160,001 – 320,000 ²	x 6.00	minus 1,520.00 = Tax
	320,001 – 400,000	x 6.50	minus 3,120.00 = Tax
	400,001 – 800,000	x 6.90	minus 4,720.00 = Tax
	800,001 and over	x 6.99	minus 5,440.00 = Tax

¹ The 3% rate is phased out and amount is taxed at 5% for taxpayers with CT AGI > \$56,500 Single, \$50,250 MFS, \$78,500 HOH and \$100,500 MFJ/QSS.

² Additional tax of up to \$3,150 Single/MFS, \$4,920 HOH and \$6,300 MFJ/QSS for taxpayers with CT AGI in excess of \$200,000 Single/MFS, \$320,000 HOH and \$400,000 MFJ/QSS.

Filing requirements. Residents must file if they:

- Have Connecticut income taxes withheld,
- Made estimated or extension tax payment to Connecticut,
- Meet the gross income test (see below),
- Have a federal alternative minimum tax liability or
- Claim the Connecticut earned income tax credit.

Filing status:	Gross income exceeds:
Single.....	\$ 15,000
Filing Separately.....	12,000
HOH.....	19,000
Filing Jointly or QSS.....	24,000

Part-year residents and nonresidents must file if they meet the gross income test and have any Connecticut-source income, have Connecticut withholding or estimated payments or had a federal AMT liability.

Connecticut form to file:

- Resident: Form CT-1040 (Connecticut Resident Income Tax Return).
- Part-year and nonresident: Form CT-1040NR/PY (Connecticut Nonresident and Part-Year Resident Income Tax Return).

Return due date: April 15

Allowable extension. Connecticut allows an automatic six-month extension to file if (1) no additional tax due and a federal extension request filed with IRS or (2) the taxpayer pays his expected Connecticut income tax due using a credit card on or before the due date. If additional tax is due and paid with the extension request (or no federal extension was filed), file Form CT-1040 EXT (Application for Extension of Time to File Connecticut Income Tax Return for Individuals).

DELAWARE

Website: <https://revenue.delaware.gov>

Tax assistance: 302-577-8200

2022 Quick Tax Method—For Taxable Income of:

All Filing Statuses	\$ 0 – 2,000	x 0.00%	minus \$ 0.00 = Tax
	2,001 – 5,000	x 2.20	minus 44.00 = Tax
	5,001 – 10,000	x 3.90	minus 129.00 = Tax
	10,001 – 20,000	x 4.80	minus 219.00 = Tax
	20,001 – 25,000	x 5.20	minus 299.00 = Tax
	25,001 – 60,000	x 5.55	minus 387.50 = Tax
	60,001 and over	x 6.60	minus 1,017.51 = Tax

Filing requirements. Residents must file if:

Filing status:	Age:	Delaware AGI exceeds:
Single, MFS, HOH, CU ¹ filing separate	Under 60.....	\$ 9,400
	60 to 64.....	12,200
	65 and over or blind.....	14,700
	65 and over and blind.....	17,200
MFJ, CU ¹ filing joint	Under 60.....	\$ 15,450
	60 to 64.....	17,950
	65 and over or blind.....	20,450
	65 and over and blind.....	22,950
Dependent on another person's return	Under 60.....	\$ 5,250
	60 to 64.....	5,250
	65 and over or blind.....	7,750
	65 and over and blind.....	10,250

¹ Civil Union.

Part-year residents must file if they:

- Receive income from any source while a Delaware resident or
- Receive Delaware-source income while a Delaware nonresident.

Nonresidents must file if they receive Delaware-source income.

Delaware form to file:

- Resident: Form PIT-RES (Delaware Individual Resident Income Tax Return). Part-year residents may elect to file either a resident or a nonresident return.
- Part-year resident (unless filing as resident) and nonresident: Form PIT-NON (Delaware Individual Non-Resident Income Tax Return).

Return due date: April 30

Extension form. Form PIT-EXT (Application for Automatic Extension of Time to File Delaware Individual Income Tax Return).

Allowable extension. Delaware allows an extension to October 15 by filing Form PIT-EXT.

DISTRICT OF COLUMBIA

Website: <https://otr.cfo.dc.gov>

Tax assistance: 202-727-4829



2022 Quick Tax Method—For Taxable Income of:

All Filing Statuses	\$ 0 – 10,000 × 4.0%	minus	\$ 0.00 = Tax
	10,001 – 40,000 × 6.0	minus	200.00 = Tax
	40,001 – 60,000 × 6.5	minus	400.00 = Tax
	60,001 – 250,000 × 8.5	minus	1,600.00 = Tax
	250,001 – 500,000 × 9.25	minus	3,475.00 = Tax
	500,000 – 1,000,000 × 9.75	minus	5,975.00 = Tax
	1,000,001 and over × 10.75	minus	15,975.00 = Tax

Filing requirements. Individuals must file if:

- Resident of the District of Columbia and required to file a federal income tax return,
- Permanent residence is the District of Columbia for either part of or the full year,
- Lived in the District of Columbia for 183 days or more (even if permanent residence is elsewhere),
- Member of armed forces and home of record is the District of Columbia.

District of Columbia form to file:

- Resident and part-year resident: Form D-40 (Individual Income Tax Return).
- Nonresident: Form D-40B (Nonresident Request for Refund).

Return due date: April 15

Extension form. Form FR-127 (Extension of Time to File Income Tax Returns).

Allowable extension. Six-month extension allowed with timely filed Form FR-127 and estimated payment.

FLORIDA

Website: <https://floridarevenue.com/taxes>

Tax assistance: 850-488-6800

Filing requirements. There is no personal income tax in Florida.



GEORGIA

Website: <https://dor.georgia.gov>

Tax assistance: 877-423-6711



2022 Quick Tax Method—For Taxable Income of:

Single	\$ 0 – 750 × 1.00%	minus	\$ 0.00 = Tax
	751 – 2,250 × 2.00	minus	7.50 = Tax
	2,251 – 3,750 × 3.00	minus	30.00 = Tax
	3,751 – 5,250 × 4.00	minus	67.50 = Tax
	5,251 – 7,000 × 5.00	minus	120.00 = Tax
	7,001 and over × 5.75	minus	172.50 = Tax
MFJ, HOH, QSS	\$ 0 – 1,000 × 1.00%	minus	\$ 0.00 = Tax
	1,001 – 3,000 × 2.00	minus	10.00 = Tax
	3,001 – 5,000 × 3.00	minus	40.00 = Tax
	5,001 – 7,000 × 4.00	minus	90.00 = Tax
	7,001 – 10,000 × 5.00	minus	160.00 = Tax
	10,001 and over × 5.75	minus	235.00 = Tax
MFS	\$ 0 – 500 × 1.00%	minus	\$ 0.00 = Tax
	501 – 1,500 × 2.00	minus	5.00 = Tax
	1,501 – 2,500 × 3.00	minus	20.00 = Tax
	2,501 – 3,500 × 4.00	minus	45.00 = Tax
	3,501 – 5,000 × 5.00	minus	80.00 = Tax
	5,001 and over × 5.75	minus	117.50 = Tax

Filing requirements. Residents must file if:

- They are required to file a federal income tax return,
- They have federally exempt income subject to Georgia income tax or
- Income exceeds standard deduction and personal exemptions.

Filing status:	Age:	Income exceeds: ¹
Single, HOH, QSS	Under 65.....	\$ 8,100
	65 or older.....	9,400
MFJ	Both under 65.....	\$ 14,500
	One 65 or older.....	15,800
	Both 65 or older.....	17,100
MFS	Under 65.....	\$ 7,250
	65 or older.....	8,550

¹ Add \$1,300 for each blind taxpayer.

Part-year residents must file if required to file federal return.

Nonresidents must file if they have Georgia-source income and are required to file a federal return.

Exception: Legal residents of another state are not required to file if their only activity in Georgia is working for an employer where Georgia-source income does not exceed lesser of 5% of total income or \$5,000

Georgia form to file:

- Resident, part-year, and nonresident: Form 500 (Individual Income Tax Return).
- Part-year and nonresident: Schedule 3 (Computation of Georgia Taxable Income for Only Part-Year Residents and Nonresidents)—attachment to Form 500.

Return due date: April 15

Extension form. Form IT-303 (Application for Extension of Time for Filing State Income Tax Returns).

Allowable extension. Up to six months if taxpayer either:

- Attaches a copy of the federal extension to Georgia return or
- Files Form IT-303.

Pay tax due electronically via the Georgia Tax Center (<https://gtc.dor.ga.gov>) or with Form IT-560 (Individual and Fiduciary Payment Voucher).

HAWAII

Website: <https://tax.hawaii.gov>

Tax assistance: 800-222-3229, 808-587-4242



2022 Quick Tax Method—For Taxable Income of:

Single, MFS	\$	0	–	2,400	×	1.40%	minus	\$	0.00	=	Tax
		2,401	–	4,800	×	3.20	minus		43.20	=	Tax
		4,801	–	9,600	×	5.50	minus		153.60	=	Tax
		9,601	–	14,400	×	6.40	minus		240.00	=	Tax
		14,401	–	19,200	×	6.80	minus		297.60	=	Tax
		19,201	–	24,000	×	7.20	minus		374.40	=	Tax
		24,001	–	36,000	×	7.60	minus		470.40	=	Tax
		36,001	–	48,000	×	7.90	minus		578.40	=	Tax
		48,001	–	150,000	×	8.25	minus		746.40	=	Tax
		150,001	–	175,000	×	9.00	minus		1,871.40	=	Tax
MFJ, QSS	\$	0	–	4,800	×	1.40%	minus	\$	0.00	=	Tax
		4,801	–	9,600	×	3.20	minus		86.40	=	Tax
		9,601	–	19,200	×	5.50	minus		307.20	=	Tax
		19,201	–	28,800	×	6.40	minus		480.00	=	Tax
		28,801	–	38,400	×	6.80	minus		595.20	=	Tax
		38,401	–	48,000	×	7.20	minus		748.80	=	Tax
		48,001	–	72,000	×	7.60	minus		940.80	=	Tax
		72,001	–	96,000	×	7.90	minus		1,156.80	=	Tax
		96,001	–	300,000	×	8.25	minus		1,492.80	=	Tax
		300,001	–	350,000	×	9.00	minus		3,742.80	=	Tax
HOH	\$	0	–	3,600	×	1.40%	minus	\$	0.00	=	Tax
		3,601	–	7,200	×	3.20	minus		64.80	=	Tax
		7,201	–	14,400	×	5.50	minus		230.40	=	Tax
		14,401	–	21,600	×	6.40	minus		360.00	=	Tax
		21,601	–	28,800	×	6.80	minus		446.40	=	Tax
		28,801	–	36,000	×	7.20	minus		561.60	=	Tax
		36,001	–	54,000	×	7.60	minus		705.60	=	Tax
		54,001	–	72,000	×	7.90	minus		867.60	=	Tax
		72,001	–	225,000	×	8.25	minus		1,119.60	=	Tax
		225,001	–	262,500	×	9.00	minus		2,807.10	=	Tax
		262,501	–	300,000	×	10.00	minus		5,432.10	=	Tax
		300,001	and over		×	11.00	minus		8,432.10	=	Tax

Filing requirements. Residents, part-year, and nonresidents must file if:

- They are doing business in Hawaii (regardless of income) or
- Their gross income subject to Hawaii tax exceeds the amounts in the following table.

Filing status:	Age:	Hawaii gross income exceeds:
Single, MFS	Under 65.....	\$ 3,344
	65 or older	4,488
MFJ	Both under 65.....	\$ 6,688
	One 65 or older.....	7,832
	Both 65 or older.....	8,976
HOH	Under 65.....	\$ 4,356
	65 or older	5,500
QSS	Under 65.....	\$ 5,544
	65 or older	6,688
Dependent on another return	Amount of dependent's standard deduction	
Nonresident alien	Under 65.....	\$ 1,144
	65 or older	2,288

Nonresidents must prorate the thresholds above by a ratio of Hawaii AGI to total AGI.

Individuals must also file if they owe any of the following taxes:

- Distribution from an individual housing account (Form N-2).
- Tax from the sale of a home (Form N-103).
- Tax on lump-sum distributions (Form N-152).
- Recapture of capital goods excise tax credit (Form N-312).
- Recapture of tax credit for flood victims (Form N-338).
- Recapture of important agricultural land qualified agricultural cost tax credit (Form N-344).
- Recapture of Capital Infrastructure Tax Credit (Form N-348).
- Tax on accumulation distribution of trusts (Form N-405).
- Recapture of low-income housing tax credit (Form N-586).
- Tax from parent's election to report child's interest and dividends (Form N-814).

Hawaii form to file:

- Resident: Form N-11 (Individual Income Tax Return—Resident).
- Part-year and nonresident: Form N-15 (Individual Income Tax Return—Nonresident and Part-Year Resident).

Return due date: April 20

Allowable extension. Hawaii allows an automatic six-month extension without written request if all tax paid by original return due date. Use Form N-200V (Individual Income Tax Payment Voucher) to make a payment.

IDAHO

Website: <https://tax.idaho.gov>

Tax assistance: 800-972-7660, 208-334-7660 (Boise)



2022 Quick Tax Method—For Taxable Income of:

Single, MFS	\$	0	–	1,663	×	1.000%	minus	\$	0.00	=	Tax
		1,664	–	4,993	×	3.000%	minus		33.26	=	Tax
		4,994	–	8,323	×	4.500%	minus		108.16	=	Tax
		8,324	and over		×	6.000%	minus		233.00	=	Tax
MFJ, HOH, QSS	\$	0	–	3,327	×	1.000%	minus	\$	0.00	=	Tax
		3,328	–	9,987	×	3.000%	minus		66.54	=	Tax
		9,988	–	16,647	×	4.500%	minus		216.35	=	Tax
		16,648	and over		×	6.000%	minus		466.05	=	Tax

Note: 2022 amounts not available at time of publication. Amounts shown are for 2021.

Filing requirements. Residents must file if:

- They are required to file a federal income tax return (unless a federal return is only being filed to pay self-employment tax) or
- Gross income subject to Idaho tax exceeds the following amounts:

Filing status: ¹	Age:	Gross income exceeds:
Single	Under 65.....	\$ 12,950
	65 or older	14,700
MFJ	Both under 65	\$ 25,900
	One 65 or older.....	27,300
	Both 65 or older	28,700
MFS	Any age	\$ 5
HOH	Under 65.....	\$ 19,400
	65 or older	21,150
QSS	Under 65.....	\$ 25,900
	65 or older	27,300

¹ Check the Idaho instructions if taxpayer was claimed as a dependent on someone else's return.

Part-year residents must file if gross income from all sources while a resident and gross income from Idaho sources while a nonresident is more than \$2,500.

Nonresidents must file if gross income from Idaho sources is more than \$2,500.

Idaho form to file:

- Resident: Form 40 (Idaho Individual Income Tax Return).
- Part-year resident and nonresident: Form 43 (Idaho Part-Year Resident and Nonresident Income Tax Return).

Return due date: April 15

Allowable extension. An automatic six-month extension is allowed without written request. To avoid paying penalty, the taxpayer's tax withholding and other payments must be at least 80% of the current year tax liability or 100% of the prior year tax liability. Use Form 51 (Estimated Payment of Idaho Individual Income Tax) to make a payment.

ILLINOIS

Website: www2.illinois.gov/rev/

Tax assistance: 800-732-8866, 217-782-3336

2022 Tax Rate

Income tax rate.....4.95%

Filing requirements. Residents must file if:

- They are required to file a federal income tax return *or*
- Illinois base income is greater than Illinois exemption allowance.

Illinois exemption allowances:

- \$2,425 for each exemption claimed on federal return,
- Additional \$1,000 per individual for taxpayer (and/or spouse) if 65 or older *and*
- Additional \$1,000 per individual for taxpayer (and/or spouse) if blind.

Part-year residents must file if:

- They earned income from any source while a resident,
- They earned income from Illinois sources while a nonresident *or*
- They are entitled to receive a refund of Illinois income tax.

Nonresidents must file if:

- They earned enough income from Illinois sources to have a tax liability *or*
- They want a refund of any Illinois income tax withheld in error.

Illinois form to file:

- Resident, part-year, and nonresident: Form IL-1040 (Individual Income Tax Return).
- Part-year and nonresident: Schedule NR (Nonresident and Part-Year Resident Computation of Illinois Tax)—attachment to Form IL-1040.

Return due date: April 15

Allowable extension. Automatic six-months without written request. To avoid any late payment penalty and interest, use Form IL-505-I (Automatic Extension Payment for Individuals) to pay any tentative tax due by the original due date of the return.

Reciprocity agreements: Iowa, Kentucky, Michigan, and Wisconsin residents are only required to file Form IL-1040 if Illinois income from sources other than compensation is received or to request a refund of Illinois withholding. Illinois residents working in Iowa, Kentucky, Michigan, and Wisconsin must include income from employers in these states in Illinois income. These states do not tax compensation of Illinois residents.

INDIANA

Website: <https://in.gov/dor>

Tax assistance: 317-232-2240

2022 Tax Rate

Income tax rate.....3.23%

Filing requirements. Residents must file if gross income is greater than exemptions (Indiana allows \$1,000 for each exemption on federal return plus an additional \$1,500 for certain dependent children. Taxpayers who are elderly and or blind receive additional exemptions.)

Part-year residents who receive income while an Indiana resident must file.

Nonresidents must file if they receive income from Indiana sources.

Indiana form to file:

- Resident: Form IT-40 (Indiana Full-Year Resident Individual Income Tax Return).
- Nonresident and part-year resident: Form IT-40PNR (Indiana Part-Year or Full-Year Nonresident Individual Income Tax Return).

Return due date: April 15

Extension form. Form IT-9 (Application for Extension of Time to File).

Allowable extension:

- Indiana allows a seven-month extension if the taxpayer files Form IT-9 and pays at least 90% of tax due by return due date.
- Indiana accepts the federal extension plus allows an additional 30 days beyond the federal extension period. Taxpayers must pay at least 90% of tax due by original return due date.

Reciprocity agreements: Kentucky, Michigan, Ohio, Pennsylvania, and Wisconsin. Full-year residents of these states with only Indiana wage income file Form IT-40RNR (Reciprocal Nonresident Indiana Individual Income Tax Return).

IOWA

Website: <https://tax.iowa.gov>

Tax assistance: 515-281-3114, 800-367-3388

2022 Quick Tax Method—For Taxable Income of:					
All Filing Statuses	\$ 0 –	1,743 × 0.33%	minus	\$ 0.00 =	Tax
	1,744 –	3,486 × 0.67	minus	5.93 =	Tax
	3,487 –	6,972 × 2.25	minus	61.01 =	Tax
	6,973 –	15,687 × 4.14	minus	192.78 =	Tax
	15,688 –	26,145 × 5.63	minus	426.51 =	Tax
	26,146 –	34,860 × 5.96	minus	512.79 =	Tax
	34,861 –	52,290 × 6.25	minus	613.88 =	Tax
	52,291 –	78,435 × 7.44	minus	1,236.14 =	Tax
	78,436 and over	× 8.53	minus	2,091.08 =	Tax

Filing requirements. Residents must file if:

Filing status:	Net income is:
Single.....	More than \$ 9,000
Single (65 or older).....	More than 24,000
Other than single.....	More than 13,500
Other than single (one or both spouses 65 or older).....	More than 32,000
Dependent on another person's return.....	\$5,000 or more
Note: Net income includes income from both spouses and any pension/retirement income exclusion and any social security phase-out amount must be added back.	

Residents must also file if they are:

- In the military service with Iowa legal residence *or*
- Subject to Iowa lump-sum tax.

Nonresidents and part-year residents must file if they have Iowa-source net income of at least \$1,000 (unless their all-source net income is below the income thresholds above) or are subject to Iowa lump-sum tax or Iowa alternative minimum tax.

Iowa form to file:

- Resident, part-year, and nonresident: Form IA 1040 (Iowa Individual Income Tax Form).
- Part-year and nonresident: Form IA 126 (Iowa Nonresident and Part-Year Resident Credit Schedule)—attachment to IA 1040.

Return due date: April 30

Allowable extension. Automatic six-month extension without written request if at least 90% of tax liability is paid. Use IA 1040V (Individual Income Tax Payment Voucher) to make a tax payment.

Reciprocity agreements: Illinois. Iowa residents with Illinois wage income are only taxed in Iowa. Illinois residents with Iowa wage income are only taxed in Illinois.

KANSAS

Website: <https://ksrevenue.gov>

Tax assistance: 785-368-8222

2022 Quick Tax Method—For Taxable Income of:					
MFJ	\$ 5,001 –	30,000 × 3.10%	minus	\$ 0.00 =	Tax
	30,001 –	60,000 × 5.25	minus	645.00 =	Tax
	60,001 and over	× 5.70	minus	915.00 =	Tax
Single, HOH, MFS	\$ 2,501 –	15,000 × 3.10%	minus	\$ 0.00 =	Tax
	15,001 –	30,000 × 5.25	minus	322.50 =	Tax
	30,001 and over	× 5.70	minus	457.50 =	Tax

Filing requirements. Residents and part-year residents must file if they are required to file a federal income tax return or Kansas AGI exceeds Kansas standard deduction and exemption allowance.

Residents not required to file a federal return must file based on the following table:

Filing status:	Age:	Gross income of at least:
Single	Under 65.....	\$ 5,750
	65 or older or blind.....	6,600
	65 or older and blind.....	7,450
MFJ	Under 65 (both spouses).....	\$ 12,500
	65 or older or blind (one spouse).....	13,200
	65 or older or blind (both spouses).....	13,900
	65 or older and blind (one spouse).....	13,900
	65 or older or blind (one spouse) and 65 or older and blind (other spouse).....	14,600
	65 or older and blind (both spouses).....	15,300
HOH	Under 65.....	\$ 10,500
	65 or older or blind.....	11,350
	65 or older and blind.....	12,200
MFS	Under 65.....	\$ 6,250
	65 or older or blind.....	6,950
	65 or older and blind.....	7,650

Minor dependents must file if gross income exceeds the greater of \$500 or earned income up to \$3,000.

Nonresidents must file if they receive any Kansas-source income.

Kansas form to file:

- Resident, part-year and nonresident: Form K-40 (Kansas Individual Income Tax).
- Part-year and nonresident: Schedule S (Kansas Supplemental Schedule) Part B (Income Allocation for Nonresidents and Part-Year Residents)—attachment to Form K-40.

Return due date: April 15

Allowable extension. Kansas allows a six-month automatic extension if federal Form 4868 is filed with the IRS. Use Form K-40V (Individual Income Tax Payment Voucher) to make an extension payment of Kansas income tax. No extension is required if receiving Kansas refund.

KENTUCKY

Website: <https://revenue.ky.gov>

Tax assistance: 502-564-4581

2022 Tax Rate	
Income tax rate.....	5%

Filing requirements. Resident must file if:

- Modified gross income (MGI) exceeds the amount in *Chart A* on Page 2-9 and Kentucky AGI exceeds the amount in *Chart B* on Page 2-10.
- If the filing requirements above are not met, a return must be filed to claim a refund of the Kentucky taxes withheld.

Chart A	
Family Size	Modified gross income (MGI) is greater than:
One.....	\$ 13,590
Two.....	18,310
Three.....	23,030
Four or more.....	27,750

MGI: Greater of federal AGI plus tax-exempt interest from municipal bonds (non-Kentucky) plus any lump-sum pension distribution not included in federal AGI or Kentucky AGI plus any lump-sum pension distribution not included in federal AGI.

Chart B		
Filing status:	Age:	Kentucky AGI of at least:
Single	Under 65.....	\$ 2,770
	65 or over or blind.....	3,570
	65 or over and blind.....	4,370
Husband and wife	Under age 65 (both spouses).....	\$ 2,770
	65 or over (one spouse).....	3,570
	65 or over (both spouses).....	4,370

Residents must also file if they receive gross receipts from self-employment in excess of MGI for their family size in *Chart A* on Page 2-9.

Nonresidents and part-year residents must file if they receive:

- Income from Kentucky sources and gross income from all sources in excess of MGI for their family size listed in *Chart A* on Page 2-9 or
- Kentucky gross receipts from self-employment exceed MGI for their family size listed in *Chart A* on Page 2-9.

Kentucky form to file:

- Resident: Form 740 (Kentucky Individual Income Tax Return).
- Part-year and nonresident: Form 740-NP (Kentucky Individual Income Tax Return: Nonresident or Part-Year Resident).

Return due date: April 15

Extension form. Form 740EXT (Application for Extension of Time to File).

Allowable extension. Kentucky allows a six-month extension and accepts a copy (attached to the return) of either the federal extension or a separately filed Kentucky extension (Form 740EXT). Use Form 740EXT or a copy of Form 4868 to remit any tax due.

Reciprocity agreements: Illinois, Indiana, Michigan, Ohio, Virginia, West Virginia, and Wisconsin residents are not required to file a Kentucky return if the only Kentucky source income is wages. Check instructions for specific types of income that are covered by reciprocity for each state. Taxpayers who qualify may file Form 740-NP-R (Kentucky Income Tax Return, Nonresident—Reciprocal State) to claim a refund of Kentucky income taxes withheld.

LOUISIANA

Website: <https://revenue.louisiana.gov/>

Tax assistance: 855-307-3893



2022 Quick Tax Method—For Taxable Income of:					
Single, MFS, HOH	\$ 0 – 12,500	×	1.85%	minus	\$ 0.00 = Tax
	12,501 – 50,000	×	3.50	minus	206.25 = Tax
	50,001 and over	×	4.25	minus	581.25 = Tax
MFJ, QSS	\$ 0 – 25,000	×	1.85%	minus	\$ 0.00 = Tax
	25,001 – 100,000	×	3.50	minus	412.50 = Tax
	100,001 and over	×	4.25	minus	1,162.50 = Tax

The tax tables also take into consideration a combined personal exemption and standard deduction as follows:

2022 Exemptions and Standard Deductions	
Single, MFS.....	\$ 4,500
MFJ, HOH, or QSS.....	9,000
<i>The tables also include an exemption for each of the following:</i>	
Taxpayer.....	\$ 1,000
Spouse.....	1,000
Each dependent.....	1,000
Each taxpayer and/or spouse age 65 or older.....	1,000
Each taxpayer and/or spouse who is blind.....	1,000
Each resident taxpayer who is a qualifying widow.....	1,000

Filing requirements:

- Residents must file if required to file a federal income tax return.
- Part-year and nonresidents must file if they have any Louisiana-source income and are required to file a federal income tax return.

Louisiana form to file:

- Resident: Form IT-540 (Louisiana Resident).
- Part-year resident and nonresident (except professional athletes): Form IT-540B (Louisiana Nonresident and Part-Year Resident).
- Nonresident professional athletes: Form IT-540B-NRA (Louisiana Nonresident Professional Athlete Individual Income Tax Return).

Return due date: May 15

Allowable extension. Louisiana allows a six-month extension by requesting online. Pay any tax due with Form R-2868V (Electronically Filed Extension Payment Voucher) if payment not made electronically. A federal extension is also accepted.

MAINE

Website: <https://maine.gov/revenue>

Tax assistance: 207-626-8475



2022 Quick Tax Method—For Taxable Income of:					
Single, MFS	\$ 0 – 22,999	×	5.80%	minus	\$ 0.00 = Tax
	23,000 – 54,449	×	6.75	minus	218.49 = Tax
	54,450 and over	×	7.15	minus	436.29 = Tax
HOH	\$ 0 – 34,499	×	5.80%	minus	\$ 0.00 = Tax
	34,500 – 81,699	×	6.75	minus	327.74 = Tax
	81,700 and over	×	7.15	minus	654.54 = Tax
MFJ, QSS	\$ 0 – 45,999	×	5.80%	minus	\$ 0.00 = Tax
	46,000 – 108,899	×	6.75	minus	436.99 = Tax
	108,900 and over	×	7.15	minus	872.59 = Tax

Filing requirements. Residents must file if they are:

- Required to file a federal income tax return or
- Subject to Maine income tax resulting in a Maine income tax liability.

Exception: Residents are not required to file if:

- 1) The taxpayer has no addition income modifications reportable on Form 1040ME, Schedule 1, and
- 2) Maine taxable income is less than the sum of the taxpayer's standard deduction (\$12,950 single, \$25,900 MFJ, \$12,950 MFS and \$19,400 HOH) plus personal exemption amount (\$4,400 per person). Additional standard deduction amounts for age and/or blindness apply (\$1,400 per spouse if MFJ or MFS and \$1,750 if unmarried).

Part-year residents must file if they have income subject to Maine income tax resulting in a Maine income tax liability.

Nonresidents and *safe harbor* residents must file if they have Maine-source income resulting in a Maine income tax liability.

Exception: No return required for nonresidents who worked in

Maine as an employee for 12 days or less if Maine income from all sources is \$3,000 or less.

Maine form to file:

- Resident, *safe harbor* resident, part-year resident, nonresident, and nonresident alien: Form 1040ME (Maine Individual Income Tax).
- Part-year residents, *safe harbor* residents, and nonresidents file one of the following as an attachment to Form 1040ME:
 - Schedule NR (Schedule for Calculating the Nonresident Credit) or
 - Schedule NRH (Schedule for Apportionment and for Calculating the Nonresident Credit for Married Person Electing to File Single).

Return due date: April 15

Allowable extension. Maine allows an automatic six-month extension without written request. Requests for additional time to file must be submitted in writing prior to the expiration of the six-month period. The total extension period cannot exceed eight months. Use Form 1040EXT-ME (Extension Payment Voucher for Individual Income Tax) to make payments or pay tax online and eliminate the necessity of filing the form.

MARYLAND

Website: <https://marylandtaxes.gov>

Tax assistance: 410-260-7980, 800-638-2937

2022 Quick Tax Method—For Taxable Income of:

Single, MFS	\$	0 – 1,000	× 2.00%	minus	\$	0.00 = Tax
		1,001 – 2,000	× 3.00	minus	10.00 = Tax	
		2,001 – 3,000	× 4.00	minus	30.00 = Tax	
		3,001 – 100,000	× 4.75	minus	52.50 = Tax	
		100,001 – 125,000	× 5.00	minus	302.50 = Tax	
		125,001 – 150,000	× 5.25	minus	615.00 = Tax	
MFJ, HOH, QSS	\$	0 – 1,000	× 2.00%	minus	\$	0.00 = Tax
		1,001 – 2,000	× 3.00	minus	10.00 = Tax	
		2,001 – 3,000	× 4.00	minus	30.00 = Tax	
		3,001 – 150,000	× 4.75	minus	52.50 = Tax	
		150,001 – 175,000	× 5.00	minus	427.50 = Tax	
		175,001 – 225,000	× 5.25	minus	865.00 = Tax	
		225,001 – 300,000	× 5.50	minus	1,427.50 = Tax	
		300,001 and over	× 5.75	minus	2,177.50 = Tax	

Filing requirements. Residents and part-year residents must file if:

Filing status:	Age:	Maryland gross income of at least:
Single	Under 65	\$ 12,950
	65 or over	14,700
MFJ	Both under 65	\$ 25,900
	One spouse 65 or over	27,300
	Both spouses 65 or over	28,700
MFS	Any age	\$ 12,950
HOH	Under 65	\$ 19,400
	65 or over	21,150
QSS	Under 65	\$ 25,900
	65 or over	27,300

Nonresidents must file if they have Maryland-sourced income and must file a federal return because their gross income is at least equal to the threshold amounts in the table above.

Maryland form to file:

- Resident and part-year resident: Form 502 (Maryland Resident Income Tax Return).
- Nonresident: Form 505 (Maryland Nonresident Income Tax Return).
- All filers: Form PV (Personal Tax Payment Voucher for Form 502/505, Estimated Tax and Extensions).

Return due date: April 15

Allowable extension. Maryland allows a six-month extension if a federal extension is filed and no tax is due. Form PV must be filed only to make a payment. If a federal extension was not filed, an extension may be filed online at www.marylandtaxes.gov or by phone at 410-260-7829.

Reciprocity agreements. District of Columbia, Pennsylvania (certain jurisdictions), Virginia, and West Virginia residents are not required to file a Maryland return, if only source of Maryland income is wages.

MASSACHUSETTS

Website: <https://mass.gov/orgs/massachusetts-department-of-revenue>

Tax assistance: 617-887-6367, MA 800-392-6089

2022 Tax Rate

Income tax rate	5.00%
Optional tax rate	5.85%
Rate on certain investment income	12.00%

Filing requirements. Residents and part-year residents are required to file if gross income (from all sources) is more than \$8,000. Nonresidents are required to file if they receive Massachusetts-source income that exceeds the lesser of \$8,000 or the personal exemption multiplied by the ratio of Massachusetts income to total income. Personal exemptions are: \$4,400 Single or MFS, \$6,800 HOH and \$8,800 MFJ.

Massachusetts form to file:

- Resident: Form 1 (Massachusetts Resident Income Tax Return).
- Part-year and nonresident: Form 1-NR/PY (Massachusetts Nonresident/Part-Year Tax Return).

Return due date: April 15

Allowable extension. Automatic six-month extension granted if no tax due. If tax due, file Form M-4868 (Massachusetts Income Tax Extension Payment Worksheet and Voucher) to remit tax due (payments of \$5,000 or more must be made electronically).

MICHIGAN

Website: <https://michigan.gov/taxes>

Tax assistance: 517-636-4486

2022 Tax Rate

Income tax rate	4.25%
-----------------------	-------

Filing requirements. Residents, part-year, and nonresidents must file if they owe Michigan tax or their Michigan AGI exceeds their exemption allowance. Michigan taxpayers should file a Michigan return if a federal tax return was filed even if Michigan tax is not owed. This will eliminate unnecessary correspondence from the Michigan Department of Treasury. Michigan allows \$5,000 for each exemption claimed on the federal return. Additional exemptions are allowed for individuals with certain disabilities.

Dependents who are claimed on another person's return must file if AGI is over \$1,500 (single or MFS) or \$3,000 (MFJ).

Michigan form to file:

- Resident, part-year, and nonresident: Form MI-1040 (Michigan Individual Income Tax Return).
- Part-year and nonresident: Schedule NR (Nonresident and Part-Year Resident Schedule)—attachment to Form MI-1040.

Return due date: April 15

Extension form. Form 4 (Application for Extension of Time to File Michigan Tax Returns).

Allowable extension. Michigan allows a six-month extension if a federal extension was requested. If federal return was not extended, Michigan will grant a 180-day extension. File Form 4 only if submitting a payment of Michigan tax due.

Reciprocity agreements. Illinois, Indiana, Kentucky, Minnesota, Ohio, and Wisconsin residents are only required to file MI-1040 if Michigan income from sources other than wages is received or to request a refund of Michigan withholding.

MINNESOTA

Website: <https://revenue.state.mn.us>

Tax assistance: 651-296-3781, MN 800-652-9094



2022 Quick Tax Method—For Taxable Income of:

Single	\$	0	–	28,080	×	5.35%	minus	\$	0.00	=	Tax
		28,081	–	92,230	×	6.80	minus		407.16	=	Tax
		92,231	–	171,220	×	7.85	minus		1,375.58	=	Tax
		171,221	and over	×	9.85	minus			4,799.98	=	Tax
MFJ or QSS	\$	0	–	41,050	×	5.35%	minus	\$	0.00	=	Tax
		41,051	–	163,060	×	6.80	minus		595.23	=	Tax
		163,061	–	284,810	×	7.85	minus		2,307.36	=	Tax
		284,811	and over	×	9.85	minus			8,003.56	=	Tax
HOH	\$	0	–	34,570	×	5.35%	minus	\$	0.00	=	Tax
		34,571	–	138,890	×	6.80	minus		501.27	=	Tax
		138,891	–	227,600	×	7.85	minus		1,959.61	=	Tax
		227,601	and over	×	9.85	minus			6,511.61	=	Tax
MFS	\$	0	–	20,525	×	5.35%	minus	\$	0.00	=	Tax
		20,526	–	81,530	×	6.80	minus		297.61	=	Tax
		81,531	–	142,405	×	7.85	minus		1,153.68	=	Tax
		142,406	and over	×	9.85	minus			4,001.78	=	Tax

Filing requirements. Residents must file if their income exceeds the following amounts: Single—\$12,900; MFS—\$5; MFJ—\$25,800; HOH—\$19,400. Add \$1,700 if age 65 or older or blind (\$1,350 if MFJ).

Part-year and nonresidents must file if Minnesota gross income is \$12,900 or more.

Minnesota form to file:

- Resident, part-year, and nonresident: Form M1 (Minnesota Individual Income Tax).
- Part-year and nonresident: Schedule M1NR (Nonresidents/Part-Year Residents)—attachment to Form M1.

Return due date: April 15

Allowable extension. If no tax is due, an automatic six-month extension is granted. If tax is due, it must be paid using the e-Services Payment System or by credit/debit card or check/money order (using a payment voucher created on e-Services).

Reciprocity agreements. Michigan and North Dakota. Full-year residents of these states who returned to their home state at least once a month and whose only Minnesota income was from performing personal services are not subject to Minnesota tax.

MISSISSIPPI

Website: <https://dor.ms.gov>

Tax assistance: 601-923-7700



2022 Quick Tax Method—For Taxable Income of:

All Filing Statuses	\$	0	–	5,000	×	0%	minus	\$	0.00	=	Tax
		5,001	–	10,000	×	4	minus		200.00	=	Tax
		10,001	and over	×	5	minus			300.00	=	Tax

Note: Married individuals filing a combined return apply the tax rate schedule separately and combine the separate tax amounts to calculate total income tax.

Filing requirements. Residents must file if:

Filing status:	Gross income exceeds:
Single.....	\$8,300 plus \$1,500 for each dependent.
Married	\$16,600 (both spouses) plus \$1,500 per dependent.

Part-year and nonresidents must file if they receive income taxed by Mississippi. Part-year residents are taxed on income earned while a resident of Mississippi. Nonresidents are taxed on income earned from Mississippi sources (other than gambling income).

Mississippi form to file:

- Resident: Form 80-105 (Mississippi Resident Individual Income Tax Return).
- Part-year and nonresident: Form 80-205 (Mississippi Non-Resident/Part-Year Resident Individual Income Tax Return).

Return due date: April 15

Allowable extension. Mississippi allows an automatic six-month extension if a federal extension is filed. If tax is due, it must be paid by the original return due date using Form 80-106 (Individual/Fiduciary Income Tax Payment Voucher).

MISSOURI

Website: <https://dor.mo.gov>

Tax assistance: 573-751-3505



2022 Quick Tax Method—For Taxable Income of:

All Filing Statuses	\$	0	–	111	×	0.00%	minus	\$	0.00	=	Tax
		112	–	1,121	×	1.50	minus		0.00	=	Tax
		1,122	–	2,242	×	2.00	minus		5.61	=	Tax
		2,243	–	3,363	×	2.50	minus		16.82	=	Tax
		3,364	–	4,484	×	3.00	minus		33.63	=	Tax
		4,485	–	5,605	×	3.50	minus		56.05	=	Tax
		5,606	–	6,726	×	4.00	minus		84.08	=	Tax
		6,727	–	7,847	×	4.50	minus		117.71	=	Tax
		7,848	–	8,968	×	5.00	minus		156.94	=	Tax
		8,969	and over	×	5.30	minus			183.84	=	Tax

Note: If filing a combined return and both persons have income, apply the tax rate schedule separately and combine the separate tax amounts to calculate total income tax.

Filing requirements. Taxpayers must file a Missouri return if required to file a federal income tax return unless the taxpayer:

- Is a resident with less than \$1,200 of Missouri AGI,
- Is a nonresident with less than \$600 of Missouri income or
- Has Missouri AGI that is less than his standard deduction.

Missouri form to file:

- Resident, part-year, and nonresident: Form MO-1040 (Individual Income Tax Return).
- Part-year and nonresident: Form MO-NRI (Missouri Income Percentage)—attachment to Form MO-1040. Alternatively, part-year residents can file Form MO-CR (Credit for Income Taxes Paid to Other States).

Return due date: April 15**Extension form.** Form MO-60 (Application for Extension of Time to File).**Allowable extension.** Missouri allows an automatic six-month extension if a federal extension is filed. File Form MO-60 to remit any tax due.

MONTANA

Website: <https://mtrevenue.gov>**Tax assistance:** 406-444-6900, 866-859-2254**2022 Quick Tax Method—For Taxable Income of:**

All	\$	0	–	3,300	×	1.0%	minus	\$	0.00	=	Tax
Filing		3,301	–	5,800	×	2.0	minus		33.00	=	Tax
Statuses		5,801	–	8,900	×	3.0	minus		91.00	=	Tax
		8,901	–	12,000	×	4.0	minus		180.00	=	Tax
		12,001	–	15,400	×	5.0	minus		300.00	=	Tax
		15,401	–	19,800	×	6.0	minus		454.00	=	Tax
		19,801	and over	×	6.75	minus			603.00	=	Tax

Note: Couples filing MFS calculate tax on their combined income.**Filing requirements.** Residents, part-year, and nonresidents must file if they have Montana-source income and:

Filing status:	Age:	Federal gross income (excluding unemployment compensation) is at least: ¹
Single, MFS	Under 65.....	\$ 5,090
	65 or older.....	7,800
HOH	Under 65.....	\$ 10,180
	65 or older.....	12,890
MFJ	Both under 65.....	\$ 10,180
	One spouse 65 or older.....	12,890
	Both spouses 65 or older.....	15,600

¹ Plus \$2,710 if eligible for blind exemption.**Montana form to file:**

- Resident, part-year, and nonresident: Form 2 (Montana Individual Income Tax Return).
- Part-year and nonresident: Schedule IV (Nonresident/Part-Year Resident Tax)—attachment to Form 2.

Return due date: April 15**Allowable extension.** An automatic six-month extension is granted. Form IT (Montana Individual Income Tax Payment Voucher) is used if tax is due (or payment can be made online).**Reciprocity agreements.** North Dakota. Residents of North Dakota are not required to file a Montana return if the only source of Montana income is wages.

NEBRASKA

Website: <https://revenue.nebraska.gov>**Tax assistance:** 402-471-5729, NE and IA 800-742-7474**2022 Quick Tax Method—For Taxable Income of:**

Single, MFS	\$	0	–	3,340	×	2.46%	minus	\$	0.00	=	Tax
		3,441	–	20,590	×	3.51	minus		36.12	=	Tax
		20,591	–	33,180	×	5.01	minus		344.97	=	Tax
		33,181	and over	×	6.84	minus			952.16	=	Tax
MFJ, QSS	\$	0	–	6,860	×	2.46%	minus	\$	0.00	=	Tax
		6,861	–	41,190	×	3.51	minus		72.03	=	Tax
		41,191	–	66,360	×	5.01	minus		689.88	=	Tax
		66,361	and over	×	6.84	minus			1,904.27	=	Tax
HOH	\$	0	–	6,410	×	2.46%	minus	\$	0.00	=	Tax
		6,411	–	32,950	×	3.51	minus		67.31	=	Tax
		32,951	–	49,200	×	5.01	minus		561.56	=	Tax
		49,201	and over	×	6.84	minus			1,461.92	=	Tax

Filing requirements. Residents must file if their income exceeds the following amounts: Single or MFS—\$7,350; MFJ—\$14,700; HOH—\$10,750 [add \$1,700 if age 65 or older or blind (\$1,400 if MFJ)] or have \$5,000 or more of Nebraska adjustments to federal AGI. Nonresidents and part-year with Nebraska-source income must file.**Nebraska form to file:**

- Resident, part-year, and nonresident: Form 1040N (Nebraska Individual Income Tax Return).
- Part-year and nonresident: Schedule III (Computation of Nebraska Tax for Partial-Year Residents and Nonresidents Only)—attachment to Form 1040N.

Return due date: April 15**Extension form.** Form 4868N (Nebraska Application for Automatic Extension of Time to File a Nebraska Individual Income Tax Return).**Allowable extension.** Nebraska accepts a federal extension. File Form 4868N if federal extension not granted or to make a tax payment.

NEVADA

Website: <https://tax.nv.gov>**Tax assistance:** 866-962-3707**Filing requirements.** Nevada does not have an individual income tax.

NEW HAMPSHIRE

Website: <https://revenue.nh.gov>**Tax assistance:** 603-230-5000**2022 Tax Rate**

Interest and dividend tax rate (Form DP-10).....	5.0%
Proprietor business profits tax rate (Form NH-1040).....	7.6%

Filing requirements. Residents and part-year residents must file Form DP-10 if:

Filing status:	Taxable interest and/or dividend income exceeds:
Single.....	\$ 2,400
Joint.....	4,800

Proprietors carrying on business activity within New Hampshire must file Form NH-1040 if they had gross income in excess of \$50,000 from self-employment reported on federal Schedule C; income from rental, including farm rental, reported on federal Schedule E or farm income reported on federal Schedule F. Gain or loss on assets used in one of these businesses must also be considered.

New Hampshire form to file. Individuals who were New Hampshire residents for any part of the tax year: Form DP-10 (Interest and Dividends Tax Return); Form NH-1040 (Proprietorship Business Profits Tax Return).

Return due date: April 15

Extension forms. Form DP-59-A (Payment Form and Application for 7-Month Extension of Time to File Interest and Dividends Tax Return) and Form BT-EXT (Payment Form and Application for 7-Month Extension of Time to File Business Tax Return).

Allowable extension. New Hampshire allows an automatic seven-month extension without written request if 100% of tax is paid by the original return due date. File Form DP-59-A or Form BT-EXT to make additional payments.

NEW JERSEY

Website: <https://state.nj.us/treasury/taxation>

Tax assistance: 609-292-6400



2022 Quick Tax Method—For Taxable Income of:

Single, MFS, CU ¹ (partner)	\$ 0 – 20,000	× 1.400%	minus \$ 0.00	= Tax
	20,001 – 35,000	× 1.750	minus 70.00	= Tax
	35,001 – 40,000	× 3.500	minus 682.50	= Tax
	40,001 – 75,000	× 5.525	minus 1,492.50	= Tax
	75,001 – 500,000	× 6.370	minus 2,126.25	= Tax
MFJ, HOH, QSS, CU ¹ (couple)	500,001 – 1,000,000	× 8.970	minus 15,126.25	= Tax
	1,000,001 and over	× 10.750	minus 32,926.25	= Tax
	\$ 0 – 20,000	× 1.400%	minus \$ —	= Tax
	20,001 – 50,000	× 1.750	minus 70.00	= Tax
	50,001 – 70,000	× 2.450	minus 420.00	= Tax
	70,001 – 80,000	× 3.500	minus 1,154.50	= Tax
	80,001 – 150,000	× 5.525	minus 2,775.00	= Tax
	150,001 – 500,000	× 6.370	minus 4,042.50	= Tax
	500,001 – 1,000,000	× 8.970	minus 17,042.50	= Tax
	1,000,001 and over	× 10.750	minus 34,842.50	= Tax

¹ Civil Union.

Filing requirements. Residents, part-year, and nonresidents must file if:

Filing status:	Gross income from all sources everywhere exceeds:
Single, MFS, CU partner filing separate	\$ 10,000
MFJ, HOH, QSS, CU couple filing joint	20,000

Nonresidents and part-year residents must file a return if their gross income was more than the threshold amounts even if their New Jersey sourced income was equal to or less than such amounts.

New Jersey form to file:

- Resident and part-year resident: NJ-1040 (Income Tax—Resident Return).
- Nonresident (and part-year residents if NJ-source income received while nonresident): NJ-1040NR (Income Tax—Nonresident Return).

Return due date: April 15

Extension form. Form NJ-630 (Application for Extension of Time to File New Jersey Gross Income Tax Return).

Allowable extension. New Jersey allows up to a six-month extension if at least 80% of tax due is paid and the taxpayer attaches a copy of federal Form 4868 to New Jersey return or files NJ Form NJ-630. Use Form NJ-630 to remit any tax due.

Reciprocity agreements. Pennsylvania. Compensation to Pennsylvania residents employed in New Jersey is not subject to New Jersey income tax.

NEW MEXICO

Website: <https://tax.newmexico.gov>

Tax assistance: 505-827-0700; 866-285-2996



2022 Quick Tax Method—For Taxable Income of:

Single	\$ 0 – 5,500	× 1.70%	minus \$ 0.00	= Tax
	5,501 – 11,000	× 3.20	minus 82.50	= Tax
	11,001 – 16,000	× 4.70	minus 247.50	= Tax
	16,001 – 210,000	× 4.90	minus 279.50	= Tax
	210,001 and over	× 5.90	minus 2,379.50	= Tax
MFJ, HOH or QSS	\$ 0 – 8,000	× 1.70%	minus \$ 0.00	= Tax
	8,001 – 16,000	× 3.20	minus 120.00	= Tax
	16,001 – 24,000	× 4.70	minus 360.00	= Tax
	24,001 – 315,000	× 4.90	minus 408.00	= Tax
	315,001 and over	× 5.90	minus 3,558.00	= Tax
MFS	\$ 0 – 4,000	× 1.70%	minus \$ 0.00	= Tax
	4,001 – 8,000	× 3.20	minus 60.00	= Tax
	8,001 – 12,000	× 4.70	minus 180.00	= Tax
	12,001 – 157,500	× 4.90	minus 204.00	= Tax
	157,501 and over	× 5.90	minus 1,779.00	= Tax

Filing requirements. Residents must file if they are required to file a federal income tax return.

Nonresidents and part-year residents must file if they are required to file a federal income tax return and receive New Mexico-source income.

New Mexico form to file:

- Resident, part-year, and nonresident: Form PIT-1 (New Mexico Personal Income Tax Return).
- Resident, part-year, and nonresident who allocate and apportion income from both inside and outside of New Mexico: Form PIT-B (Schedule of New Mexico Allocation and Apportionment of Income)—attachment to Form PIT-1.

Return due date: April 15; May 1 if both federal and New Mexico return are filed electronically.

Extension form. Form RPD-41096 (Application for Extension of Time to File).

Allowable extension. Automatic six months if federal Form 4868 is filed. If additional time is needed or federal Form 4868 is not filed, file Form RPD-41096. Payments can be made using Form PIT-EXT (Personal Income Tax Extension Payment Voucher).

NEW YORK

Website: <https://tax.ny.gov>

Tax assistance: 518-457-5181



2022 NY State Quick Tax Method—For Taxable Income of:

Single, MFS	\$	0 –	8,500 ×	4.00%	minus	\$	0.00 =	Tax
		8,501 –	11,700 ×	4.50	minus	43.00 =	Tax	
		11,701 –	13,900 ×	5.25	minus	130.00 =	Tax	
		13,901 –	80,650 ×	5.50	minus	165.00 =	Tax	
		80,651 –	215,400 ×	6.00	minus	568.00 =	Tax	
		215,401 –	1,077,550 ×	6.85	minus	2,399.00 =	Tax	
		1,077,551 –	5,000,000 ×	9.65	minus	32,571.00 =	Tax	
		5,000,001 –	25,000,000 ×	10.30	minus	65,071.00 =	Tax	
		25,000,001 and over	×	10.90	minus	215,071.00 =	Tax	
MFJ, QSS	\$	0 –	17,150 ×	4.00%	minus	\$	0.00 =	Tax
		17,151 –	23,600 ×	4.50	minus	86.00 =	Tax	
		23,601 –	27,900 ×	5.25	minus	263.00 =	Tax	
		27,901 –	161,550 ×	5.50	minus	333.00 =	Tax	
		161,551 –	323,200 ×	6.00	minus	1,140.00 =	Tax	
		323,201 –	2,155,350 ×	6.85	minus	3,887.00 =	Tax	
		2,155,351 –	5,000,000 ×	9.65	minus	64,237.00 =	Tax	
		5,000,001 –	25,000,000 ×	10.30	minus	96,737.00 =	Tax	
		25,000,001 and over	×	10.90	minus	246,737.00 =	Tax	
HOH	\$	0 –	12,800 ×	4.00%	minus	\$	0.00 =	Tax
		12,801 –	17,650 ×	4.50	minus	64.00 =	Tax	
		17,651 –	20,900 ×	5.25	minus	196.00 =	Tax	
		20,901 –	107,650 ×	5.50	minus	249.00 =	Tax	
		107,651 –	269,300 ×	6.00	minus	787.00 =	Tax	
		269,301 –	1,616,450 ×	6.85	minus	3,076.00 =	Tax	
		1,616,451 –	5,000,000 ×	9.65	minus	48,337.00 =	Tax	
		5,000,001 –	25,000,000 ×	10.30	minus	80,837.00 =	Tax	
		25,000,001 and over	×	10.90	minus	230,837.00 =	Tax	

Note: If NY AGI is more than \$107,650, the graduated tax rates above are phased out.

2022 NYC Quick Tax Method—for Taxable Income of:

Single, MFS	\$	0 –	12,000 ×	3.078%	minus	\$	0.00 =	Tax
		12,001 –	25,000 ×	3.762	minus	82.00 =	Tax	
		25,001 –	50,000 ×	3.819	minus	96.00 =	Tax	
		50,001 and over	×	3.876	minus	125.00 =	Tax	
MFJ, QSS	\$	0 –	21,600 ×	3.078%	minus	\$	0.00 =	Tax
		21,601 –	45,000 ×	3.762	minus	148.00 =	Tax	
		45,001 –	90,000 ×	3.819	minus	173.00 =	Tax	
		90,001 and over	×	3.876	minus	225.00 =	Tax	
HOH	\$	0 –	14,400 ×	3.078%	minus	\$	0.00 =	Tax
		14,401 –	30,000 ×	3.762	minus	98.00 =	Tax	
		30,001 –	60,000 ×	3.819	minus	116.00 =	Tax	
		60,001 and over	×	3.876	minus	150.00 =	Tax	

Filing requirements. Residents must file if they are:

- Required to file a federal return or
- Not required to file a federal return, but:

Federal filing status would have been:	Federal AGI plus New York additions exceeds:
Single and can be claimed as dependent on another person's return	\$ 3,100
All others.....	4,000

- To claim a refund of state or city income taxes withheld from taxpayer's pay.

- To claim any of the refundable or carryover credits available.
- Part-year and nonresidents are required to file if:

Federal filing status:	Received New York-source income and New York AGI exceeds:
Single and can be claimed as dependent on another person's return	\$ 3,100
Single and cannot be claimed as dependent on another person's return	8,000
MFJ.....	16,050
MFS	8,000
HOH.....	11,200
QSS	16,050

Part-year and nonresidents are also required to file if any of the following apply:

- They are subject to separate tax on lump-sum distributions derived from or connected to New York sources (part-year residents).
- They incurred a New York NOL without incurring a similar federal NOL.
- To claim a refund of state or city income taxes withheld from taxpayer's pay.
- To claim any of the refundable or carryover credits available.

New York form to file:

- Resident: Form IT-201 (Resident Income Tax Return).
- Part-year and nonresident: Form IT-203 (Nonresident and Part-Year Resident Income Tax Return).

Return due date: April 15

Extension form. Form IT-370 (Application for Automatic Six-Month Extension of Time to File for Individuals).

Allowable extension. To request an automatic six-month extension, file Form IT-370 and remit any tax due. A copy of the federal extension is not accepted.

NORTH CAROLINA

Website: <https://ncdor.gov>

Tax assistance: 877-252-3052



2022 Tax Rate

Income tax rate.....	4.99%
----------------------	-------

Filing requirements. Every resident whose income for the year exceeds the amount for his filing status as shown in the following chart must file a return:

Filing status	A return is required if federal gross income exceeds
Single.....	\$ 12,750
MFJ.....	25,500
MFS if spouse does not claim itemized deductions.....	12,750
MFS if spouse claims itemized deductions.....	0
HOH.....	19,125
QSS	25,500
Nonresident alien.....	0

Note: 2022 amounts not available at time of publication. Amounts shown are for 2021.

An individual not required to file a federal income tax return but who has gross income from all sources—both inside and outside of North Carolina—that equals or exceeds the amount for his filing status shown in the chart above is required to file a North Carolina return. He must complete a federal return and attach it to his North

Carolina income tax return to show how his adjusted gross income and deductions were determined.

A part-year resident must file if his total income for the tax year exceeds the amount for his filing status shown in the chart above and he:

- Received income while a resident of North Carolina or
- Received income while a nonresident that is:
 - Attributable to ownership of any interest in real or tangible personal property in North Carolina;
 - Derived from a business, trade, profession or occupation carried on within North Carolina or
 - Derived from gambling activities in North Carolina.

A nonresident must file if his total income from all sources—both inside and outside of North Carolina—exceeds the amount for his filing status as shown in the chart above and he received income for the tax year from North Carolina sources that was:

- Attributable to ownership of any interest in real or tangible personal property in North Carolina;
- Derived from a business, trade, profession, or occupation carried on in North Carolina or
- Derived from gambling activities in North Carolina.

North Carolina form to file:

- Resident, part-year, and nonresident: Form D-400 (Individual Income Tax Return).
- Part-year and nonresidents: D-400, page 4, D-400 Schedule S (Supplement Schedule); Part D (Computation of North Carolina Taxable Income for Part-Year Residents and Nonresidents).

Return due date: April 15

Extension form. Form D-410 (Application for Extension for Filing Individual Income Tax Return).

Allowable extension. North Carolina allows an automatic six-month extension if granted a federal extension. Only file Form D-410 to make a payment or if Form 4868 was not filed.

NORTH DAKOTA

Website: <http://nd.gov/tax>

Tax assistance: 701-328-7088; 877-328-7088



2022 Quick Tax Method—For Taxable Income of:

Single	\$	0	–	41,775	×	1.10%	minus	\$	0.00	=	Tax
		41,776	–	101,050	×	2.04	minus		392.69	=	Tax
		101,051	–	210,825	×	2.27	minus		625.10	=	Tax
		210,826	–	458,350	×	2.64	minus		1,405.15	=	Tax
		458,351	and over	×	2.90	minus			2,596.86	=	Tax
MFJ, QSS	\$	0	–	67,700	×	1.10%	minus	\$	0.00	=	Tax
		69,701	–	168,450	×	2.04	minus		655.18	=	Tax
		168,451	–	256,650	×	2.27	minus		1,042.62	=	Tax
		256,651	–	458,350	×	2.64	minus		1,992.22	=	Tax
		458,351	and over	×	2.90	minus			3,183.93	=	Tax
MFS	\$	0	–	34,850	×	1.10%	minus	\$	0.00	=	Tax
		34,851	–	84,225	×	2.04	minus		327.59	=	Tax
		84,226	–	128,325	×	2.27	minus		521.31	=	Tax
		128,326	–	229,175	×	2.64	minus		996.11	=	Tax
		229,176	and over	×	2.90	minus			1,591.97	=	Tax
HOH	\$	0	–	55,900	×	1.10%	minus	\$	0.00	=	Tax
		55,901	–	144,400	×	2.04	minus		525.46	=	Tax
		144,401	–	233,750	×	2.27	minus		857.58	=	Tax
		233,751	–	458,350	×	2.64	minus		1,722.46	=	Tax
		458,351	and over	×	2.90	minus			2,914.17	=	Tax

Filing requirements. Residents must file if they are required to file a federal income tax return.

Nonresidents must file if they are required to file a federal return and received gross income from North Dakota sources. Part-year residents must file if they are required to file a federal return and received income from any source while a resident or received North Dakota-source income while a nonresident.

North Dakota form to file:

- Resident, part-year, and nonresident: Form ND-1 (Individual Income Tax Return).
- Part-year and nonresident: Schedule ND-1NR (Tax Calculation for Nonresidents and Part-Year Residents)—attachment to Form ND-1.

Return due date: April 15

Extension form. Form 101 (Application for Extension of Time to File a North Dakota Tax Return).

Allowable extension: An extension of time to file a taxpayer's federal return is recognized for North Dakota purposes. If there is no federal extension, file Form 101 to request an extension of time to file (Form 101 is not an automatic extension). Use Form ND-1EXT (Individual Extension Payment Voucher) to make a payment.

Reciprocity agreements. Minnesota and Montana. Minnesota residents are not required to file a North Dakota return if only North Dakota source of income is compensation and the taxpayer maintains a home in Minnesota and returns to the home at least once each month. Montana residents are not required to file a North Dakota return if only North Dakota source of income is wages.

OHIO

Website: <https://tax.ohio.gov>

Tax assistance: 800-282-1780



2022 Quick Tax Method—For Taxable Income of:

All Filing Statuses	\$	0	–	26,050	×	0.000%	minus	\$	0.00	=	Tax
		26,051	–	46,100	×	2.765%	minus		359.59	=	Tax
		46,101	–	92,150	×	3.226%	minus		572.11	=	Tax
		92,151	–	115,300	×	3.688%	minus		997.85	=	Tax
		115,301	and over	×	3.990%	minus			1,346.05	=	Tax

Filing requirements. Residents and part-year residents are required to file unless one of the following exceptions applies:

- Ohio AGI is less than or equal to \$0.
- The total of the taxpayer's senior citizen credit, lump-sum distribution credit and joint filing credit is equal to or exceeds his income tax liability and he is not liable for school district income tax.
- The taxpayer's exemption amount is the same as or more than his Ohio AGI.

Nonresidents are required to file if they have Ohio-sourced income.

Ohio form to file:

- Resident, part-year, and nonresident: Form IT 1040 (Individual Income Tax Return).
- Part-year and nonresidents: Schedule D (Nonresident/Part-Year Resident Credit) (Form IT 1040, page 4).

Return due date: April 15

Extension form. Ohio does not have a separate extension form.

UTAH

Website: <https://tax.utah.gov>

Tax assistance: 801-297-2200,
800-662-4335



2022 Tax Rate

Income tax rate..... 4.85%

Filing requirements. Residents and part-year residents must file if they are required to file a federal income tax return.

Nonresidents must file if they are required to file a federal income tax return and received Utah-source income.

Utah form to file:

- Resident, part-year, and nonresident: Form TC-40 (Utah Individual Income Tax Return).
- Part-year and nonresident: Form TC-40B (Non or Part-year Resident Schedule)—attachment to Form TC-40.

Return due date: April 15

Allowable extension. Utah allows an automatic six-month extension of time to file. Utah does not have an extension form. Use Form TC-546 (Individual Income Tax Prepayment Coupon) to make a payment.

VERMONT

Website: <https://tax.vermont.gov>

Tax assistance: 802-828-2505



2022 Quick Tax Method—For Taxable Income of:

Single	\$	0	–	42,150	×	3.35%	minus	\$	0.00	=	Tax
		42,151	–	102,200	×	6.60	minus		1,369.88	=	Tax
		102,201	–	213,150	×	7.60	minus		2,391.88	=	Tax
		213,151	and over	×	8.75	minus			4,843.10	=	Tax
MFJ, QSS, CU Filing Jointly	\$	0	–	70,450	×	3.35%	minus	\$	0.00	=	Tax
		70,451	–	170,300	×	6.60	minus		2,289.63	=	Tax
		170,301	–	259,500	×	7.60	minus		3,992.63	=	Tax
		259,501	and over	×	8.75	minus			6,976.88	=	Tax
MFS, CU Filing Separately	\$	0	–	35,225	×	3.35%	minus	\$	0.00	=	Tax
		35,226	–	85,150	×	6.60	minus		1,144.81	=	Tax
		85,151	–	129,750	×	7.60	minus		1,996.31	=	Tax
		129,751	and over	×	8.75	minus			3,488.44	=	Tax
HOH	\$	0	–	56,500	×	3.35%	minus	\$	0.00	=	Tax
		56,501	–	145,950	×	6.60	minus		1,836.25	=	Tax
		145,951	–	236,350	×	7.60	minus		3,295.75	=	Tax
		236,351	and over	×	8.75	minus			6,013.78	=	Tax

Filing requirements. Residents, part-year residents, and nonresidents must file if they are required to file a federal return and earn or receive:

- 1) \$100 or more of Vermont income or
- 2) \$1,000 or more of Vermont gross income as a nonresident.

Vermont form to file:

- Resident, part-year, and nonresident: Form IN-111 (Vermont Income Tax Return).
- Part-year and nonresident: Schedule IN-113 (Income Adjustment Calculations)—attachment to Form IN-111.

Return due date: April 15

Extension form. Form IN-151 (Application for Extension of Time to File Form IN-111 Vermont Individual Income Tax Return).

Allowable extension. Vermont allows an automatic six-month extension if Form IN-151 is filed by the due date of the return or taxpayer uses myVTax to file the extension.

VIRGINIA

Website: <https://tax.virginia.gov>

Tax assistance: 804-367-8031

2022 Quick Tax Method—For Taxable Income of:

All	\$	0	–	3,000	×	2.00%	minus	\$	0.00	=	Tax
Filing		3,001	–	5,000	×	3.00	minus		30.00	=	Tax
Statuses		5,001	–	17,000	×	5.00	minus		130.00	=	Tax
		17,001	and over	×	5.75	minus			257.50	=	Tax

Filing requirements. Residents and part-year residents are required to file if:

Filing status:	Virginia AGI is at least:
Single or MFS.....	\$ 11,950
MFJ	23,900

Nonresidents are required to file if they receive any income from Virginia sources other than interest from personal savings accounts, interest or dividends from an individual stock market investment, or pension payments from a Virginia payor.

Virginia form to file:

- Resident: Form 760 (Virginia Resident Individual Income Tax Return).
- Part-year resident: Form 760PY (Virginia Part-Year Resident Income Tax Return).
- Nonresident: Form 763 (Virginia Nonresident Income Tax Return).

Return due date: May 1

Allowable extension. Virginia allows an automatic six-month extension of time to file. Ninety percent of the tax liability must be paid by the original due date for filing the return to avoid penalty. No application for extension is required. To make a payment of tentative tax by the original due date, use voucher Form 760IP.

Reciprocity agreements. The District of Columbia, Kentucky, Maryland, Pennsylvania, and West Virginia residents may be exempt from filing if their only source of Virginia income is wages subject to income tax by the resident state (or district). For residents of the District of Columbia and Kentucky, the exemption applies if the individual had no actual place of abode in Virginia during the year. The exemption applies to Maryland, Pennsylvania, and West Virginia residents if they are present in Virginia for 183 days or less during the year.

WASHINGTON

Website: <https://dor.wa.gov>

Tax assistance: 360-705-6705

Filing requirements. Washington does not have a personal income tax, but effective January 1, 2022, it imposes a 7% excise tax on individuals with sales or exchanges of long-term capital assets. Only taxpayers owing capital gains tax are required to file a capital gains tax return. Taxpayers must have capital gains in excess of \$250,000. See the *All States Quickfinder® Handbook* for more information.

WEST VIRGINIA

Website: <https://tax.wv.gov>

Tax assistance: 800-982-8297,
304-558-3333



2022 Quick Tax Method—For Taxable Income of:

MFJ, Single, HOH, QSS	\$ 0 – 9,999	× 3.0%	minus \$ 0.00	= Tax
	10,000 – 24,999	× 4.0	minus 100.00	= Tax
	25,000 – 39,999	× 4.5	minus 225.00	= Tax
	40,000 – 59,999	× 6.0	minus 825.00	= Tax
	60,000 and over	× 6.5	minus 1,125.00	= Tax
MFS	\$ 0 – 4,999	× 3.0%	minus \$ 0.00	= Tax
	5,000 – 12,499	× 4.0	minus 50.00	= Tax
	12,500 – 19,999	× 4.5	minus 112.50	= Tax
	20,000 – 29,999	× 6.0	minus 412.50	= Tax
	30,000 and over	× 6.5	minus 562.50	= Tax

Filing requirements. Residents and part-year residents are required to file if their West Virginia AGI is greater than the exemption allowance (\$2,000 per exemption or \$500 if zero exemptions were claimed) or to claim a senior citizen's tax credit.

Exception: Taxpayers age 65 or older if income is less than exemption allowance plus senior citizen modification of up to \$8,000 do not have to file.

Nonresidents are required to file if their federal AGI includes any West Virginia-source income.

West Virginia form to file:

- Resident, part-year, and nonresident: Form IT-140 (West Virginia Personal Income Tax Return).
- Part-year and nonresident: Schedule A (Nonresidents/Part-Year Residents Schedule of Income)—attachment to Form IT-140.

Return due date: April 15

Extension form. Schedule L (Application for Extension of Time to File).

Allowable extension. West Virginia allows up to a six-month extension if tax liability is paid and the taxpayer either:

- Attaches a copy of federal Form 4868 or
- Files Schedule L if tax owed or federal Form 4868 not filed.

Reciprocity agreements. Kentucky, Maryland, Ohio, Pennsylvania, and Virginia residents may file Form IT-140NRS (Special Nonresident Income Tax Return) to claim a refund if the only West Virginia income is from wages and salaries.

Note: Pennsylvania and Virginia residents qualify only if they did not spend more than 183 days within West Virginia in 2022.

WISCONSIN

Website: <https://revenue.wi.gov>

Tax assistance: 608-266-2772



2022 Quick Tax Method—For Taxable Income of:

Single, HOH	\$ 0 – 12,760	× 3.54%	minus \$ 0.00	= Tax
	12,761 – 25,520	× 4.65	minus 141.64	= Tax
	25,521 – 280,950	× 5.30	minus 307.52	= Tax
	280,951 and over	× 7.65	minus 6,909.84	= Tax
MFJ	\$ 0 – 17,010	× 3.54%	minus \$ 0.00	= Tax
	17,011 – 34,030	× 4.65	minus 188.81	= Tax
	34,031 – 374,600	× 5.30	minus 410.01	= Tax
	374,601 and over	× 7.65	minus 9,213.11	= Tax
MFS	\$ 0 – 8,510	× 3.54%	minus \$ 0.00	= Tax
	8,511 – 17,010	× 4.65	minus 94.46	= Tax
	17,011 – 187,300	× 5.30	minus 205.03	= Tax
	187,301 and over	× 7.65	minus 4,606.58	= Tax

Filing requirements. Residents must file if:

Filing status:	Age:	Gross income is at least:
Single	Under 65.....	\$ 12,490
	65 or older.....	12,740
MFJ	Under 65 (both spouses).....	\$ 23,220
	65 or older (one spouse).....	23,470
	65 or older (both spouses).....	23,720
MFS	Under 65.....	\$ 11,070
	65 or older.....	11,320
HOH	Under 65.....	\$ 15,930
	65 or older.....	16,180

Note: 2022 amounts not available at time of publication. Amounts shown are for 2021.

Residents must also file if they owe a Wisconsin penalty on an IRA, retirement plan, ABLE account, medical or health savings account or Coverdell education savings account (excess contribution).

Part-year and nonresidents must file if gross income is at least \$2,000.

Wisconsin form to file:

- Resident: Form 1, Wisconsin Income Tax.
- Part-year and nonresident: Form 1NPR (Nonresident and Part-Year Resident Wisconsin Income Tax).

Return due date: April 15

Allowable extension. Wisconsin allows an extension based on the federal extension. Use Form 1-ES to make any payments. If federal Form 4868 not filed, attach a statement to the Wisconsin tax return indicating which federal extension provision (for example, federal automatic six-month provision) the taxpayer is applying for.

Reciprocity agreements. Illinois, Indiana, Kentucky, and Michigan residents are not required to file a Wisconsin return if the only Wisconsin income is from personal services.

WYOMING

Website: <http://revenue.wyo.gov>

Tax assistance: 307-777-5200

Filing requirements. Wyoming does not have a personal income tax.



Quick Facts, Worksheets, Where to File

All worksheets included in Tab 3 may be copied and used in your tax practice.



Tab 3 Topics

Quick Facts Data Sheet.....	Page 3-1	Donations Substantiation Guide	Page 3-8
Business Use of Home Worksheet	Page 3-4	Earned Income Credit (EIC) Worksheet (2022)	Page 3-9
Capital Loss Carryover Worksheet (2022).....	Page 3-5	Net Operating Loss Worksheets	Page 3-9
Form 8949 (Sales and Other Dispositions of Capital Assets)—Gain/Loss Adjustment Codes	Page 3-5	Social Security Benefits Worksheet (2022).....	Page 3-13
Carryover Schedule for Charitable Contributions	Page 3-6	Qualified Business Income Deduction Worksheet (2022)	Page 3-14
Donations—Noncash	Page 3-7	2022 State and Local Sales Tax Deduction	Page 3-15
Donated Goods Valuation Guide	Page 3-7	Where to File 2022 Form 1040	Page 3-16
		Where to File Form 1040-ES for 2023	Page 3-16
		Where to File Form 4868 for 2022 Return	Page 3-16

Quick Facts Data Sheet					
	2023	2022	2021	2020	2019
General Deductions and Credits					
Standard deduction:					
MFJ or QSS	\$ 27,700	\$ 25,900	\$ 25,100	\$ 24,800	\$ 24,400
Single	13,850	12,950	12,550	12,400	12,200
HOH	20,800	19,400	18,800	18,650	18,350
MFS	13,850	12,950	12,550	12,400	12,200
Additional for age 65 or older or blind each (MFJ, QSS, MFS)	1,500	1,400	1,350	1,300	1,300
Additional for age 65 or older or blind each (Single, HOH)	1,850	1,750	1,700	1,650	1,650
Earned income credit:					
Earned income and AGI must be less than (MFJ):²					
No qualifying children	\$ 24,210	\$ 22,610	\$ 27,380	\$ 21,710	\$ 21,370
One qualifying child	53,120	49,622	48,108	47,646	46,884
Two qualifying children	59,478	55,529	53,865	53,330	52,493
Three or more qualifying children	63,398	59,187	57,414	56,844	55,952
Maximum amount of credit (all filers except MFS):					
No qualifying children	\$ 600	\$ 560	\$ 1,502	\$ 538	\$ 529
One qualifying child	3,995	3,733	3,618	3,584	3,526
Two qualifying children	6,604	6,164	5,980	5,920	5,828
Three or more qualifying children	7,430	6,935	6,728	6,660	6,557
Investment income limit	11,000	10,300	10,000	3,650	3,600
Child tax credit/credit for other dependents:					
Credit per child	\$ 2,000	\$ 2,000	\$ 2,000 ³	\$ 2,000	\$ 2,000
Refundable portion limit	1,600	1,500	2,000 ³	1,400	1,400
Refundable child tax credit—earned income floor	2,500	2,500	0 ³	2,500	2,500
Credit per other dependent	500	500	500	500	500
Adoption credit/exclusion:					
Maximum credit/exclusion (and amount allowed for adoption of special needs child)	\$ 15,950	\$ 14,890	\$ 14,440	\$ 14,300	\$ 14,080
Credit/exclusion phase-out begins at AGI of:					
All taxpayers except MFS	\$ 239,230	\$ 223,410	\$ 216,660	\$ 214,520	\$ 211,160
MFS	Not Allowed	Not Allowed	Not Allowed	Not Allowed	Not Allowed
Kiddie tax unearned income threshold	\$ 2,500	\$ 2,300	\$ 2,200	\$ 2,200	\$ 2,200
Foreign earned income exclusion	\$ 120,000	\$ 112,000	\$ 108,700	\$ 107,600	\$ 105,900
FICA/SE Taxes					
Maximum earnings subject to tax:					
Social security tax	\$ 160,200	\$ 147,000	\$ 142,800	\$ 137,700	\$ 132,900
Medicare tax	No Limit	No Limit	No Limit	No Limit	No Limit
Maximum tax paid by:					
Employee—social security	\$ 9,932.40	\$ 9,114.00	\$ 8,853.60	\$ 8,537.40	\$ 8,239.80
Self-employed—social security	19,864.80	18,228.00	17,707.20	17,074.80	16,479.60
Employee or self-employed—Medicare	No Limit	No Limit	No Limit	No Limit	No Limit
Additional Medicare tax begins at earnings of:					
MFJ	\$ 250,000	\$ 250,000	\$ 250,000	\$ 250,000	\$ 250,000
Single, HOH, or QSS	200,000	200,000	200,000	200,000	200,000
MFS	125,000	125,000	125,000	125,000	125,000

Table continued on the next page

Quick Facts Data Sheet (Continued)

	2023	2022	2021	2020	2019
Business Deductions					
Section 179 deduction:					
Overall limit	\$ 1,160,000	\$ 1,080,000	\$ 1,050,000	\$ 1,040,000	\$ 1,020,000
SUV limit (per vehicle)	28,900	27,000	26,200	25,900	25,500
Qualifying property phase-out threshold	2,890,000	2,700,000	2,620,000	2,590,000	2,550,000
Depreciation limit—autos, trucks, and vans (1st year)	12,200⁴	11,200⁴	10,200⁴	10,100⁴	10,100⁴
Standard mileage allowances:					
Business	65.5¢ ⁴⁴	58.5¢/62.5¢ ¹⁰	56¢	57.5¢	58¢
Charity work	14¢	14¢	14¢	14¢	14¢
Medical/moving	22¢ ⁴⁴	18¢/22¢ ¹⁰	16¢	17¢	20¢
Qualified business income (QBI) deduction taxable income thresholds:					
MFJ	\$ 364,200	\$ 340,100	\$ 329,800	\$ 326,600	\$ 321,400
Single, HOH, QSS, or MFS	182,100	170,050	164,900 ⁵	163,300	160,700 ⁵
Excess business loss disallowance limits:					
MFJ	\$ 578,000	\$ 540,000	\$ 524,000	\$ 518,000	\$ 510,000
Single, HOH, QSS, or MFS	289,000	270,000	262,000	259,000	255,000
Health Care Deductions/Exclusions/Credits					
Health savings accounts (HSAs):					
Self-only coverage:					
Contribution limit	\$ 3,850	\$ 3,650	\$ 3,600	\$ 3,550	\$ 3,500
Plan minimum deductible	1,500	1,400	1,400	1,400	1,350
Plan out-of-pocket limit	7,500	7,050	7,000	6,900	6,750
Family coverage:					
Contribution limit	7,750	7,300	7,200	7,100	7,000
Plan minimum deductible	3,000	2,800	2,800	2,800	2,700
Plan out-of-pocket limit	15,000	14,100	14,000	13,800	13,500
Additional contribution limit—age 55 or older	1,000	1,000	1,000	1,000	1,000
Long-term care insurance—deduction limits:					
Age 40 and under	\$ 480	\$ 450	\$ 450	\$ 430	\$ 420
Age 41 – 50	890	850	850	810	790
Age 51 – 60	1,790	1,690	1,690	1,630	1,580
Age 61 – 70	4,770	4,510	4,520	4,350	4,220
Age 71 and older	5,960	5,640	5,640	5,430	5,270
Long-term care—excludible per diem	\$ 420	\$ 390	\$ 400	\$ 380	\$ 370
Medical savings accounts (MSAs):					
Self-only coverage:					
Plan minimum deductible	\$ 2,650	\$ 2,450	\$ 2,400	\$ 2,350	\$ 2,350
Plan maximum deductible	3,950	3,700	3,600	3,550	3,500
Plan out-of-pocket limit	5,300	4,950	4,800	4,750	4,650
Family coverage:					
Plan minimum deductible	5,300	4,950	4,800	4,750	4,650
Plan maximum deductible	7,900	7,400	7,150	7,100	7,000
Plan out-of-pocket limit	9,650	9,050	8,750	8,650	8,550
Health flexible spending arrangement—contribution limit	\$ 3,050	\$ 2,850	\$ 2,750	\$ 2,750	\$ 2,700
Advance payment of health insurance premium tax credit—repayment limit:⁶					
Household income < 200% of federal poverty line (FPL)	\$ 700	\$ 650	\$ 650	\$ 650	\$ 600
Household income ≥ 200% of FPL, but < 300%	1,800	1,650	1,600	1,600	1,600
Household income ≥ 300% of FPL, but < 400%	3,000	2,800	2,700	2,700	2,650
Qualified small employer HRA reimbursement limits:					
Employee only	\$ 5,850	\$ 5,450	\$ 5,300	\$ 5,250	\$ 5,150
Employee and family	11,800	11,050	10,700	10,600	10,450
Small employer health insurance credit—average wage limit	\$ 30,700	\$ 28,700	\$ 27,800	\$ 27,600	\$ 27,100
Education Tax Incentives					
Education savings accounts (ESAs) phase-out begins at AGI of:					
MFJ	\$ 190,000	\$ 190,000	\$ 190,000	\$ 190,000	\$ 190,000
Single, HOH, QSS, or MFS	95,000	95,000	95,000	95,000	95,000
American opportunity credit—maximum credit (per student)	\$ 2,500	\$ 2,500	\$ 2,500	\$ 2,500	\$ 2,500
Lifetime learning credit (LLC)—maximum credit (per return)	\$ 2,000	\$ 2,000	\$ 2,000	\$ 2,000	\$ 2,000
Education credit phase-out begins at AGI of:					
MFJ:					
American opportunity	\$ 160,000	\$ 160,000	\$ 160,000	\$ 160,000	\$ 160,000
LLC	160,000	160,000	160,000	118,000	116,000
Single, HOH, or QSS:					
American opportunity	80,000	80,000	80,000	80,000	80,000
LLC	80,000	80,000	80,000	59,000	58,000
MFS	Not Allowed	Not Allowed	Not Allowed	Not Allowed	Not Allowed
Student loan interest deduction limit	\$ 2,500	\$ 2,500	\$ 2,500	\$ 2,500	\$ 2,500
Student loan interest deduction phase-out begins at AGI of:					
MFJ	\$ 155,000	\$ 145,000	\$ 140,000	\$ 140,000	\$ 140,000
Single, HOH, or QSS	75,000	70,000	70,000	70,000	70,000
MFS	Not Allowed	Not Allowed	Not Allowed	Not Allowed	Not Allowed
Savings bonds income exclusion phase-out begins at AGI of:					
MFJ or QSS	\$ 137,800	\$ 128,650	\$ 124,800	\$ 123,550	\$ 121,600
Single or HOH	91,850	85,800	83,200	82,350	81,100
MFS	Not Allowed	Not Allowed	Not Allowed	Not Allowed	Not Allowed

Quick Facts Data Sheet (Continued)					
	2023	2022	2021	2020	2019
Tuition deduction phase-out begins at AGI of:					
MFJ	N/A ⁷	N/A ⁷	N/A ⁷	\$ 130,000	\$ 130,000
Single, HOH, or QSS	N/A ⁷	N/A ⁷	N/A ⁷	65,000	65,000
MFS	N/A ⁷	N/A ⁷	N/A ⁷	Not Allowed	Not Allowed
Additional Taxes					
AMT exemption:					
MFJ or QSS	\$ 126,500	\$ 118,100	\$ 114,600	\$ 113,400	\$ 111,700
Single or HOH	81,300	75,900	73,600	72,900	71,700
MFS	63,250	59,050	57,300	56,700	55,850
Child subject to kiddie tax—earned income plus	N/A ⁸	N/A ⁸	N/A ⁸	N/A ⁸	N/A ⁸
Net investment income tax begins at AGI of:					
MFJ or QSS	\$ 250,000	\$ 250,000	\$ 250,000	\$ 250,000	\$ 250,000
Single or HOH	200,000	200,000	200,000	200,000	200,000
MFS	125,000	125,000	125,000	125,000	125,000
Retirement Plans					
IRA contribution limits:					
Under age 50 at year end	\$ 6,500	\$ 6,000	\$ 6,000	\$ 6,000	\$ 6,000
Age 50 or older at year end	7,500	7,000	7,000	7,000	7,000
Traditional IRA deduction phase-out begins at AGI of (taxpayer or spouse covered by employer retirement plan):					
MFJ and QSS (covered spouse)	\$ 116,000	\$ 109,000	\$ 105,000	\$ 104,000	\$ 103,000
MFJ (non-covered spouse)	218,000	204,000	198,000	196,000	193,000
Single and HOH	73,000	68,000	66,000	65,000	64,000
MFS	0	0	0	0	0
Roth IRA contribution phase-out begins at AGI of:					
MFJ or QSS	\$ 218,000	\$ 204,000	\$ 198,000	\$ 196,000	\$ 193,000
Single or HOH	138,000	129,000	125,000	124,000	122,000
MFS	0	0	0	0	0
SIMPLE IRA plan elective deferral limits:					
Under age 50 at year end	\$ 15,500	\$ 14,000	\$ 13,500	\$ 13,500	\$ 13,000
Age 50 or older at year end	19,000	17,000	16,500	16,500	16,000
401(k), 403(b), 457, and SARSEP elective deferral limits:					
Under age 50 at year end	\$ 22,500	\$ 20,500	\$ 19,500	\$ 19,500	\$ 19,000
Age 50 or older at year end	30,000	27,000	26,000	26,000	25,000
Profit-sharing plan/SEP contribution limits					
	\$ 66,000	\$ 61,000	\$ 58,000	\$ 57,000	\$ 56,000
Compensation limit (for employer contributions to profit sharing plans)					
	\$ 330,000	\$ 305,000	\$ 290,000	\$ 285,000	\$ 280,000
Defined benefit plans—annual benefit limit					
	\$ 265,000	\$ 245,000	\$ 230,000	\$ 230,000	\$ 225,000
Retirement saver's credit phased-out when AGI exceeds:					
MFJ	\$ 73,000	\$ 68,000	\$ 66,000	\$ 65,000	\$ 64,000
HOH	54,750	51,000	49,500	48,750	48,000
Single, MFS, or QSS	36,500	34,000	33,000	32,500	32,000
Key employee compensation threshold					
	\$ 215,000	\$ 200,000	\$ 185,000	\$ 185,000	\$ 180,000
Highly compensated threshold					
	\$ 150,000	\$ 135,000	\$ 130,000	\$ 130,000	\$ 125,000
Social Security					
Maximum earnings and still receive full social security benefits:					
Under full retirement age (FRA) at year-end, benefits reduced by \$1 for each \$2 earned over	\$ 21,240	\$ 19,560	\$ 18,960	\$ 18,240	\$ 17,640
Year FRA reached, benefits reduced \$1 for each \$3 earned over (months up to FRA only)	56,520	51,960	50,520	48,600	46,920
Month FRA reached and later	No Limit	No Limit	No Limit	No Limit	No Limit
Estate and Gift Taxes					
Estate and gift tax exclusion					
	\$ 12,920,000 ⁹	\$ 12,060,000 ⁹	\$ 11,700,000 ⁹	\$ 11,580,000 ⁹	\$ 11,400,000 ⁹
GST tax exemption					
	\$ 12,920,000	\$ 12,060,000	\$ 11,700,000	\$ 11,580,000	\$ 11,400,000
Gift tax annual exclusion					
	\$ 17,000	\$ 16,000	\$ 15,000	\$ 15,000	\$ 15,000

¹ The exemption deduction amount is zero; however, for other Code provisions that refer to the Section 151 exemption amount (for example, the definition of qualifying relative when determining dependents under IRC Sec. 152), the amount is \$4,700 for 2023, \$4,400 for 2022, \$4,300 for 2021, \$4,300 for 2020, and \$4,200 for 2019.

² Phaseout amount for all other filers (except MFS) is amount shown reduced by: \$6,560 (\$6,570 if no children) in 2023; \$6,130 in 2022; \$5,950 (\$4,950 if three or more children) in 2021; \$5,890 in 2020; \$5,790 (\$5,800 if no children) in 2019.

³ Increased refundable credit amounts of \$1,600 per child under age six and/or \$1,000 per child age six or over are phased out beginning at \$150,000 for MFJ/QSS, \$112,500 for HOH, and \$75,000 for Single. Refundability is determined without regard to earned income.

⁴ Add \$8,000 if special depreciation claimed.

⁵ \$164,925 for MFS (2021), \$160,725 for MFS (2019).

⁶ For single filing status, the amount is half of the amount shown. For tax years beginning in 2020, no additional income tax is imposed on advance credit payments exceeding the taxpayer's PTC.

⁷ Permanently repealed for tax years beginning after December 31, 2020.

⁸ The Setting Every Community Up for Retirement Enhancement Act of 2019 (SECURE Act) has suspended the provision limiting the exemption amount for children subject to the kiddie tax to the sum of the child's earned income plus \$8,800 for 2023 (\$8,200 for 2022) for tax years 2018–2025 [IRC Sec. 55(d)(4)(A)(iii)].

⁹ Plus the amount of any deceased spousal unused exclusion and/or any restored exclusion related to lifetime gifts to a same-sex spouse.

¹⁰ The first amount applies to 1/1/22–6/30/22 and the second amount applies to 7/1/22–12/31/22.

¹¹ Amount not available at time of publication.

Business Use of Home Worksheet

Caution: Schedule C filers must use Form 8829 (Expenses for Business Use of Your Home) or claim the deduction computed under the simplified method on Schedule C, line 30. Use this worksheet if Schedule F is filed or if the individual is a partner (result to Schedule E). For daycare facilities not used exclusively for business, see Form 8829.

Part 1—Part of Home Used for Business:

- 1) Area of home used for business 1) _____
2) Total area of home 2) _____
3) Percentage of home used for business (divide line 1 by line 2 and show result as percentage) 3) _____ %

Part 2—Allowable Deductions:

- 4) Gross income from business 4) _____
- | | (a) | (b) |
|---|-----------------|-------------------|
| | Direct Expenses | Indirect Expenses |
| 5) Casualty loss 5) | _____ | _____ |
| 6) Deductible mortgage interest 6) | _____ | _____ |
| 7) Real estate taxes 7) | _____ | _____ |
| 8) Total of lines 5 through 7 8) | _____ | _____ |
| 9) Multiply column (b) of line 8 by line 3 9) | | _____ |
| 10) Add column (a) of line 8 and line 9 10) | | _____ |
| 11) Business expenses not related to business use of home 11) | | _____ |
| 12) Add lines 10 and 11 12) | | _____ |
| 13) Deduction limit. Subtract line 12 from line 4 (if zero or less, enter -0-) 13) | | _____ |
| 14) Excess mortgage interest 14) | _____ | _____ |
| 15) Excess real estate taxes 15) | _____ | _____ |
| 16) Insurance 16) | _____ | _____ |
| 17) Rent 17) | _____ | _____ |
| 18) Repairs and maintenance 18) | _____ | _____ |
| 19) Utilities 19) | _____ | _____ |
| 20) Other expenses related to use of home 20) | _____ | _____ |
| 21) Add lines 14 through 20 21) | _____ | _____ |
| 22) Multiply column (b) of line 21 by line 3 22) | | _____ |
| 23) Carryover of operating expenses from prior year 23) | | _____ |
| 24) Add column (a) of line 21, line 22 and line 23 24) | | _____ |
| 25) Allowable operating expenses. Enter the <i>smaller</i> of line 13 or line 24 25) | | _____ |
| 26) Limit on excess casualty losses and depreciation. Subtract line 25 from line 13 26) | | _____ |
| 27) Excess casualty losses 27) | | _____ |
| 28) Depreciation of home from line 40 below 28) | | _____ |
| 29) Carryover of excess casualty losses and depreciation from prior year 29) | | _____ |
| 30) Add lines 27 through 29 30) | | _____ |
| 31) Allowable excess casualty losses and depreciation. Enter the <i>smaller</i> of line 26 or line 30 31) | | _____ |
| 32) Add lines 10, 25, and 31 32) | | _____ |
| 33) Casualty losses included on lines 10 and 31 33) | | _____ |
| 34) Allowable expenses for business use of home. (Subtract line 33 from line 32.) 34) | | _____ |

Part 3—Depreciation of Home:

- 35) Smaller of adjusted basis or fair market value of home when first used for business 35) _____
36) Basis of land (or FMV, if FMV of home used on line 35) 36) _____
37) Depreciable basis of building (subtract line 36 from line 35) 37) _____
38) Business basis of building (multiply line 37 by line 3) 38) _____
39) MACRS depreciation percentage 39) _____
40) Depreciation allowable (multiply line 38 by line 39) 40) _____

Part 4—Carryover of Unallowed Expenses to Next Year:

- 41) Operating expenses. Subtract line 25 from line 24. If less than zero, enter -0- 41) _____
42) Excess casualty losses and depreciation. Subtract line 31 from line 30. If less than zero, enter -0- 42) _____

Qualified Business Income Deduction Worksheet (2022)¹ (Continued)

Reduction for qualified payments received from cooperatives

32) QBI allocable to payments received from cooperative (Line 7)	32) \$	_____
33) 9% of QBI from this trade or business allocable to payments received from cooperative (Line 32 × 9%)	33)	_____
34) W-2 wages allocable to payments received from cooperative (Line 21 × Line 7 ÷ Line 1)	34)	_____
35) 50% of wages allocable to payments received from cooperative (Line 34 × 50%)	35)	_____
36) Lesser of 9% of QBI or 50% of wages allocable to cooperative payments (lesser of Line 33 or 35)	36)	_____
37) QBI deductible amount reduced for cooperative allocation, if any (Line 31 – Line 36)	37)	_____
38) If applicable, QBI deductions from other trades or businesses (total of Lines 37 from all other worksheets)	38) \$	_____
39) QBI deduction from all trades or businesses (Line 37 + Line 38)	39) \$	_____

Qualified REIT and PTP income

40) Total REIT and PTP income	40) \$	_____
41) QBI deduction at 20% (Line 40 × 20%)	41)	_____
42) Combined QBI amount before taxable income limit (Line 39 + Line 41)	42) \$	_____

Taxable income limitations

43) Taxable income before QBI deduction (Line 4)	43) \$	_____
44) Net capital gain	44)	_____
45) Excess of taxable income over net capital gain (Line 43 – Line 44)	45)	_____
46) Taxable income limit (Line 45 × 20%)	46) \$	_____
47) Total QBI deduction (lesser of Line 42 or Line 46)	47) \$	_____

QPAI deduction from cooperatives

48) QPAI deduction identified in writing by cooperative (Line 9)	48) \$	_____
49) Taxable income before QPAI deduction and after QBI deduction (Line 43 – Line 47)	49)	_____
50) Allowable QPAI deduction from cooperative (lesser of Line 48 or Line 49)	50) \$	_____
51) Total Section 199A deduction (Line 47 + Line 50)	51) \$	_____

¹ Compute separately for each trade or business and then combine the Line 37 amounts on Line 38. In the case of a partnership or S corporation, the provision applies at the partner or shareholder level. Each partner takes into account the partner's allocable share of each qualified item of income, gain, deduction, and loss, and is treated as having W-2 wages for the tax year equal to the partner's allocable share of W-2 wages of the partnership. The partner's allocable share of W-2 wages is required to be determined in the same manner as the partner's share of wage expenses. Losses from carryovers and businesses with negative QBI must be apportioned among businesses with positive QBI [see Reg. 1.199A-1(c) and (d)]. Form 8995-A, Schedule C (Loss Netting and Carryforward) may be used to compute loss netting.

² Specified service businesses are excluded from the definition of *qualified trade or business* when the taxpayer's taxable income exceeds the threshold amount plus phase-in range amount (thus, the exclusion is deemed to phase-in over the phase-in range).

2022 State and Local Sales Tax Deduction

For 2022, taxpayers can elect to deduct state and local sales taxes instead of state and local income taxes (see *Electing to Deduct Sales Tax* on Page 5-5). Instead of deducting their actual expenses, taxpayers can use optional sales tax tables [based on the taxpayer's state(s) of residence] provided by the IRS. The deduction worksheet and any optional tables issued by the IRS will be posted to the *Handbook Updates* section of tax.thomsonreuters.com/quickfinder.

Alimony Received

See *Alimony* on Page 13-11.

Enter amounts received as alimony or separate maintenance pursuant to a divorce or separation agreement entered into on or before December 31, 2018. Enter the month and year of the original divorce or separation agreement that relates to the alimony payment reported. If alimony payments are from more than one divorce or separation agreement, enter the month and year from the divorce or separation agreement for which the most income was received. Attach a statement listing the month and year of the other agreements.

Business Income/Loss

See Tab 6.

Other Gains/Losses

See *Sales of Business Property* on Page 7-12.

Rental Real Estate, Royalties, Partnerships, S Corporations, Trusts, etc.

See Tab 8.

Farm Income/Loss

See *Schedule F—Profit/Loss From Farming* on Page 6-16.

Unemployment Compensation

See IRS Pub. 525.

Unemployment compensation is taxable [IRC Sec. 85(a)]. Total unemployment compensation is reported to the taxpayer on Form 1099-G. If an overpayment was received and repaid during the year, subtract the repayment amount from the total and enter the result on line 7 of Form 1040, Schedule 1. Write "Repaid" and the amount repaid on the dotted line.

Repayments for prior years cannot be deducted from the benefits reported on line 7. See *Repayments of Income* on Page 5-20 for information on how to handle prior year repayments.

Other Income

Use line 8 of Form 1040, Schedule 1 to report any taxable income not reported elsewhere on the return. List the type and amount of income and, if necessary, include a statement showing the required information.

Examples of income to report:

- Income from the exercise of stock options not otherwise reported on Form 1040, line 1.
- Income from the rental of personal property if the taxpayer was not in the business of renting such property. Report expenses on line 24 of Form 1040, Schedule 1.
- Income from an activity not engaged in for profit. See *Business vs. Hobby Losses* on Page 6-10.
- Net operating loss deduction. See *Net Operating Loss (NOL)* on Page 6-13.
- Most prizes and awards.
- Olympic and Paralympic medals and USOC prize money. See Form 1040, Schedule 1 instructions.
- Jury duty pay.
- Gambling winnings. (Winnings over certain thresholds generally reported to taxpayer on Form W-2G.)
- Foreign earned income exclusion and/or the housing exclusion claimed on Form 2555, Part VIII.
- Taxable distributions from qualified tuition programs (QTPs) or Coverdell education savings accounts (ESAs). Taxable amount may be subject to 10% penalty, reported on Form 5329. See *Education Savings Accounts* on Page 13-8 and *Qualified Tuition (Section 529) Programs* on Page 13-7.

- Taxable distributions from a health savings account (see *Taxable health savings account (HSA) distributions* on Page 4-21) or an Archer MSA. Taxable distributions may also be subject to a penalty tax. See Forms 8889 and 8853.
- Deemed income from an HSA because the individual did not remain HSA-eligible during the testing period. See *Recapture* on Page 4-22.
- Reemployment trade adjustment assistance (RTAA) payments (Form 1099-G, box 5).
- Loss on certain corrective distributions of excess elective deferrals to employer retirement plans. A loss is reported as a negative amount and identified as "Loss on Excess Deferral Distribution."
- Dividends on insurance policies if they exceed the total of all net premiums paid for the contract.
- Taxable cancellation of debt income (non-business debts). See *Canceled Debt* on Page 4-4.
- Recapture of charitable contribution deductions related to donations of fractional interests in personal property or to property donations when the charity disposes of the property within three years.
- Taxable part of disaster relief payments.
- Taxable distributions from an ABLE account. See *Qualified ABLE Programs* on Page 13-3.
- Scholarship and fellowship grants not reported on Form W-2.
- Nontaxable amount of Medicaid waiver payment included on Form 1040, line 1a or 1d. See instructions.
- Pension or annuity from a nonqualified deferred compensation plan or a nongovernmental Section 457 plan.
- Wages earned while incarcerated.
- Section 461(l) excess business loss adjustments.
- U.S. shareholders of controlled foreign corporations are required to report their (1) prorata share of the corporation's subpart F income under IRC Sec. 951, and (2) the global intangible low-taxed income (GILTI) in taxable income under IRC Sec. 951A. Include the amount figured on Form 8992, and attach a copy. Attach a copy of Form 5471 if applicable.
- Income and taxable reimbursements not included on any other line or schedule.


Taxable health savings account (HSA) distributions. Distributions not used for qualified medical expenses of the account beneficiary, spouse, or dependents are included in gross income and subject to a 20% penalty. Exceptions to the penalty include distributions after the beneficiary's death, disability or attainment of age 65. (Qualified medical expenses are generally the same as for itemized medical expenses. See Tab 5. *Exception:* Insurance premiums normally are not treated as a qualified medical expense for HSAs.)

All HSA distributions are reported on Form 8889 [Health Savings Accounts (HSAs)] where the taxable amount and 20% penalty, if any, are computed and carried to line 8f of Form 1040, Schedule 1; and line 17c of Form 1040, Schedule 2, respectively.

Crowdfunding. For years beginning after 2022 (tax year 2022 was a transitional year—see Notice 2023-10), the Form 1099-K filing threshold is met when the total of all payments distributed to a person is more than \$600, regardless of the number of transactions or donations. However, payment processors are not required to file Form 1099-K if the contributors to the crowdfunding campaign do not receive goods or services for their contributions. Therefore, when a payment processor distributes money raised meeting the reporting threshold (\$600), and the contributors received goods or services for their contributions, then a Form 1099-K is required to be filed. Box 1 should reflect the gross amount of the distributions made during the calendar year; however, the issuance of Form 1099-K does not automatically mean the amount reported is taxable to the recipient.

The income tax consequences depend on all the facts and circumstances and the distribution of the money raised may not be

taxable income to the recipient. Income is taxable unless specifically excluded, and gifts are generally excluded. If crowdfunding contributions are made as a result of the contributors' detached and disinterested generosity, and without the contributors receiving or expecting to receive anything in return, the amounts may be gifts and therefore may not be includible in the gross income of those for whom the campaign was organized.

 **Note:** Crowdfunding organizers and any person receiving amounts from crowdfunding should keep complete and accurate records of all facts and circumstances surrounding the fundraising and disposition of funds for at least three years.

SCHEDULE 1—PART II: ADJUSTMENTS TO INCOME

Educator Expenses

See *Educator expenses—Form 1040, Schedule 1* on Page 9-7.

Business Expenses for Certain Employees

See *Above-the-Line Deduction for Certain Employees* on Page 9-7.

Health Savings Account Deduction


See IRS Pub. 969.

A health savings account (HSA) is a savings account set up exclusively for paying the qualified medical expenses of the account beneficiary or the beneficiary's spouse or dependents (IRC Sec. 223).

Eligible individuals. To qualify for an HSA, an individual:

- Must be covered under a high deductible health plan (HDHP).
- May not be covered under any non-HDHP health plan.
- Cannot be enrolled in Medicare. See INFO 2016-0003 and 2016-0014 for guidance on computing the maximum HSA contribution for the year the individual reaches age 65 and first enrolls in Medicare.
- Cannot be eligible to be claimed as a dependent on another person's return.



 **Note:** Telehealth and other remote care coverage is disregarded in determining eligibility in the case of months beginning after March 31, 2022, and before January 1, 2023.

Employees. The employee, the employer or both may contribute to the HSA.

- Contributions made by the employee are deductible.
- Contributions made by the employer (including contributions made through a cafeteria plan) are excluded from employee's income and are not subject to employment taxes.

S corporation shareholders. More-than-2% shareholders are not eligible for pre-tax HSA contributions by their employer. Employer contributions to a more-than-2% shareholder's HSA are generally treated as compensation and then deducted by the shareholder (Notice 2005-8).

Self-employed or unemployed. The eligible individual may contribute to the HSA or any person (such as a family member) may contribute to an HSA on behalf of an eligible individual.

- Contributions made by the individual (or by any other person) are deductible in computing the individual's AGI.
- A self-employed individual's own HSA contributions are not taken into account in determining SE tax.

2022 HSA Contribution Limits¹

Type of Coverage	Under Age 55	Additional Contribution Age 55 or Older at Year-End
Self-Only	\$3,650	\$1,000
Family	7,300 ²	1,000

¹ Contribution limit reduced by:

- Amounts contributed to an MSA.
- Employer contributions to the HSA that were excluded from income.
- Transfers from the individual's IRA to the HSA. See *Health savings account (HSA) funding distribution (HFD)* on Page 4-16.

² Divided between spouses if either spouse has family coverage.

Married couples. If either spouse has family coverage, both spouses are treated as having family coverage. If both spouses have family coverage, each spouse is treated as having family coverage with the lower annual deductible of the two health plans. The contribution limit is split equally between the spouses unless they agree on a different division. A separate Form 8889 is completed for each spouse.

Example: Stan, age 59, has family coverage under a health plan with a \$5,000 deductible. His wife, Jan, who is 53, has family coverage under a health plan with a \$4,000 deductible. They are each treated as having family coverage. For 2022, Stan can contribute \$4,650 (\$3,650 one-half the family-coverage contribution limit + \$1,000 catch-up) to his HSA and Jan can contribute \$3,650 (one-half the family-coverage contribution limit) to her HSA.

Variation: Same facts except that Jan's health plan has a \$2,000 deductible. Now neither can contribute to an HSA because both are treated as having coverage that is not an HDHP. See *High deductible health plan (HDHP)* on Page 4-23.

Contributions:

- Can be made for the entire year if the individual is HSA-eligible on the first day of the last month of the year. The HSA contribution limit is the full-year amount (but see *Recapture* on Page 4-22).
- Must be made in cash or through a cafeteria plan.
- Can be made in one or more payments, but cannot be made before the beginning of the tax year.
- For 2022, must be made by April 18, 2023 [IRC Sec. 223(d)(4)].

Excess contributions:

- Are not deductible if made by or for an individual,
- Are included in gross income of the employee if made by an employer and
- Are subject to a 6% excise tax imposed on the account beneficiary unless withdrawn (with earnings) by the return due date (including extensions).

Reporting:

- Report HSA contributions on Form 8889 [Health Savings Accounts (HSAs)]. The deductible amount of the contribution is carried to Form 1040, Schedule 1, line 13.
- Taxpayers should receive Form 5498-SA from the HSA trustee showing the HSA contributions during the year.
- An employer's contributions to an employee's HSA are shown in box 12 of Form W-2 with code W.

Rollovers. A rollover is a distribution of assets from one HSA or Medical Savings Account (MSA) that is deposited in another HSA. Generally, the rollover must be completed within 60 days. Amounts rolled over are not taxable (or deductible). Only one rollover contribution can be made to an HSA during a one-year period. **Exception:** An unlimited number of trustee-to-trustee transfers between HSAs can be made.

Recapture. All or part of a deductible HSA contribution or otherwise nontaxable transfer to an HSA (from an IRA) is included in

not deductible for alternative minimum tax. See *AMT for Individuals—Adjustments and Preferences (2022)* on Page 12-16.

Prepaid Mortgage Interest

Mortgage interest prepaid in 2022 that fully accrues by January 15, 2023, may be included in Form 1098, box 1. However, this prepaid interest is not deductible in 2022; it should be deducted in 2023 (Pub. 936).



Note: Some lenders apply prepaid amounts to both interest and principal; others apply prepayments to principal only.

Reverse Mortgages

A reverse mortgage is used to convert home equity into cash. The homeowner receives payments (as a line of credit, a lump sum, monthly payments for a specified number of years, or payments over his life). The amount received is a loan, so it is tax-free and will not affect social security benefits.

When a reverse mortgage comes due, the lender recovers the amount owed from the borrower (or the heirs).

Mortgage interest. Mortgage interest is added to the loan balance over the term of the loan, and isn't normally paid until the loan is paid off in full. The debt is typically treated as home equity debt and therefore, interest paid in 2022 is not deductible.

CHARITABLE CONTRIBUTIONS

See also IRS Pubs. 526 and 561 and Donation Guides in Tab 3

Deductible Contributions

Includes money or property given to:

- Churches, synagogues, temples, mosques, and other religious organizations.
- Federal, state and local governments, if contribution is solely for public purposes.
- Nonprofit schools, hospitals, and volunteer fire companies.
- Public parks and recreation facilities.
- Public charities such as Salvation Army, Red Cross, CARE, Goodwill Industries, United Way, Boy/Girl Scouts, Boys/Girls Clubs of America, etc.
- War veterans' groups.

Charitable travel. Travel expenses such as transportation, meals, and lodging are deductible if there is not a significant element of personal pleasure, recreation, or vacation in the travel. Car expenses can be deducted using actual cost or a standard mileage rate of 14¢ per mile.

Court Case: Charitable deductions were allowed for the cost of lodging in deluxe hotels while traveling on behalf of a charitable organization. These costs were considered reasonable because the taxpayer was an important person in the organization and to effectively perform his job, he needed to stay at or near the hotel where the function was being held (*Cavalaris*, TC Memo 1996-308).

Volunteer out-of-pocket expenses when serving a qualified organization. Deductible expenses include unreimbursed out-of-pocket expenses that directly benefit a qualified charity. For example, scout leaders can deduct the cost of uniforms (and cleaning) that are worn when performing donated services, but that are not suitable for everyday wear.

Text message. Contributions made by text message are deductible in the year the text message is sent if the contribution is charged to the individual's telephone or wireless account.

Credit card. Contributions charged to a bank credit card are deductible in the year the charge is made (Rev. Rul. 78-38).

Delegate to a church convention. Deduct the unreimbursed expenses of attending. A person must be a delegate and not merely attending on his own.

Exchange students. Deduct up to \$50 per school month for housing an exchange student (grade 12 or lower) sponsored by a qualified organization. The student does not have to be a foreign student as long as the student becomes a member of the taxpayer's household under a written agreement between the taxpayer and the charitable organization.

Foster parents. If there is no profit or profit motive, deduct expenses exceeding payments received from a charitable organization for providing support for qualified foster care individuals placed in the home.

Canadian, Mexican, and Israeli charities. Donations to certain Canadian, Mexican, and Israeli charities may be deductible under an income tax treaty with that country. Special rules or limits may apply. U.S. income tax treaties with these countries can be found on the IRS website.

Nondeductible Contributions

Money or property given to:

- Civic leagues, social and sports clubs, labor unions, and chambers of commerce.
- Foreign organizations (other than certain Canadian, Mexican, and Israeli charities).
- Groups that are run for personal profit.
- Groups whose purpose is to lobby for law changes.
- Homeowners' associations.
- Individuals.
- Political groups or candidates for public office.

Cost of raffle, bingo, or lottery tickets.

Dues, fees or bills paid to country clubs, lodges, fraternal orders, or similar groups.

Tuition (secular or religious).

Value of blood given to a blood bank.

Value of time or services rendered by the taxpayer.

Rental value of a right to use property donated to charity, such as the right to stay at a vacation home for one week. The entire ownership interest in the property must be donated to charity to make the contribution deductible.

Payments for the right to purchase tickets or seating at a college athletic event. A payment made to a college or university in exchange for a right to buy tickets for seating at a sporting event.

Special Considerations

Charitable distribution from IRA. See *Qualified Charitable Distributions (QCDs)* on Page 14-13.


IRS shuts down real estate tax credit workarounds. Some states have enacted legislation that allows taxpayers to make payments to state-established charitable funds in exchange for credits against their state and local taxes. Under final regulations, taxpayers must reduce their otherwise deductible charitable contribution for such payments by the amount of state or local tax credit received or expected to be received, for payments made after August 27, 2018 [Reg. 1.170A-1(h)(3)]. However, the rules don't apply if the state tax credit is 15% or less of the taxpayer's payments, or 15% or less of the FMV of the property transferred by the taxpayer [Reg. 1.170A-1(h)(3)(vi)].

Observation: The IRS issued the regulation cited above to prevent taxpayers from circumventing the TCJA's \$10,000 deduction limit on state and local taxes by treating payments for real estate taxes as charitable contributions. See Reg. 1.164-3(j) for the safe harbor rule that generally allows an individual who itemizes deductions to treat would be charitable contribution deductions that are disallowed under the final regulations as state or local taxes for federal purposes.

Limits on Charitable Contributions

Increased limit. The TCJA raised the AGI percentage limitation to 60% for cash contributions to 50% charities for tax years 2018–2025. The other limits of 50%, 30%, and 20% remain unchanged.

Overall limit. An overall 50%-of-AGI limit generally applies to a taxpayer's aggregate deductible contributions (including those subject to the separate 20% or 30% limitation). However, this limit does not apply to contributions subject to the 60%-of-AGI limit or certain qualified conservation contributions (see *Qualified Conservation Contributions* on Page 5-14).

 **Practice Tip:** The deduction limit percentage for many charities is available online as part of the Tax Exempt Organization Search at <https://apps.irs.gov/app/eos/>. In addition, the IRS has ruled that individuals may rely on the IRS's online database of tax-exempt organizations for determining an organization's tax-exempt status; in the event the IRS determines that an organization ceases to qualify as tax-exempt, donations by individuals unaware of the change continue to be deductible until the IRS makes a public announcement of the change in status (Rev. Proc. 2018-32).

Up to 60%-of-AGI limit. Donation of cash to a publicly supported charity or foundation qualifying as a 50% limit organization.


Examples of 50% limit organizations: Churches, educational organizations, hospitals, medical research organizations, publicly supported organizations that receive a substantial amount of support from the general public or governmental units, private operating foundations, private nonoperating foundations that distribute 100% of the contributions to qualified charities within 2½ months after the end of the tax year, private foundations that pool contributions into a common fund and allow contributors to name the charities to receive their gifts if the income is distributed within 2½ months after the end of the tax year.

Up to 50%-of-AGI limit. Donation of property (other than capital gain property) to a publicly supported charity or foundation qualifying as a 50% limit organization.

Up to 30% of AGI limit:

- Donation of capital gain property to a 50% limit organization. Property is *capital gain property* if its sale at FMV on the date of the contribution would have resulted in long-term capital gain. **Exception:** 30% limit does not apply if donor elects to deduct only the property's cost or other basis rather than its FMV.
- Donation of cash or property (other than capital gain property) to any qualified organizations other than 50% limit organizations (includes veterans' organizations, fraternal societies, nonprofit cemeteries, certain private nonoperating foundations).

Up to 20%-of-AGI limit. Donation of capital gain property to any qualified organizations other than 50% limit organizations.

 **Practice Tip:** For multiple contributions subject to different limits, use the worksheet in Pub. 526 to compute the deduction.

Five-Year Contribution Carryforward

Contributions that exceed the AGI limit in the current year can be carried forward to each of the five succeeding years. Carryover contributions are subject to the original percentage limits in the carryover years, and are deducted after deducting allowable contributions for the current year. If there are carryovers from two or more years, use the earlier year carryover first. See *Carryover Schedule for Charitable Contributions* on Page 3-6.

Example: Laurie's AGI for 2022 is \$100,000. During 2022, she made cash contributions to her church and the American Red Cross (50% charities) of \$70,000 each (for a total of \$140,000). Laurie is entitled to deduct \$60,000 (60% of her \$100,000 AGI). The \$80,000 excess contribution has a five-year carry-forward and is treated as subject to the AGI limitation applicable in those years.


Contribution deductions disallowed due to NOL carryovers are added to the unused NOL as additional NOL and no longer treated as contributions [Reg. 1.170A-10(d)].

Standard deduction claimed. If the taxpayer claims the standard deduction in any of the carryover years (including the contribution year), the carryover amount is reduced by the amount that would have been deductible if itemizing (Reg. 1.170A-10).

Deceased spouse. Carryovers allocable to the excess contributions of a deceased spouse may only be claimed on the final return of the deceased spouse, not by the surviving spouse [Reg. 1.170A-10(d)(4)(iii)].

Qualified Conservation Contributions

The deduction for qualified conservation contributions is limited to 50% of AGI (100% of AGI for qualified farmers and ranchers) minus the deduction for all other charitable contributions [IRC Sec. 170(b)(1)(E)]. Any excess amount is carried forward 15 years.

 **Caution:** The IRS has announced that conservation easement transactions involving syndication of interests in pass-through entities and similar transactions are listed transactions (that is, presumed tax shelters) and therefore, they must be disclosed by the participants (investors) claiming a share of the charitable contribution deduction (Notices 2017-10, 2017-29, 2017-58; Ann. 2022-28; Prop. Reg. 1.6011-9). **IRC Sec. 170(f)(19) and (h)(7) provide specific reporting requirements for, and deduction limitations on, qualified conservation contributions made by pass-through entities after December 29, 2022.**

The disclosure is made on Form 8886 (Reportable Transaction Disclosure Statement) filed with the tax return for each year in which the taxpayer participated in a reportable transaction. In the initial year of filing Form 8886, an exact copy of the form is sent to the IRS's Office of Tax Shelter Analysis (OTSA) at the address listed in the Form 8886 instructions.

Contributions That Benefit the Taxpayer

Contributions that are made partly for goods or services provided by the organization are deductible if:

- 1) The amount of the payment exceeds the FMV of goods and services received and
- 2) The donor intends to make a payment in excess of the FMV of goods and services.

Example: Anita makes a large contribution to a charity that has a history of sponsoring a dinner-dance for donors making substantial contributions. The charitable deduction is limited to amount of the donation less the FMV of the anticipated dinner-dance even if the dance takes place in the following year.

Refused benefits. A donor can claim a full deduction if all benefits are actively refused (such as checking off a refusal box on a form sent by the charity) (Rev. Rul. 67-246).


Benefits received. If the donor receives some benefit, the charity must provide a statement as to the deductible amount of the contribution. The charity must make a "good faith estimate" of the FMV of goods/services provided to the donor.



Token benefits. A donor can disregard benefits if either:


- The benefits received do not exceed the lesser of 2% of the contribution or \$117 (for 2022) or
- The gift is \$58.50 or more and the benefit received bears the charity's name or logo and has an aggregate cost not more than \$11.70 (for 2022).


the filing of Forms 1099 and if so, whether the Forms 1099 were filed. For example, payments totaling \$600 or more are made to a service provider (who is not a corporation) during the year.


 **Note:** For nonemployee compensation payments made, Form 1099-NEC (Nonemployee Compensation) is used instead of Form 1099-MISC for payments made to a payee of at least \$600.

Part I—Income

Report income consistently from year to year under the accounting method chosen on line F.


 **Line 1: Gross receipts or sales.** Enter gross receipts or sales from the business, including any taxable amounts reported on Forms 1099-K, 1099-MISC, or 1099-NEC. If the total income reported in box 1 of Form 1099-NEC received in connection with the taxpayer's trade or business is more than the amount the taxpayer reports on Schedule C, line 1, attach a statement explaining the difference. Taxpayers are not required to reconcile their gross receipts to amounts reported on Form 1099-K.


 **Law Change Alert:** Beginning with payment transactions settled after December 31, 2022 (tax year 2022 was a transitional year—see Notice 2023-10), the reporting threshold for third party settlement organizations (such as Venmo, Paypal, Etsy, and Ebay) is reduced from \$20,000 in aggregate payments and 200 transactions to solely a threshold of \$600 in aggregate payments (with no minimum transaction requirement). Only transactions for goods or services are required to be included on Form 1099-K. If applicable, taxpayers will need to separate business transactions from personal transactions reported on Form 1099-K to determine their reportable taxable income. Organized documentation and recordkeeping will be crucial to prove that transactions are not of a business nature.


 **Strategy:** If the information on Form 1099-MISC or 1099-NEC is incorrect, request a corrected copy from the payer. If the payer will not issue a corrected form, attach an explanation to the tax return. Also, although the IRS is not matching amounts reported to sole proprietors on Form 1099-K to the Schedule C, taxpayers whose amounts reported on Form 1099-K make up a higher than expected portion of gross receipts may be asked to provide additional information to the IRS.

If the business engaged in any bartering transactions, include the FMV of goods or services received. Do not include interest earned from a business bank account. Report interest income on Schedule B.

Statutory employees. See *Statutory Employees* on Page 6-13. Be sure to check the box next to line 1 of Schedule C.

 **Line 2: Returns and allowances.** Enter amounts for returned sales, rebates or allowances from the sales price.

 **Line 4: Cost of goods sold.** See instructions for *Lines 33–42* under *Part III—Cost of Goods Sold* on Page 6-5.

 **Line 6: Other income.** List business-related items including:


- Finance reserve income.
- Scrap sales.
- Bad debts recovered.
- Interest received (such as on notes and accounts receivable).
- State gasoline or fuel tax refunds received in the current tax year.
- Income from trade or business shown on Form 1099-PATR.
- Recapture of excess depreciation (including any Section 179 deduction) from Form 4797 (Sales of Business Property) when business use of listed property drops to 50% or less.
- Prizes and awards received related to the trade or business.
- Credit for federal tax paid on gasoline or other fuels claimed on the prior year Form 1040.

- Cancellation of debt (COD) income related to the sole proprietor's business. (See *Canceled Debt* on Page 4-4 for situations when COD is not taxable.)


- Other kinds of miscellaneous business income.


Part II—Expenses

Deductible business expenses must be ordinary and necessary in carrying on a trade or business (IRC Sec. 162). Certain expenses attributable to the production or acquisition of property for resale cannot be deducted currently. They must be included in inventory costs or capitalized. See instructions for *Lines 33–42* under *Part III—Cost of Goods Sold* on Page 6-5.

 **Observation:** Business expenses paid with a third-party credit card should be deductible when charged, not when the credit card bill is paid, based on IRS rulings that addressed charitable contributions and medical expenses paid by credit card (Rev Ruls. 78-38 and 78-39).


Expenses paid after close of business. If expenses incurred in prior years are paid in the current year by a cash method taxpayer, they are deductible on Schedule C even if the business has been discontinued (Rev. Rul. 67-12).


 **Line 8: Advertising.** The expenses must bear a reasonable relationship to the business activity. Advertising to influence legislation is not deductible.


 **Line 9: Car and truck expenses.** Expenses are deducted under one of the following methods:

- 1) *Actual cost.* Deduct the business-use percentage times the actual cost of operating the vehicle (gas, oil, repairs, insurance, tires, license, etc.). Show depreciation on line 13 and rent/lease payments on line 20a.
- 2) *Standard mileage.* For 2022, the business standard mileage rate is 58.5¢ per mile from January–June and 62.5¢ per mile from July–December. The standard rate includes all vehicle operating and ownership costs—except the business percentage of auto loan interest, auto personal property taxes, and business parking and tolls (these amounts can be deducted in addition to the standard mileage rate).

Information on vehicle. If any car or truck expenses are deducted, Part IV of Schedule C or Part V of Form 4562 must be completed. Use Form 4562 to answer the mileage questions only if that form is required for other reasons (such as claiming a depreciation, amortization, or Section 179 deduction). Otherwise, use Schedule C. See Tab 11 for claiming deductions for the business use of vehicles.

 **Line 10: Commissions and fees.** Deduct commissions and fees other than amounts paid for contract labor.

 **Line 11: Contract labor.** Deduct expenses paid for services performed by nonemployees. Do not include contract labor deducted elsewhere, such as on lines 17, 21, 26, or 37. If \$600 or more is paid to an individual for services performed during the year, the payer must file Forms 1099-NEC and 1096 with the IRS. A copy of Form 1099-NEC must be given to the worker (IRC Sec. 6041). See *Independent Contractors* on Page 6-11 for more information.

 **Line 12: Depletion.** A depletion deduction is allowed when a taxpayer has an economic interest in mineral property, an oil, gas or geothermal well, or standing timber.

For oil and gas properties, taxpayers can deduct the greater of cost or, if they qualify, percentage depletion for each property (well or interest). See *Depletion* on Page 12-27. See *Timber depletion* on Page 6-21 for depleting an interest in timber.

✍ **Line 13: Depreciation and Section 179 expense.** See Tab 10.

✍ **Line 14: Employee benefit programs.** Deduct expenses for accident and health plans, group term-life insurance, and dependent care benefit programs. See *Health Care Costs* on Page 6-6. Certain employers may be eligible for a credit for health insurance premiums and qualified allocable health plan costs paid for their employees, which reduces the amount reported on line 14. See *Small Employer Tax Credits* on Page 12-14.

🔗 **Note:** Do not include contributions on behalf of the sole proprietor to an accident or health plan or for group-term life insurance. See *Self-Employed Health Insurance Deduction* on Page 6-6.

✍ **Line 15: Insurance (other than health).** Deduct the following business insurance premiums (not including any amounts credited to a reserve for self-insurance):

- Fire, theft, flood, or other casualty insurance.
- Credit insurance to cover losses from unpaid debts.
- Overhead insurance that pays for business overhead expenses when the sole proprietor is unable to work due to sickness or disability, but not premiums paid for a policy that pays for lost earnings due to sickness or disability.
- Liability and malpractice insurance.
- Business interruption insurance for loss of profits due to a fire or other cause which shuts down the business operations.
- Workers' compensation insurance.

✍ **Line 16: Interest.** Mortgage interest on business real property (other than a principal residence) is deducted on line 16a. Interest expenses for the business use of a principal residence are deducted on Form 8829 (see *Business Use of Home* on Page 6-8). All other business interest paid is deducted on line 16b.

Interest on auto loans. An individual engaged in a trade or business, other than as an employee, may deduct the business-use percentage of interest paid on a vehicle loan (Temp. Reg. 1.163-8T). This deduction is allowed in addition to the business standard mileage rate.

Interest tracing rules. If borrowed funds (for example, vehicle loans or credit card charges) are used for business expenses, the business-use portion of interest paid may be deducted if tracing rules are followed. See *Interest Tracing* on Page 5-7.

Interest on income tax owed. Interest on income tax assessed on Form 1040 is not deductible even if the tax due is related to Schedule C [Temp. Reg. 1.163-9T(b)(2)(i)(A)].

Interest capitalization. Under the uniform capitalization (UNICAP) rules of IRC Sec. 263A, certain interest payments must be added to the cost basis of property that is produced. See *Capitalization of Interest* in Tab L of the *Small Business Quickfinder® Handbook*.

Section 163(j) limitation. The business interest expense deduction is limited to the sum of a taxpayer's (1) business interest income, (2) 30% of adjusted taxable income (if a positive amount), and (3) floor plan financing interest. However, businesses (other than tax shelters) with average annual gross receipts for the prior three years of an inflation-adjusted \$25 million or less (\$27 million in 2022) are exempt from this limitation.

✍ **Line 17: Legal and professional services.** Fees, such as those charged by accountants, that are ordinary and necessary expenses of operating a business are deductible on line 17. However, legal and other fees paid to acquire business assets must be added to the basis of the asset and depreciated on Form 4562 (line 13 of Schedule C). Fees for tax preparation and tax advice for Schedules C, E, and F are deductible as business expenses (Rev. Rul. 92-29).

✍ **Line 18: Office expenses.** Deduct costs such as office supplies and postage.

✍ **Line 19: Pension and profit-sharing plans.** Enter contributions to pension, profit-sharing or annuity plans, or plans for the benefit of employees. Any amount contributed for the benefit of the sole proprietor must be entered on line 16 of Schedule 1 (Form 1040), not Schedule C.

🔗 **Note:** The deduction is reduced for the credit for small employer pension plan start-up costs and the retirement auto-enrollment credit (IRC Secs. 45E and 45T).

✍ **Line 20: Rent or lease.** Use line 20a for vehicle, machinery, and equipment rental expenses. Use line 20b for other rental expenses (such as office/building rent). Deduct business use of home rent on Form 8829 (Expenses for Business Use of Your Home) (line 30, Schedule C). See Tab 11 for inclusion amounts that may reduce the lease deduction for vehicles.

Lease or purchase. In general, lease payments are deductible; loan payments are not. The cost of purchasing a business asset is recovered through depreciation and, if financed, interest expense deductions. Because of this rule, some lease agreements are treated as purchases for tax. If the asset can be purchased for a nominal amount (a fraction of its FMV) at the end of the lease term, the lease is actually a conditional sales contract and the lease payments must be treated as loan payments. See Rev. Rul. 55-540 and IRS Pub. 535 for criteria for determining whether an agreement is a lease or conditional sales contract.

✍ **Line 21: Repairs and maintenance.** Deduct the cost of repairs and maintenance, including supplies, labor, and other items that are not required to be capitalized. See *Repairs vs. Capitalized Improvements* on Page 10-3 for more information.

✍ **Line 22: Supplies.** Deduct the cost of supplies that are not included in inventory costs. Generally, deduct the cost of non-incidentals only to the extent the supplies are consumed or used during the tax year. Incidental supplies (kept on hand with no inventory or record of use) are deductible in the year purchased, provided that method clearly reflects income.

✍ **Line 23: Taxes and licenses.** Deduct:

- Employer's share of FICA taxes. Cash-basis employers deduct their share of payroll taxes when the funds are paid to the government (Rev. Rul. 80-164). Accrual-basis employers can use a safe harbor accounting method that allows them to deduct their payroll taxes in the year that (1) all events have occurred to establish that the related compensation liability exists and (2) the compensation liability's amount can be determined with reasonable accuracy (Rev. Proc. 2008-25).

👁 **Observation:** The employee's share of FICA tax and FIT withheld are deducted on line 26 as wages.

- State and federal unemployment taxes.
- Federal highway use tax.
- Real estate and personal property taxes on business assets.
- Licenses and regulatory fees for the trade or business paid each year to state or local governments. But some licenses, such as liquor licenses, may have to be amortized. (See IRS Pub. 535.)
- State taxes on gross income (vs. net income) directly attributable to a trade or business (Rev. Rul. 70-40).
- Contributions to state unemployment insurance fund or disability benefit fund if they are considered taxes under state law.

Do not use line 23 for the following taxes:

- Federal income taxes (nondeductible).
- State and local income taxes (deductible as an itemized deduction on Schedule A).
- Sales tax on purchase of business assets (add to cost basis of asset).
- Taxes assessed to pay for improvements, such as paving and sewers (add to cost basis of asset).

Schedule C—Principal Business or Professional Activity Codes

The six-digit codes are based on the North American Industry Classification System (NAICS).
Select the category that best describes the primary business activity. Then, select the activity that best identifies the principal source of sales or receipts.

<p>These codes for the Principal Business or Professional Activity classify sole proprietorships by the type of activity they are engaged in to facilitate the administration of the Internal Revenue Code. These six-digit codes are based on the North American Industry Classification System (NAICS).</p>		<p>Select the category that best describes your primary business activity (for example, Real Estate). Then select the activity that best identifies the principal source of your sales or receipts (for example, real estate agent). Now find the six-digit code assigned to this activity (for example, 531210, the code for offices of real estate agents and brokers) and enter it on Schedule C, line B.</p> <p>Note. If your principal source of income is from farming activities, you should file Schedule F.</p>	
<p>Accommodation, Food Services, & Drinking Places</p> <p>Accommodation</p> <p>721310 Rooming & boarding houses, dormitories, & workers' camps</p> <p>721210 RV (recreational vehicle) parks & recreational camps</p> <p>721100 Traveler accommodation (including hotels, motels, & bed & breakfast inns)</p> <p>Food Services & Drinking Places</p> <p>722514 Cafeterias, grill buffets, & buffets</p> <p>722410 Drinking places (alcoholic beverages)</p> <p>722511 Full-service restaurants</p> <p>722513 Limited-service restaurants</p> <p>722515 Snack & non-alcoholic beverage bars</p> <p>722300 Special food services (including food service contractors & caterers)</p>	<p>113000 Forestry & logging (including forest nurseries & timber tracts)</p> <p>114210 Hunting & trapping</p> <p>Support Activities for Agriculture & Forestry</p> <p>115210 Support activities for animal production (including farriers)</p> <p>115110 Support activities for crop production (including cotton ginning, soil preparation, planting, & cultivating)</p> <p>115310 Support activities for forestry</p>	<p>238170 Siding contractors</p> <p>238910 Site preparation contractors</p> <p>238120 Structural steel & precast concrete construction contractors</p> <p>238340 Tile & terrazzo contractors</p> <p>238290 Other building equipment contractors</p> <p>238390 Other building finishing contractors</p> <p>238190 Other foundation, structure, & building exterior contractors</p> <p>238990 All other specialty trade contractors</p>	<p>621400 Outpatient care centers</p> <p>621900 Other ambulatory health care services (including ambulance services, blood, & organ banks)</p> <p>Hospitals</p> <p>622000 Hospitals</p> <p>Nursing & Residential Care Facilities</p> <p>623000 Nursing & residential care facilities</p> <p>Social Assistance</p> <p>624410 Childcare services</p> <p>624200 Community food & housing, & emergency & other relief services</p> <p>624100 Individual & family services</p> <p>624310 Vocational rehabilitation services</p>
	<p>Arts, Entertainment, & Recreation</p> <p>Amusement, Gambling, & Recreation Industries</p> <p>713100 Amusement parks & arcades</p> <p>713200 Gambling industries</p> <p>713900 Other amusement & recreation services (including golf courses, skiing facilities, marinas, fitness centers, bowling centers, skating rinks, miniature golf courses)</p> <p>Museums, Historical Sites, & Similar Institutions</p> <p>712100 Museums, historical sites, & similar institutions</p> <p>Performing Arts, Spectator Sports, & Related Industries</p> <p>711410 Agents & managers for artists, athletes, entertainers, & other public figures</p> <p>711510 Independent artists, writers, & performers</p> <p>711100 Performing arts companies</p> <p>711300 Promoters of performing arts, sports, & similar events</p> <p>711210 Spectator sports (including professional sports clubs & racetrack operations)</p>	<p>Educational Services</p> <p>611000 Educational services (including schools, colleges, & universities)</p> <p>Finance & Insurance</p> <p>Credit Intermediation & Related Activities</p> <p>522100 Depository credit intermediation (including commercial banking, savings institutions, & credit unions)</p> <p>522200 Nondepository credit intermediation (including sales financing & consumer lending)</p> <p>522300 Activities related to credit intermediation (including loan brokers)</p> <p>Insurance Agents, Brokers, & Related Activities</p> <p>524210 Insurance agencies & brokerages</p> <p>524290 Other insurance related activities</p> <p>Securities, Commodity Contracts, & Other Financial Investments & Related Activities</p> <p>523160 Commodity contracts intermediation</p> <p>523150 Investment banking & securities intermediation</p> <p>523210 Securities & commodity exchanges</p> <p>523900 Other financial investment activities (including investment advice)</p>	<p>Information</p> <p>Publishing Industries</p> <p>513000 Publishing industries</p> <p>Broadcasting & Content Providers & Telecommunications</p> <p>516000 Broadcasting & content providers</p> <p>517000 Telecommunications (including Wired, Wireless, Satellite, Cable & Other Program Distribution, Resellers, Agents, Other Telecommunications, & Internet service providers)</p> <p>Data Processing, Web Search Portals, & Other Information Services</p> <p>518210 Computing infrastructure providers, data processing, web hosting, & related services</p> <p>519200 Web search portals, libraries, archives, & other info. services</p> <p>Motion Picture & Sound Recording</p> <p>512100 Motion picture & video industries (except video rental)</p> <p>512200 Sound recording industries</p>
<p>Administrative & Support and Waste Management & Remediation Services</p> <p>Administrative & Support Services</p> <p>561430 Business service centers (including private mail centers & copy shops)</p> <p>561740 Carpet & upholstery cleaning services</p> <p>561440 Collection agencies</p> <p>561450 Credit bureaus</p> <p>561410 Document preparation services</p> <p>561300 Employment services</p> <p>561710 Exterminating & pest control services</p> <p>561210 Facilities support (management) services</p> <p>561600 Investigation & security services</p> <p>561720 Janitorial services</p> <p>561730 Landscaping services</p> <p>561110 Office administrative services</p> <p>561420 Telephone call centers (including telephone answering services & telemarketing bureaus)</p> <p>561500 Travel arrangement & reservation services</p> <p>561490 Other business support services (including repossession services, court reporting, & stenotype services)</p> <p>561790 Other services to buildings & dwellings</p> <p>561900 Other support services (including packaging & labeling services, & convention & trade show organizers)</p> <p>Waste Management & Remediation Services</p> <p>562000 Waste management & remediation services</p>	<p>Construction of Buildings</p> <p>236200 Nonresidential building construction</p> <p>236100 Residential building construction</p> <p>Heavy and Civil Engineering Construction</p> <p>237310 Highway, street, & bridge construction</p> <p>237210 Land subdivision</p> <p>237100 Utility system construction</p> <p>237990 Other heavy & civil engineering construction</p> <p>Specialty Trade Contractors</p> <p>238310 Drywall & insulation contractors</p> <p>238210 Electrical contractors</p> <p>238350 Finish carpentry contractors</p> <p>238330 Flooring contractors</p> <p>238130 Framing carpentry contractors</p> <p>238150 Glass & glazing contractors</p> <p>238140 Masonry contractors</p> <p>238320 Painting & wall covering contractors</p> <p>238220 Plumbing, heating & air-conditioning contractors</p> <p>238110 Poured concrete foundation & structure contractors</p> <p>238160 Roofing contractors</p>	<p>Health Care & Social Assistance</p> <p>Ambulatory Health Care Services</p> <p>621610 Home health care services</p> <p>621510 Medical & diagnostic laboratories</p> <p>621310 Offices of chiropractors</p> <p>621210 Offices of dentists</p> <p>621330 Offices of mental health practitioners (except physicians)</p> <p>621320 Offices of optometrists</p> <p>621340 Offices of physical, occupational & speech therapists, & audiologists</p> <p>621111 Offices of physicians (except mental health specialists)</p> <p>621112 Offices of physicians, mental health specialists</p> <p>621391 Offices of podiatrists</p> <p>621399 Offices of all other miscellaneous health practitioners</p>	<p>Manufacturing</p> <p>315000 Apparel mfg.</p> <p>312000 Beverage & tobacco product mfg.</p> <p>334000 Computer & electronic product mfg.</p> <p>335000 Electrical equipment, appliance, & component mfg.</p> <p>332000 Fabricated metal product mfg.</p> <p>337000 Furniture & related product mfg.</p> <p>333000 Machinery mfg.</p> <p>339110 Medical equipment & supplies mfg.</p> <p>322000 Paper mfg.</p> <p>324100 Petroleum & coal products mfg.</p> <p>326000 Plastics & rubber products mfg.</p> <p>331000 Primary metal mfg.</p> <p>323100 Printing & related support activities</p> <p>313000 Textile mills</p> <p>314000 Textile product mills</p> <p>336000 Transportation equipment mfg.</p> <p>321000 Wood product mfg.</p> <p>339900 Other miscellaneous mfg.</p> <p>Chemical Manufacturing</p> <p>325100 Basic chemical mfg.</p> <p>325500 Paint, coating, & adhesive mfg.</p>
<p>Agriculture, Forestry, Hunting, & Fishing</p> <p>112900 Animal production (including breeding of cats and dogs)</p> <p>114110 Fishing</p>			

Note: These codes are from draft instructions. Final instructions not available at the date of publication.

Schedule C—Principal Business or Professional Activity Codes (Continued)

325300	Pesticide, fertilizer, & other agricultural chemical mfg.	811190	Other automotive repair & maintenance (including oil change & lubrication shops & car washes)	532282	Video tape & disc rental	459410	Office supplies & stationery retailers
325410	Pharmaceutical & medicine mfg.	811310	Commercial & industrial machinery & equipment (except automotive & electronic) repair & maintenance	532289	Other consumer goods rental	459910	Pet & pet supplies retailers
325200	Resin, synthetic rubber, & artificial & synthetic fibers & filaments mfg.	811210	Electronic & precision equipment repair & maintenance	Religious, Grantmaking, Civic, Professional, & Similar Organizations		459510	Used merchandise retailers
325600	Soap, cleaning compound, & toilet preparation mfg.	811430	Footwear & leather goods repair	813000	Religious, grantmaking, civic, professional, & similar organizations	459990	All other miscellaneous retailers (including tobacco, candle, & trophy retailers)
325900	Other chemical product & preparation mfg.	811410	Home & garden equipment & appliance repair & maintenance	Retail Trade		Nonstore Retailers	Nonstore retailers sell all types of merchandise using such methods as Internet, mail-order catalogs, interactive television, or direct sales. These types of Retailers should select the PBA associated with their primary line of products sold.
Food Manufacturing		811420	Reupholstery & furniture repair	Building Material & Garden Equipment & Supplies Dealers		For example, establishments primarily selling prescription and non-prescription drugs, select PBA code 456110 <i>Pharmacies & Drug Retailers.</i>	
311110	Animal food mfg.	811490	Other personal & household goods repair & maintenance	444140	Hardware retailers	Transportation & Warehousing	
311800	Bakeries, tortilla, & dry pasta mfg.	Professional, Scientific, & Technical Services		444110	Home centers		
311500	Dairy product mfg.	541100	Legal services	444200	Lawn & garden equipment & supplies retailers		
311400	Fruit & vegetable preserving & specialty food mfg.	541211	Offices of certified public accountants	444120	Paint & wallpaper retailers		
311200	Grain & oilseed milling	541212	Payroll services	444180	Other building materials dealers		
311610	Animal slaughtering & processing	541213	Tax preparation services	Clothing & Accessories Retailers			
311710	Seafood product preparation & packaging	541219	Other accounting services	458110	Clothing & clothing accessories retailers		
311300	Sugar & confectionery product mfg.	Architectural, Engineering, & Related Services		458310	Jewelry retailers		
311900	Other food mfg. (including coffee, tea, flavorings, & seasonings)	541310	Architectural services	458320	Luggage & leather goods retailers		
Leather & Allied Product Manufacturing		541350	Building inspection services	458210	Shoe retailers		
316210	Footwear mfg. (including leather, rubber, & plastics)	541340	Drafting services	Electronic & Appliance Retailers			
316110	Leather & hide tanning & finishing	541330	Engineering services	449210	Electronics & appliance retailers (including computers)		
316990	Other leather & allied product mfg.	541360	Geophysical surveying & mapping services	Food & Beverage Retailers			
Nonmetallic Mineral Product Manufacturing		541320	Landscape architecture services	445320	Beer, wine, & liquor retailers		
327300	Cement & concrete product mfg.	541370	Surveying & mapping (except geophysical) services	445250	Fish & seafood retailers		
327100	Clay product & refractory mfg.	541380	Testing laboratories & services	445230	Fruit & vegetable retailers		
327210	Glass & glass product mfg.	Computer Systems Design & Related Services		445100	Grocery & convenience retailers		
327400	Lime & gypsum product mfg.	541510	Computer systems design & related services	445240	Meat retailers		
327900	Other nonmetallic mineral product mfg.	Specialized Design Services		445290	Other specialty food retailers		
Mining		541400	Specialized design services (including interior, industrial, graphic, & fashion design)	445132	Vending machine operators		
212110	Coal mining	Other Professional, Scientific, & Technical Services		Furniture & Home Furnishings Retailers			
211120	Crude petroleum extraction	541800	Advertising, public relations, & related services	449110	Furniture retailers		
212200	Metal ore mining	541600	Management, scientific, & technical consulting services	449120	Home furnishings retailers		
211130	Natural gas extraction	541910	Market research & public opinion polling	Gasoline Stations & Fuel dealers			
212300	Nonmetallic mineral mining & quarrying	541920	Photographic services	457100	Gasoline stations (including convenience stores with gas)		
213110	Support activities for mining	541700	Scientific research & development services	457210	Fuel dealers (including heating oil & liquefied petroleum)		
Other Services		541930	Translation & interpretation services	General Merchandise Retailers			
Personal & Laundry Services		541940	Veterinary services	455000	General merchandise retailers		
812111	Barber shops	541990	All other professional, scientific, & technical services	Health & Personal Care Retailers			
812112	Beauty salons	Real Estate & Rental & Leasing		456120	Cosmetics, beauty supplies, & perfume retailers		
812220	Cemeteries & crematories	Real Estate		456130	Optical goods retailers		
812310	Coin-operated laundries & drycleaners	531100	Lessors of real estate (including miniwarehouses & self-storage units)	456110	Pharmacies & drug retailers		
812320	Drycleaning & laundry services (except coin-operated) (including laundry & drycleaning drop-off & pickup sites)	531210	Offices of real estate agents & brokers	456190	Other health & personal care retailers		
812210	Funeral homes & funeral services	531320	Offices of real estate appraisers	Motor Vehicle & Parts Dealers			
812330	Linen & uniform supply	531310	Real estate property managers	441300	Automotive parts, accessories, & tire retailers		
812113	Nail salons	531390	Other activities related to real estate	441222	Boat dealers		
812930	Parking lots & garages	Rental & Leasing Services		441227	Motorcycle, ATV, & all other motor vehicle dealers		
812910	Pet care (except veterinary) services	532100	Automotive equipment rental & leasing	441110	New car dealers		
812920	Photofinishing	532400	Commercial & industrial machinery & equipment rental & leasing	441210	Recreational vehicle dealers (including motor home & travel trailer dealers)		
812190	Other personal care services (including diet & weight reducing centers)	532210	Consumer electronics & appliances rental	441120	Used car dealers		
812990	All other personal services	532281	Formal wear & costume rental	Sporting Goods, Hobby, Book, Musical Instrument & Miscellaneous Retailers			
Repair & Maintenance		532310	General rental centers	459210	Book retailers & news dealers (including newsstands)		
811120	Automotive body, paint, interior, & glass repair	532283	Home health equipment rental	459120	Hobby, toy, & game retailers		
811110	Automotive mechanical & electrical repair & maintenance	532284	Recreational goods rental	459140	Musical instrument & supplies retailers		
				459130	Sewing, needlework, & piece goods retailers		
				459110	Sporting goods retailers		
				459920	Art dealers		
				459310	Florists		
				459420	Gift, novelty, & souvenir retailers		
				459930	Manufactured (mobile) home dealers		

Note: These codes are from draft instructions. Final instructions not available at the date of publication.

Schedule C—Principal Business or Professional Activity Codes (Continued)

424800	Beer, wine, & distilled alcoholic beverages	424910	Farm supplies	424700	Petroleum & petroleum products	Wholesale Trade Agents & Brokers	
424920	Books, periodicals, & newspapers	424930	Flower, nursery stock, & florists' supplies	424940	Tobacco products & electronic cigarettes		
424600	Chemical & allied products	424400	Grocery & related products	424990	Other miscellaneous nondurable goods	999999	Unclassified establishments (unable to classify)
424210	Drugs & druggists' sundries	424950	Paint, varnish, & supplies				
424500	Farm product raw materials	424100	Paper & paper products				

~~**Note:** These codes are from draft instructions. Final instructions not available at the date of publication.~~

Notes

This image shows a single sheet of white paper with horizontal ruling lines. The lines are evenly spaced and run across the width of the page. There are no margins, text, or other markings on the paper.

Notes

This image shows a single page of white paper with horizontal blue or grey ruling lines. The lines are evenly spaced and run across the width of the page, leaving small margins at the top and bottom. There are no vertical margin lines, text, or other markings on the page.

—End of Tab 6—

2022 Employer and Self-Employed Retirement Plan Chart

Defined-Benefit		Defined-Contribution (Profit-Sharing)	401(k)	403(b)
Any employer.			Tax-exempt religious, charitable or educational organizations.	
Employees at least age 21 with one year of service (1,000 hours).			Employees ⁷ who work 20 or more hours per week, do not participate in another 401(k), 457 or 403(b) plan, and will contribute more than \$200 per year.	
Actuarially determined contribution. Maximum benefit payout limited to 100% of average compensation for the three consecutive years of highest compensation (limited to \$305,000), but not to exceed \$245,000. ⁸	Contributions per participant up to lesser of 100% of compensation or \$61,000. Employer deduction limited to 25% of aggregate compensation (limited to \$305,000 per employee) for all participants (20% of net SE income after SE tax deduction for self-employed). ⁸	Employee elective deferrals limited to \$20,500 (additional \$6,500 if age 50 or older at end of the year). Employer deduction limited to 25% of combined wages of all employees (elective deferrals do not reduce wages for the 25% limit). Combined employer contributions and employee elective deferrals per employee limited to lesser of 100% of wages or \$61,000 (additional \$6,500 for employees age 50 or older by year-end). ⁸	Employee elective deferrals limited to \$20,500 (additional \$6,500 if age 50 or older at end of the year). Special formula applies to additional employer contributions based on years of service. Combined employer contributions and employee elective deferrals per employee limited to lesser of 100% of wages or \$61,000 (additional \$6,500 for employees age 50 or older by year-end). ⁸	
10% of distribution. (See <i>Exceptions to 10% Additional Tax Before Age 59½</i> on Page 14-4.)				
For self-employed and >5% owners, by April 1 of the year following the year the account owner turns age 72. For all other employees, April 1 of the year following the year the account owner turns age 72 or retires, whichever is later.				
Return due date, including extensions for profit-sharing plan contributions. 8½ months after year-end for defined benefit plan contributions. Note: Qualified retirement plans adopted after the close of a tax year but before the due date (including extensions) of the tax return may be electively treated as having been adopted on the last day of the tax year.		For employer contributions, return due date including extensions. ⁹ Note: Qualified retirement plans adopted after the close of a tax year but before the due date (including extensions) of the tax return may be electively treated as having been adopted on the last day of the tax year.		
Yes	No	Generally no.		
Yes, if plan permits. Must pay back in five years (unless used to buy a principal residence). Qualified plans are prohibited from making plan loans through credit cards or similar arrangements.				
Yes	Yes	Yes	Yes	
Employers are subject to a 10% excise tax on nondeductible (excess) contributions, unless an exception applies.		<i>Employee's elective deferral:</i> No penalty or tax if 2022 excess is withdrawn by April 18, 2023 (but allocable earnings are taxable in year withdrawn). If not withdrawn by April 18, 2023, excess is taxed twice—once in the year of excess contribution and again when distributed because no cost basis is allowed for excess contribution. <i>Employer's contribution:</i> 10% penalty on excess contributions (resulting from plan failing average deferral percentage test) unless distributed (with earnings) to highly compensated employee(s) within 2½ months after the close of the plan year (taxable to employee in year of deferral). Failure to distribute excess within 12 months after close of plan year results in plan failing to qualify for that plan year and all subsequent plan years for which the excess contributions remain uncorrected.		
⁷ Includes self-employed ministers. ⁸ Nondiscrimination rules may affect contributions/deferrals for certain employees. For plan years beginning after 2019, the maximum default rate for automatic safe harbor enrollment is increased from 10% to 15%. However, the rate remains at 10% for the initial year that the deemed election applies to a participant. ⁹ The Tax Code does not specify when the employer is required to deposit employee elective deferrals into the employee's account. However, under ERISA regulations, employee elective deferrals must be contributed to the employee's 401(k) plan account as soon as reasonably can be segregated from the employer's general assets, but not later than the 15th business day of the month immediately after the month in which the contributions either were withheld or received by the employer.				

Advantages to Employer and Self-Employed Plans

Qualified plans, SEPs, and SIMPLEs:

- Contributions are generally tax deductible by the contributor and tax deferred for the plan participant. Earnings on contributions are tax deferred until withdrawn.
- Maximum contributions (including SEPs and SIMPLEs) are generally greater than IRAs.

SEPs and SIMPLEs:

- Easy to set up and maintain.
- Allow plan participant to choose how funds are invested as opposed to a plan administrator through employer.
- Participant is always 100% vested in the plan.

SEPs:

- No annual reporting requirements; easy to administer.
- Do not require recurring contributions.

SIMPLEs: Similar to 401(k) employee elective deferral and employer matching, without complex nondiscrimination and "top-heavy" rules.

401(k) and 403(b) plans:

- Employers allowed to match employee contributions; employee is generally fully vested sooner than with other qualified plans.
- Plan is managed by professionals.
- Easy for employees—contributions through payroll reductions.
- Certain tax-free borrowing from plan is permitted.

Exceptions to 10% Additional Tax Before Age 59½

Note: Distributions treated as a return of nondeductible contributions, distributions of excess contributions or deferrals, and distributions of excess aggregate contributions to meet nondiscrimination requirements are not subject to the 10% additional tax.

Form 5329 Number	Applies to distributions from:	Exception
01.....	Qualified plan	Distribution made to an employee after separating from service in or after the year he reaches age 55 (age 50 for qualified public safety employees).
02.....	Qualified plan or IRA	Distribution is part of a series of substantially equal periodic payments made over the life expectancy of the participant or joint lives of participant and his beneficiary.
03.....	Qualified plan or IRA	Distribution made due to total and permanent disability.
04.....	Qualified plan or IRA	Distribution made due to death.
05.....	Qualified plan or IRA	Distribution to the extent the individual's unreimbursed medical expenses exceed 7.5% of his AGI.
06.....	Qualified plan	Distribution made to an alternate payee pursuant to a qualified domestic relations order (QDRO).
07.....	IRA	Distribution to pay for health insurance premiums for certain unemployed individuals.
08.....	IRA	Distribution to the extent of the qualified higher education expenses for the year of the taxpayer, spouse, child, or grandchild.
09.....	IRA	Distribution for first-time home purchases (no home ownership in prior two years). Exception limited to \$10,000 (lifetime).
10.....	Qualified plan or IRA	Distribution due to an IRS levy on the qualified plan or IRA. The exception will not apply if funds are withdrawn to avoid a levy or to satisfy a levy on other property.
11.....	Qualified plan or IRA	Distribution to reservists while serving on active duty for at least 180 days.
12.....	Qualified plan or IRA	Distribution incorrectly indicated as early by code 1, J, or S in box 7 of Form 1099-R.
13.....	457 plan	Distribution from a Section 457 plan, which isn't from a rollover from a qualified plan.
14.....	Qualified plan	Distribution from an employer plan to an employee (1) who separated from service on or before 3/1/86, (2) who as of 3/1/86, had his entire interest in pay status under a written election providing a specific schedule for the distribution of the entire interest; and (3) whose distribution is being made under the written election.
15.....	Qualified plan	Distribution that is dividend paid with respect to stock described in IRC Sec. 404(k).
16.....	Qualified plan or IRA	Distribution from annuity contract that is allocable to investment in the contract before 8/14/82. See Pub. 575 for additional exceptions that apply to annuities.
17.....	Qualified plan	Distribution of phased retirement annuity payments to federal employees. See Pub. 721.
18.....	Qualified plan	Permissible withdrawals under IRC Sec. 414(w).
19.....	Qualified plan or IRA	Distribution for the birth or adoption of a child (up to \$5,000 per parent, per child).

Law Change Alert: The Consolidated Appropriations Act, 2023, exempts from the 10% additional tax on early distributions from qualified plans and IRAs up to \$22,000 for *qualified disaster recovery distributions* made within 180 days of a federally declared disaster occurring on or after January 26, 2021 [IRC Sec. 72(t)(2)(M) and (t)(11)]. Distributions are included in income ratably over a three-year period, but can be repaid within three years and not included in income.

Note: For IRA distributions (traditional, SEP, SIMPLE, and Roth), the payer is generally not required to compute the taxable amount. Instead, the recipient is responsible for doing so. Also, if the box is left blank, the payer may not have all the facts needed to compute the taxable portion. Then, the first box in Box 2b should be checked.

Box 2b. If the taxable amount of the distribution is reasonably unavailable, the first box in Box 2b is checked. The second box in Box 2b is checked to indicate the entire balance of the account is distributed.

Box 3. The amount, if any, of the distribution eligible for capital gain treatment (for eligible taxpayers born before January 2, 1936). See Form 4972 (Tax on Lump-Sum Distributions). Also reports any amount from a charitable gift annuity that is taxable as a capital gain.

Box 4. The amount of federal income tax withheld on the distribution. If an amount (other than zero) is shown, report on return, and attach Copy B of Form 1099-R to the return.

Box 5. Generally, the employee's investment in the contract (after-tax contributions) recovered tax-free this year, the portion that is basis in a designated Roth account, the part of premiums paid on commercial annuities or insurance contracts recovered tax-free, or the nontaxable part of a charitable gift annuity. If the amount shown is the basis in a designated Roth account, the year the taxpayer first made contributions to that account may be entered in box 11.

Box 6. The amount of net unrealized appreciation in employer securities distributed from the qualified plan. (See *Distributions of employer stock* on Page 14-11.)

Box 7. A distribution code to indicate the type of distribution and whether there are any known exceptions to the early distribution tax. (See *Reporting Penalty Taxes* on Page 14-16.) If the distribution is from a traditional IRA, SEP IRA or SIMPLE IRA, the "IRA/SEP/SIMPLE" box will be checked.

Box 8. The current actuarial value of an annuity contract received as part of a distribution. This amount should not be included in boxes 1 and 2a. Periodic payments from the contract are taxable when they are received.

Box 9a. The percentage received by the person whose name appears on the Form 1099-R (for a total distribution made to more than one person).

Box 9b. For a life annuity from a qualified plan or Section 403(b) plan (with after-tax contributions), an amount may be shown for the employee's total investment in the contract. It is used to compute the taxable part of the distribution. See IRS Pub. 575. An employee's designated Roth contributions may also be reported.

Box 10. The amount of the distribution allocable to an in-plan Roth rollover made within the five-year period beginning with the first day of the year in which the rollover was made. (See *In-plan Roth rollover* on Page 14-11.)

Box 11. Shows the first year a contribution was made to the designated Roth account reported on the Form 1099-R.

Boxes 12. This is a checkbox for FATCA filing requirements. See the instructions to Forms 1099-R and 5498 for information.

Boxes 13. Enter the date payment was made for reportable death benefits under IRC Sec. 6050Y.

Boxes 14-19. State and local tax information.

Qualified Charitable Distributions (QCDs)

Individuals age 70½ or older can make QCDs, which are transfers from their IRAs (other than ongoing SIMPLE or SEP IRAs) directly (by the trustee) to a qualified charity [IRC Sec. 408(d)(8)]. QCDs (limited to \$100,000 per individual per year) are not allowed as a charitable deduction. QCDs count toward the individual's required minimum distribution (RMD). See *Required Minimum Distributions* on Page 14-15.

<input type="checkbox"/> VOID <input type="checkbox"/> CORRECTED		OMB No. 1545-0119		Distributions From Pensions, Annuities, Retirement or Profit-Sharing Plans, IRAs, Insurance Contracts, etc.	
PAYER'S name, street address, city or town, state or province, country, ZIP or foreign postal code, and telephone no.		1 Gross distribution	2022		Form 1099-R
		2a Taxable amount			
PAYER'S TIN		2b Taxable amount not determined <input type="checkbox"/>		Total distribution <input type="checkbox"/>	
		3 Capital gain (included in box 2a)		4 Federal income tax withheld	
RECIPIENT'S TIN		5 Employee contributions/ Designated Roth contributions or insurance premiums		6 Net unrealized appreciation in employer's securities	
RECIPIENT'S name		7 Distribution code(s)	IRA/SEP/SIMPLE <input type="checkbox"/>	8 Other	%
		9a Your percentage of total distribution %		9b Total employee contributions \$	
Street address (including apt. no.)		10 Amount allocable to IRR within 5 years		11 1st year of desig. Roth contrib.	
City or town, state or province, country, and ZIP or foreign postal code		12 FATCA filing requirement <input type="checkbox"/>		13 Date of payment	
14 State tax withheld		15 State/Payer's state no.		16 State distribution	
Account number (see instructions)		17 Local tax withheld		18 Name of locality	
		19 Local distribution			

Form 1099-R www.irs.gov/Form1099R Department of the Treasury - Internal Revenue Service

Form 1099-R, Box 7 Distribution Codes

- 1 ▶ Early distribution, no known exception (in most cases, under age 59½).
- 2 ▶ Early distribution, exception applies (under age 59½).
- 3 ▶ Disability.
- 4 ▶ Death.
- 5 ▶ Prohibited transaction.
- 6 ▶ Section 1035 exchange (a tax-free exchange of life insurance, annuity, qualified long-term care insurance or endowment contracts).
- 7 ▶ Normal distribution.
- 8 ▶ Excess contributions plus earnings/excess deferrals (and/or earnings) taxable in 2022.
- 9 ▶ Cost of current life insurance protection.
- A ▶ May be eligible for 10-year tax option (see Form 4972).
- B ▶ Designated Roth account distribution.
- C ▶ Reportable death benefits under IRC Sec. 6050Y.
- D ▶ Annuity payments from nonqualified annuities and distributions from life insurance contracts that may be subject to tax under IRC Sec. 1411.
- E ▶ Distributions under Employee Plans Compliance Resolution System (EPCRS).
- F ▶ Charitable gift annuity.
- G ▶ Direct rollover of a distribution to a qualified plan, a Section 403(b) plan, a governmental Section 457(b) plan or an IRA.
- H ▶ Direct rollover of a designated Roth account distribution to a Roth IRA.
- J ▶ Early distribution from a Roth IRA, no known exception (in most cases, under age 59½).
- K ▶ Distribution of IRA assets not having a readily available FMV.
- L ▶ Loans treated as deemed distributions.
- M ▶ Qualified plan loan offset.
- N ▶ Recharacterized IRA contribution made for 2022 and recharacterized in 2022.
- P ▶ Excess contributions plus earnings/excess deferrals (and/or earnings) taxable in 2021.
- Q ▶ Qualified distribution from a Roth IRA.
- R ▶ Recharacterized IRA contribution made for 2021 and recharacterized in 2022.
- S ▶ Early distribution from a SIMPLE IRA in first two years, no known exception (under age 59½).
- T ▶ Roth IRA distribution, exception applies.
- U ▶ Dividend distribution from ESOP under Section 404(k). **Note:** This distribution is not eligible for rollover.
- W ▶ Charges or payments for purchasing qualified long-term care insurance contracts under combined arrangements.

Beginning after December 31, 2019, the amount of a taxpayer's QCD that isn't included in gross income for a tax year changed. It is reduced (but not below zero) by the excess of: (1) the total amount of IRA deductions allowed to the taxpayer for all tax years ending on or after the date he attains age 70½, over (2) the aggregate amount of such reductions for all tax years preceding the current tax year [IRC Sec. 408(d)(8)A]; Notice 2020-68].

QCDs are included in the amount reported on line 4a of Form 1040, with any taxable amount reported on line 4b. Enter "QCD" on the line next to line 4b.

If the donor owns one or more IRAs to which nondeductible contributions have been made, the taxable amounts are treated as distributed first for QCD purposes. All of the taxpayer's traditional IRAs are aggregated for this purpose.

Caution: A QCD is tax-free only if the entire amount transferred to the charity would otherwise be deductible as a charitable contribution (ignoring the percentage-of-AGI limits). So, if the deductible amount would be reduced because a benefit is received in exchange, or if a deduction would not be allowable because the donor did not obtain sufficient substantiation, the exclusion is not available for any part of the amount transferred to the charity [IRC Sec. 408(d)(8)(C); Notice 2007-7].

Coronavirus-Related Distributions

A *coronavirus-related distribution* was any distribution from an eligible retirement plan made on or after January 1, 2020 and before December 31, 2020 to a *qualified individual*. Eligible retirement plans included employer plans (generally) and IRAs. The amount of aggregate distributions from all eligible retirement plans that could be treated as coronavirus-related distributions was limited to no more than \$100,000. While this type of distribution is no longer available, the coverage has been included since the repayments of these distributions can be made over a three-year period.

Note: Form 8915-E was used to report any repayment of a coronavirus-related distribution and to determine the amount of any coronavirus-related distribution includible in income for the 2020 tax year. Form 8915-F is used for the 2021 tax year and beyond to report these repayments and income inclusions.

A *qualified individual* was an individual who:

- 1) Was diagnosed with the virus SARS-CoV-2 or with coronavirus disease 2019 (collectively, COVID-19) by a test approved by the Centers for Disease Control and Prevention (including a test authorized under the Federal Food, Drug, and Cosmetic Act);
- 2) Has a spouse or dependent who was diagnosed with COVID-19 by such a test; or
- 3) Experiences adverse financial consequences as a result of:
 - a) The individual being quarantined, furloughed, laid off, or having work hours reduced due to COVID-19. This includes the individual being unable to work due to lack of child care due to COVID-19, or the closing or reducing hours of a business owned or operated by the individual due to COVID-19.
 - b) The individual having a reduction in pay (or self-employment income) or a job offer rescinded or start date for a job delayed due to COVID-19.
 - c) The individual's spouse or a member of the individual's household experiencing any of the same factors.

Special tax treatment is provided for a coronavirus-related distribution to a qualified individual. An exception to the 10% additional tax under IRC Sec. 72(t) is provided [including the 25% additional tax under IRC Sec. 72(t)(6) for certain distributions from SIMPLE IRAs], the distribution is allowed to be included in income ratably over three years, and the distribution will be treated as though it were paid in a direct rollover to an eligible retirement plan if the distribution is eligible for tax-free rollover treatment and is recontributed to an eligible retirement plan within the three-year period beginning on the day after the date on which the distribution was received.

Distributions Attributable to Qualified Disasters

The IRS sometimes announces relief that allows 401(k) plans and similar employer-sponsored retirement plans to make loans and hardship distributions to victims of certain disasters.

The IRS provides a disaster relief resource center for tax professionals on the IRS website at www.irs.gov/Tax-Professionals/Disaster-Relief-Resource-Center-for-Tax-Professionals. IRS Pub. 976 (Disaster Relief) has information on the disaster zones and available relief. The IRS has a disaster hotline at (866) 562-5227. Consolidated news releases and links to each specific disaster's information page are available at www.irs.gov/newsroom/tax-relief-in-disaster-situations.

Law Change Alert: The Consolidated Appropriations Act, 2023, exempts from the 10% additional tax on early distributions from qualified plans and IRAs up to \$22,000 for *qualified disaster recovery distributions* made within 180 days of a federally declared disaster occurring on or after January 26, 2021 [IRC Sec. 72(t)(2)(M) and (t)(11)]. Distributions are included in income ratably over a three-year period, but can be repaid within three years and not included in income.

Hardship Distributions

Employees generally cannot withdraw funds from a 401(k) or 403(b) plan until they leave the employer or reach age 59½. However, employees may qualify to withdraw elective contributions before then if there is an immediate and heavy financial need [Reg. 1.401(k)-1(d)(3)].

An employee who receives a hardship distribution may continue to make elective contributions or employee contributions to the plan and all other plans maintained by the employer after receipt of the hardship distribution [Reg. 1.401(k)-1(d)(3)(iii)(C)].

Expenses that satisfy the immediate and heavy financial need requirement [Reg. 1.401(k)-1(d)(3)(ii)(B)]:

- Medical expenses, including expenses for the employee, spouse, dependent, or primary beneficiary under the plan.

Social Security



Tab 14 Social Security Topics

Social Security and Medicare Highlights.....	Page 14-23
Social Security Benefits	Page 14-23
Social Security Quick Chart—Retirement Benefits (2023)	Page 14-24
Social Security Quick Chart—Family, Survivor, and Disability Benefits (2023).....	Page 14-25
Retirement Benefits	Page 14-26
Family and Survivor Benefits	Page 14-27
Disability Benefits.....	Page 14-27
Medicare	Page 14-28
Medigap Insurance	Page 14-30
Medicaid.....	Page 14-31
Supplemental Security Income	Page 14-31

Social Security and Medicare Highlights

	2023	2022	2021
Cost-of-living (COLA) adjustment	8.70%	5.90%	1.30%
Maximum earnings and still receive full social security benefits:			
Under full retirement age (FRA) at year-end	\$ 21,240	\$ 19,560	\$ 18,960
Year FRA reached ¹	56,520	51,960	50,520
Month FRA reached and later.....	No Limit	No Limit	No Limit
Maximum earnings subject to:			
Social security tax.....	\$ 160,200	\$ 147,000	\$ 142,800
Medicare tax	No Limit	No Limit	No Limit
Tax Rates			
Employee:			
Social security	6.20%	6.20%	6.20%
Medicare	1.45 ²	1.45 ²	1.45 ²
Employer:			
Social security	6.20%	6.20%	6.20%
Medicare	1.45	1.45	1.45
Self-Employed:			
Social security	12.40%	12.40%	12.40%
Medicare	2.90 ²	2.90 ²	2.90 ²
Earnings needed to earn one quarter of social security coverage	\$ 1,640	\$ 1,510	\$ 1,470
Medicare:			
Part A monthly premium ³	\$ 506.00	\$ 499.00	\$ 471.00
Part B monthly premium ⁴	164.90	\$ 170.10	148.50
Hospital deductible	1,600.00	\$ 1,556.00	1,484.00
Medical deductible	226.00	\$ 233.00	203.00

¹ Limit applies only to months before attaining FRA. See *Earnings May Reduce Benefits* on Page 14-26.


² Plus 0.9% additional Medicare tax on earned income exceeding \$200,000 (\$250,000 combined earned income if MFJ; \$125,000 if MFS).

³ Applies if less than 40 quarters of covered employment. Lower premium if 30–39 quarters of covered employment. See *Medicare Part A Premiums (2023)* on Page 14-28.

⁴ Beneficiaries with higher incomes pay a higher premium. See *Medicare Part B Premiums (2023)* on Page 14-29.

SOCIAL SECURITY BENEFITS

- 1) **Retirement.** Monthly benefits paid to retired workers as early as age 62.
- 2) **Family.** Monthly benefits paid to spouse, children (including dependent adults who have been disabled since childhood), and some ex-spouses of retired and disabled workers.
- 3) **Survivor.** Monthly benefits paid to the surviving spouse, children (including dependent adults who have been disabled since childhood), some ex-spouses, and dependent parents of a deceased worker.
- 4) **Disability.** Monthly benefits paid to workers under age 65 with a qualifying disability.
- 5) **Supplemental Security Income (SSI).** Monthly benefits to disabled adults and children who have limited income and resources and to people age 65 and older without disabilities who meet the financial limits. See *Supplemental Security Income* on Page 14-31.



Social Security Statement

An individual's social security statement is available at www.ssa.gov/myaccount. To access the statement, individuals must create a *my Social Security* account. The statement includes estimates of the individual's retirement and disability benefits, lifetime earnings according to social security's records, and the estimated social security and Medicare taxes the individual has paid.



Estimating Social Security Benefits

An estimate of social security benefits can be found on the social security statement or online at www.ssa.gov/myaccount/retire-calc.html. There are calculators that estimate potential benefit amounts using assumptions about retirement dates and different levels of future earnings. The calculators show retirement benefits as well as disability and survivor benefit amounts.

Tax on Social Security Benefits

A portion of social security benefits is taxed if income above a "base amount" (based on filing status) is received in addition to social security benefits (IRC Sec. 86). Form SSA-1099 is received each January showing the amount of benefits received in the previous year. See the *Social Security Benefits Worksheet (2022)* on Page 3-13.

Single and HOH returns. If combined income is over \$25,000 (base amount) and under \$34,001, up to 50% of benefits are taxable. If combined income is above \$34,000, up to 85% of benefits are taxable.

Joint returns. If combined income is over \$32,000 (base amount) and under \$44,001, up to 50% of benefits are taxable. If combined income is above \$44,000, up to 85% of benefits are taxable.



Married filing separate returns. If the taxpayer lived apart from his spouse all year, benefits are taxed the same as for a single person. If the taxpayer lived with his spouse at any time during the year, the base amount is \$0 and the taxpayer will generally pay tax on up to 85% of benefits regardless of income.

Continued on Page 14-26

Social Security Quick Chart—Retirement Benefits (2023)

	Early Retirement (Permanently Reduced Benefits)	Full Retirement (Full Benefits)	Delayed Retirement (Permanently Increased Benefits)
Eligibility for Benefits	Workers are eligible for early retirement benefits at age 62. Note: If retirement is disability-related, apply for disability benefits, which generally equal full retirement benefits.	Full retirement age (FRA) (see below) is when a worker can retire and collect full retirement benefits.	Delayed retirement is available for a worker over the FRA. At age 70, workers automatically receive benefits.
Age and Benefit Payments	Receiving benefits before FRA permanently reduces monthly benefits based on number of months benefits received before FRA. Spousal benefits based on worker's coverage are also reduced. <div style="display: flex; justify-content: space-between;"> <div> <p>Worker Born</p> <p>1943–1954</p> <p>1955</p> <p>1956</p> <p>1957</p> <p>1958</p> <p>1959</p> <p>After 1959</p> </div> <div> <p>% of Full Benefits if Worker Receives Benefits at Age 62</p> <p>Worker</p> <p>75.00%</p> <p>74.17</p> <p>73.33</p> <p>72.50</p> <p>71.61</p> <p>70.83</p> <p>70.00</p> </div> <div> <p>Spouse</p> <p>70.00%</p> <p>69.17</p> <p>68.33</p> <p>67.50</p> <p>66.67</p> <p>65.83</p> <p>65.00</p> </div> </div>	FRA depends on the year the worker was born. <div style="display: flex; justify-content: space-between;"> <div> <p>Worker Born</p> <p>1943–1954</p> <p>1955</p> <p>1956</p> <p>1957</p> <p>1958</p> <p>1959</p> <p>After 1959</p> </div> <div> <p>Full Retirement Age</p> <p>66 yrs, 0 months</p> <p>66 yrs, 2 months</p> <p>66 yrs, 4 months</p> <p>66 yrs, 6 months</p> <p>66 yrs, 8 months</p> <p>66 yrs, 10 months</p> <p>67 yrs, 0 months</p> </div> </div>	Delaying benefits past FRA increases benefits as follows: <div style="display: flex; justify-content: space-between;"> <div> <p>Worker Born</p> <p>1931–1932</p> <p>1933–1934</p> <p>1935–1936</p> <p>1937–1938</p> <p>1939–1940</p> <p>1941–1942</p> <p>After 1942</p> </div> <div> <p>Increase in Benefits Each Year After FRA</p> <p>5.0%</p> <p>5.5</p> <p>6.0</p> <p>6.5</p> <p>7.0</p> <p>7.5</p> <p>8.0</p> </div> </div>

Earnings Limit/Benefits Reduction
Years before individual reaches full retirement age, benefits are reduced by \$1 for each \$2 earned over \$21,240.

	General Rule	Special-Rule—Certain Nonprofit Employees
Social Security Credits Needed for Coverage Note: The same number of credits is required regardless of retirement date.	<p>Worker Born</p> <p>1929 or later</p> <p>1928</p> <p>1927</p> <p>1925</p> <p>1926</p> <p>1924</p>	<p>Age on 1/1/84</p> <p>60 or over</p> <p>59</p> <p>58</p> <p>57</p> <p>55 or 56</p>
	Credits Needed	Credits Needed
	40	6
	39	8
	38	12
	37	16
	36	20
	35	

Medicare Quick Chart (2023)

Part	Description	Premiums	Deductible/Coinsurance
A	<i>Hospital Insurance.</i> Covers inpatient hospital care, care in a skilled nursing facility following a hospital stay, hospice and home health care and blood.	<ul style="list-style-type: none"> • None if 40 or more quarters of Medicare coverage. • \$278.00/mo if 30–39 quarters of Medicare coverage. • \$506.00/mo for other eligible individuals. 	<p><i>Hospital stay:</i></p> <ul style="list-style-type: none"> • \$1,600.00 for days 1–60. • \$400.00/day for days 61–90. • \$800.00/day for days 91–150. • All costs beyond 150 days. <p><i>Skilled nursing facility:</i></p> <ul style="list-style-type: none"> • \$200.00/day for days 21–100.
B	Medical Insurance. Covers doctors' services and other medical services and supplies.	\$164.90–\$60.50/mo., depending on income.	<ul style="list-style-type: none"> • Deductible: \$226.00 • Coinsurance: 20% of Medicare-approved amount.
Eligibility	Workers are not eligible for Medicare until they are age 65, are disabled or have permanent kidney failure. Receiving social security benefits before FRA has no impact.		

What's New



Tab 17 Topics

Inflation-Adjusted Amounts	Page 17-1
Tax Legislation	Page 17-1
Inflation Reduction Act of 2022 (P. L. 117-169)	
Selected Tax Provisions	Page 17-2
Tax Provisions That Expired on December 31, 2021 Not Available in 2022 (Unless Extended By Legislation)	Page 17-8

buybacks, and numerous environmental and green energy tax credits. The Act adds IRC Sec. 5000D, which imposes a new excise tax on sales by drug manufacturers, producers, and importers of "designated drugs" during the time that the manufacturer, etc., fails to enter into drug pricing agreements under the Social Security Act. The Act extends the current Premium Tax Credit (PTC) rules through 2025. The Act also increases the qualified small business payroll tax credit for research activities after 2022 [IRC Sec. 41(h)(4)(B) and (h)(5)(B) and IRC Sec. 3111(f)].

See the table *Inflation Reduction Act of 2022 (P. L. 117-169) Selected Tax Provisions* on Page 17-2 for a summary of selected tax provisions included in the Act.

INFLATION-ADJUSTED AMOUNTS

For a complete summary of the inflation-adjusted amounts for 2022 (plus 2023 and 2021 and prior years), see the *Quick Facts Data Sheet* on Page 3-1.

TAX LEGISLATION

CHIPS Act of 2022

On August 9, 2022, President Biden signed into law H.R. 4346, the Supreme Court Security Funding Act of 2022 (P.L. 117-167), which includes as its Division A the CHIPS Act of 2022. The CHIPS Act provides more than \$52 billion for American semiconductor research, development, and production. The CHIPS Act includes new IRC Sec. 48D, which provides a 25% advanced Investment Tax Credit (ITC) for eligible investments in semiconductor manufacturing as well as for the manufacturing of specialized tooling equipment required for the semiconductor manufacturing process. Eligible taxpayers may elect to treat the credit as a payment against tax ("direct pay") and the credit is generally available for qualifying property placed in service after December 31, 2022 for which construction begins before January 1, 2027.



Inflation Reduction Act of 2022

On August 16, 2022, President Biden signed into law the Inflation Reduction Act of 2022 (H.R. 5376, P.L. 117-169). The Act includes a 15% corporate alternative minimum tax, a 1% excise tax on stock

Student Loan Relief

President Biden announced a three-part plan addressing student loan debt. The first part of the plan would allow \$20,000 in debt forgiveness if a taxpayer went to college on a Pell Grant, or \$10,000 for non-Pell Grant recipients. Private (non-federal) loans are not eligible for debt relief. Debt forgiveness applies only to those with adjusted gross income of less than \$125,000 (single or MFS) or \$250,000 (MFJ, HOH, or QSS) in 2020 or 2021. Dependent students' eligibility for debt forgiveness is based on their parents' income. The plan's second part is an extension of the pause on student loan repayments one final time, until December 31, 2022. The third part is a modification to the income-based repayment plan rules. The Biden administration said those with undergraduate degrees and a Pell Grant would have their repayments capped at 5% of monthly income. For more information, go to <https://studentaid.gov/debt-relief-announcement/>. At the time of publication, this website indicated that application for debt forgiveness is open, but processing of debt discharges is paused. Tax professionals should monitor this website for developments. Expanded details on the debt forgiveness part of the plan are available at <https://studentaid.gov/manage-loans/forgiveness-cancellation/debt-relief-info>.

Consolidated Appropriations Act, 2023

On December 29, 2022, President Biden signed into law the Consolidated Appropriations Act, 2023 (P.L. 117-328). This omnibus spending bill includes the SECURE 2.0 Act of 2022, which contains many retirement provisions and a number of smaller non-retirement tax provisions. See the summary table posted to the *Handbook Updates* section of tax.thomsonreuters.com/quickfinder.

Notes

Inflation Reduction Act of 2022 (P. L. 117-169)
Selected Tax Provisions

<i>Item</i>	<i>IRC Sec.</i>	<i>Effective Date</i>	<i>New Law</i>	<i>Prior Law</i>
Energy Efficient Home Improvement Credit <i>Formerly Nonbusiness Energy Property Credit</i>	25C	Property placed in service after 2022.	A \$1,200 annual credit is allowed for qualified energy-efficient improvements installed during the year and residential energy property expenditures paid or incurred. Credit equals 30% of the cost of the improvements and expenditures made during the year. An additional credit amount of \$150 is available for a home energy audit. Credit amounts are limited to: <ul style="list-style-type: none"> Any qualified energy property—\$600 Windows and skylights—\$600 Exterior doors—\$250 and \$500 in aggregate Heat pump and heat pump water heaters, biomass stoves and boilers—\$2,000 Identification numbers will be required with respect to specified property items placed in service after 2024.	A \$500 lifetime credit was allowed for personal energy property (such as energy-efficient doors and windows) for the taxpayer's principal residence. The credit equaled 10% of the cost of qualified energy-efficient improvements plus 100% of the cost of residential energy property expenditures. This credit has been extended for property placed in service through 12/31/22.
Residential Clean Energy Credit <i>Formerly Residential Energy Efficient Property</i>	25D	Expenditures made after 2021 and before 2035.	The credit is increased to 30% for qualified expenditures. The rate is reduced in stages after 2032. Qualified battery storage technology is considered a qualified expenditure after 2022.	Individuals were allowed a Residential Energy Efficient Property (REEP) credit of 26% of their qualified expenditures for solar electric, solar hot water, fuel cell, small wind energy, geothermal heat pump, and biomass fuel property installed in homes.
Credit for Previously-owned Clean Vehicles	25E	Vehicles acquired after 2022 and before 2033.	Qualified buyers who acquire and place in service a previously owned clean vehicle are allowed a credit equal to the lesser of \$4,000 or 30% of the vehicle's sale price. No credit is available if the buyer's modified AGI for the year of purchase or, if lower, the preceding year exceeds \$150,000 for MFJ (\$112,500 for HOH, and \$75,000 for all others).	NA
Alternative Fuel Vehicle Refueling Property Credit	30C	Property placed in service after 2022 and before 2033.	A credit equal to 6% (increasing to 30% if certain conditions are met) of the cost of any qualified alternative fuel vehicle refueling property is available. The credit is limited to \$100,000 per single item. Eligible property includes bidirectional charging equipment and electric charging stations for two- and three-wheeled vehicles for public road use. Charging or refueling property is only eligible if placed in service in a low-income or rural census tract.	A credit equal to 30% of the cost of any qualified alternative fuel vehicle refueling property placed in service by a trade or business or at a taxpayer's principal residence was available for property placed in service before 2022. The credit was limited to \$30,000 for all business property annually and \$1,000 for personal property. This credit has been extended for property placed in service during 2022.
Clean Vehicle Credit <i>Formerly New Qualified Plug-in Electric Drive Motor Vehicles</i>	30D	Final assembly requirement applies after 8/16/22. All other criteria apply after 2022 and before 2033.	Final assembly of qualifying electric vehicles must be in North America. The clean vehicle credit is capped at \$3,750 for meeting the critical minerals requirement and \$3,750 for meeting the battery component requirement (among other requirements). The manufacturer phase-out is eliminated. No credit is available for taxpayers whose modified AGI for year of purchase or, if lower, the preceding year exceeds \$300,000 for MFJ (\$225,000 for HOH and \$150,000 for all others). No credit is allowed for cars with a manufacturer's suggested retail price over \$55,000 (\$80,000 for vans, sport utility vehicles and pickups).	Taxpayers could claim a credit of up to \$7,500 for each New Qualified Plug-in Electric Drive Motor Vehicle (NQPEDMV) placed in service. The credit phased out when a manufacturer sold its 200,000th plug-in electric drive motor vehicle for use in the U.S.
Premium Tax Credit	36B	Tax years beginning in 2021 through 2025.	The favorable ARPA rules are extended for three additional tax years and indexing is suspended for that period. Taxpayers with household income over 400% of the Federal Poverty Line (FPL) remain eligible for the PTC.	The refundable Premium Tax Credit (PTC) was available on a sliding scale basis for individuals and families enrolled in an Exchange-purchased qualified health plan and who were not eligible for other qualifying coverage. The PTC was partially based on the taxpayer's household income multiplied by an applicable percentage, which was then indexed based on the rates of premium growth relate to income growth. The American Rescue Plan Act of 2021 (ARPA) suspended indexing for 2021 and 2022 and substituted a statutory table with favorable rates that resulted in a higher PTC. Indexing was to have resumed in 2023.